



US00D866679S

(12) **United States Design Patent**
Zobel

(10) **Patent No.:** **US D866,679 S**

(45) **Date of Patent:** **** Nov. 12, 2019**

(54) **JUGGLING TOY**

(71) Applicant: **Betaller Limited**, Kowloon (HK)

(72) Inventor: **Amir Zobel**, Jerusalem (IL)

(73) Assignee: **BETALLER LIMITED**, Kowloon (HK)

(**) Term: **15 Years**

(21) Appl. No.: **29/656,272**

(22) Filed: **Jul. 11, 2018**

(30) **Foreign Application Priority Data**

Jan. 16, 2018 (EM) 004667350-0001

(51) **LOC (12) Cl.** **21-01**

(52) **U.S. Cl.**
USPC **D21/468**; D21/456; D21/722

(58) **Field of Classification Search**

USPC D21/300–303, 309, 385, 398, 400, 436,
D21/453, 454, 455, 456, 465, 466, 468,
D21/662, 684, 698, 699, 704, 720, 721,
D21/722, 723, 771, 799.1, 800, 811, 812;
273/329–335, 348, 359, 397, 398, 402,
273/412, 440, 447; 473/424, 425, 432,
473/434, 476, 505–509, 513, 517, 569;
446/3, 170
CPC A63B 67/08; A63B 67/083; A63B 67/16;
A63B 65/00; A63B 65/12; A63B 65/122;
A63B 65/125; A63B 2063/001; A63B
63/00; A63B 60/50; A63B 59/20; A63B
47/00

See application file for complete search history.

(56) **References Cited**

U.S. PATENT DOCUMENTS

721,953 A * 3/1903 Holmstrom A63B 59/20
473/510
D46,080 S * 7/1914 Klein 473/507

D119,036 S * 2/1940 Ferrer D21/466
2,510,403 A * 6/1950 Krupp A63B 67/083
193/44
D183,084 S * 6/1958 Carlson D21/723
3,069,805 A * 12/1962 Burrows A63F 7/042
273/153 R
3,101,946 A * 8/1963 Ebert A63B 21/0608
273/109
3,233,896 A * 2/1966 King A63B 63/083
273/397
4,045,027 A * 8/1977 Manska A63B 67/083
473/509
D269,795 S * 7/1983 Amos D21/723
4,863,174 A * 9/1989 Cummings A63B 67/083
473/509
D428,085 S * 7/2000 Kirch D21/722
(Continued)

FOREIGN PATENT DOCUMENTS

DE 352967 C * 5/1922 A63B 67/083
DE 378777 C * 8/1923 A63B 67/083
(Continued)

Primary Examiner — Catherine A Tuttle

(74) *Attorney, Agent, or Firm* — The Roy Gross Law Firm, LLC; Roy Gross

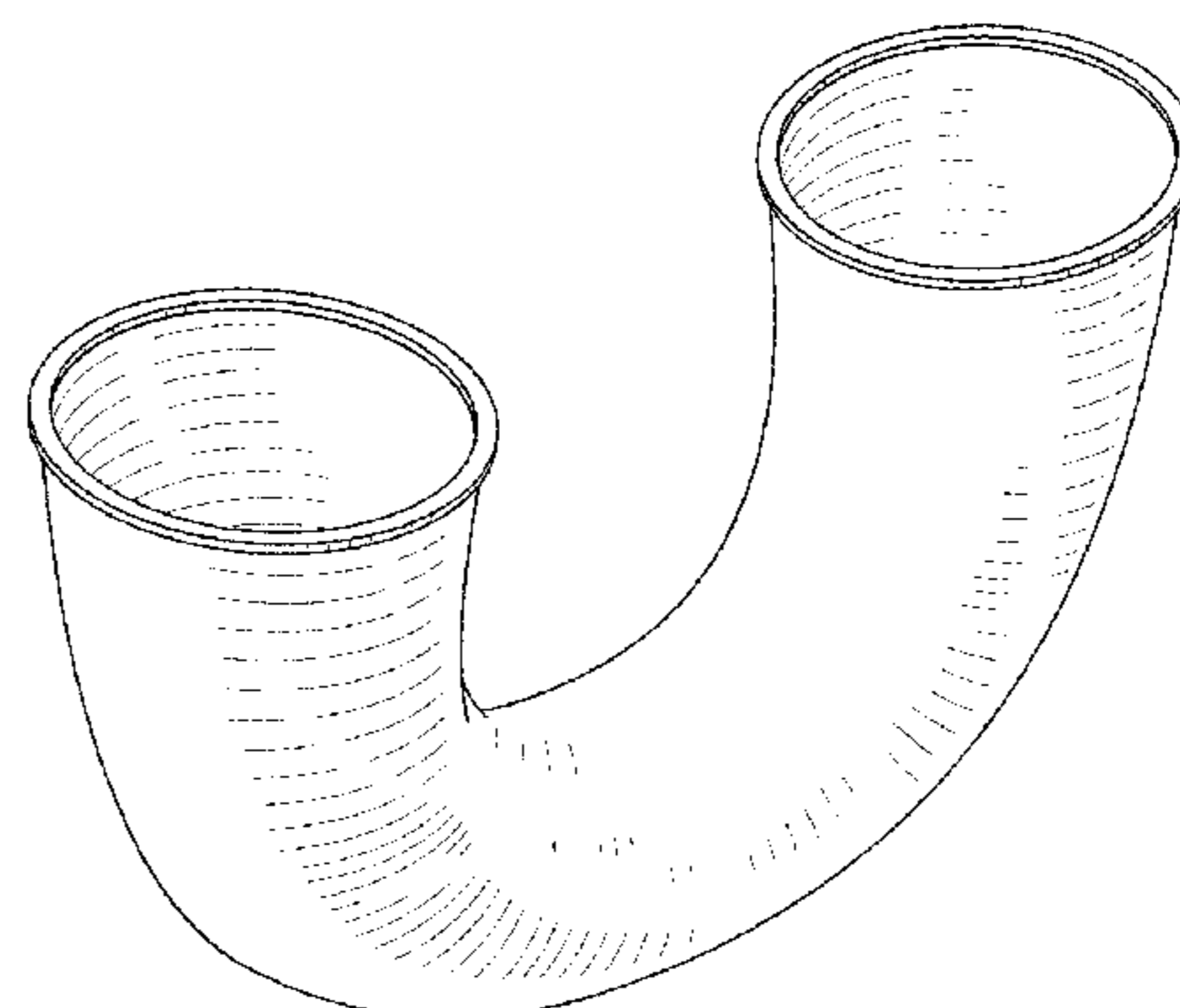
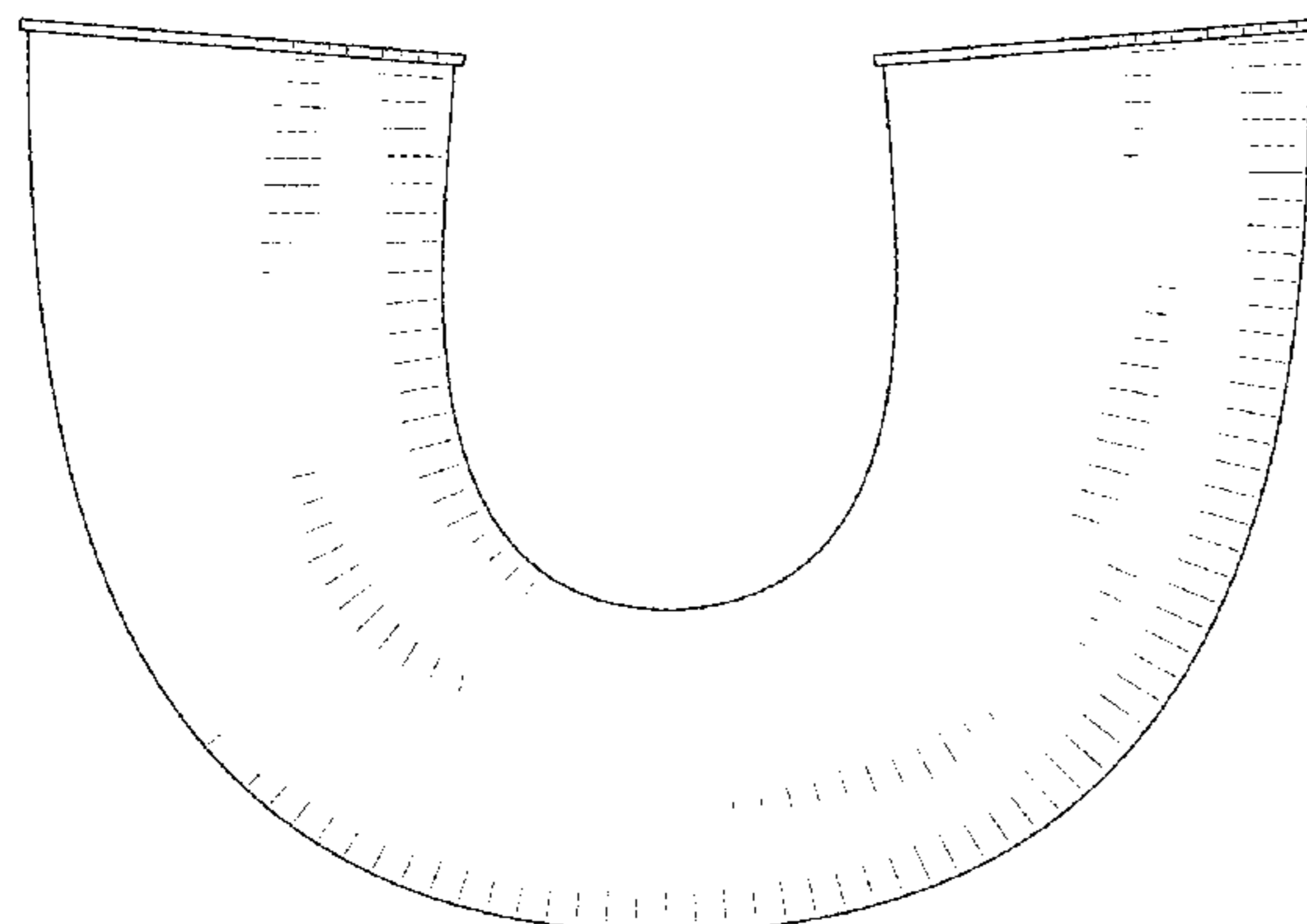
(57) **CLAIM**

The ornamental design for juggling toy, as shown and described.

DESCRIPTION

FIG. 1 is a front view of a juggling toy in accordance with the new design;
FIG. 2 is a top view thereof;
FIG. 3 is a bottom view thereof;
FIG. 4 is a right side view thereof; and,
FIG. 5 is a front perspective view thereof.

1 Claim, 2 Drawing Sheets



(56)

References Cited

U.S. PATENT DOCUMENTS

6,241,632 B1 * 6/2001 Obsniuk A63B 67/002
 473/509
 6,887,171 B2 * 5/2005 Hochfeld A63B 63/08
 273/348
 D763,979 S * 8/2016 Sievers D21/722
 2002/0068651 A1 * 6/2002 Hicks A63B 67/083
 473/509
 2004/0102290 A1 * 5/2004 Holzman A63B 67/083
 482/44
 2012/0042860 A1 * 2/2012 McCann A01K 15/025
 124/5
 2014/0274481 A1 * 9/2014 Harruna A63B 47/02
 473/431
 2015/0238850 A1 * 8/2015 Rehkemper A63F 9/0252
 124/78
 2017/0368433 A1 * 12/2017 Nelson A63B 67/002

FOREIGN PATENT DOCUMENTS

DE 661779 C * 6/1938 A63B 67/083
 DE 801433 C * 1/1951 A63B 65/125
 DE 808429 C * 7/1951 A63B 67/083
 DE 102007022308 A1 * 11/2008 A63B 26/003
 FR 393331 A * 12/1908 A63B 67/083
 FR 393505 A * 12/1908 A63B 67/083
 FR 1283972 A * 2/1962 A63B 59/20
 GB 182555 A * 7/1922 A63B 65/12
 GB 2112290 A * 7/1983 A63B 59/20

* cited by examiner

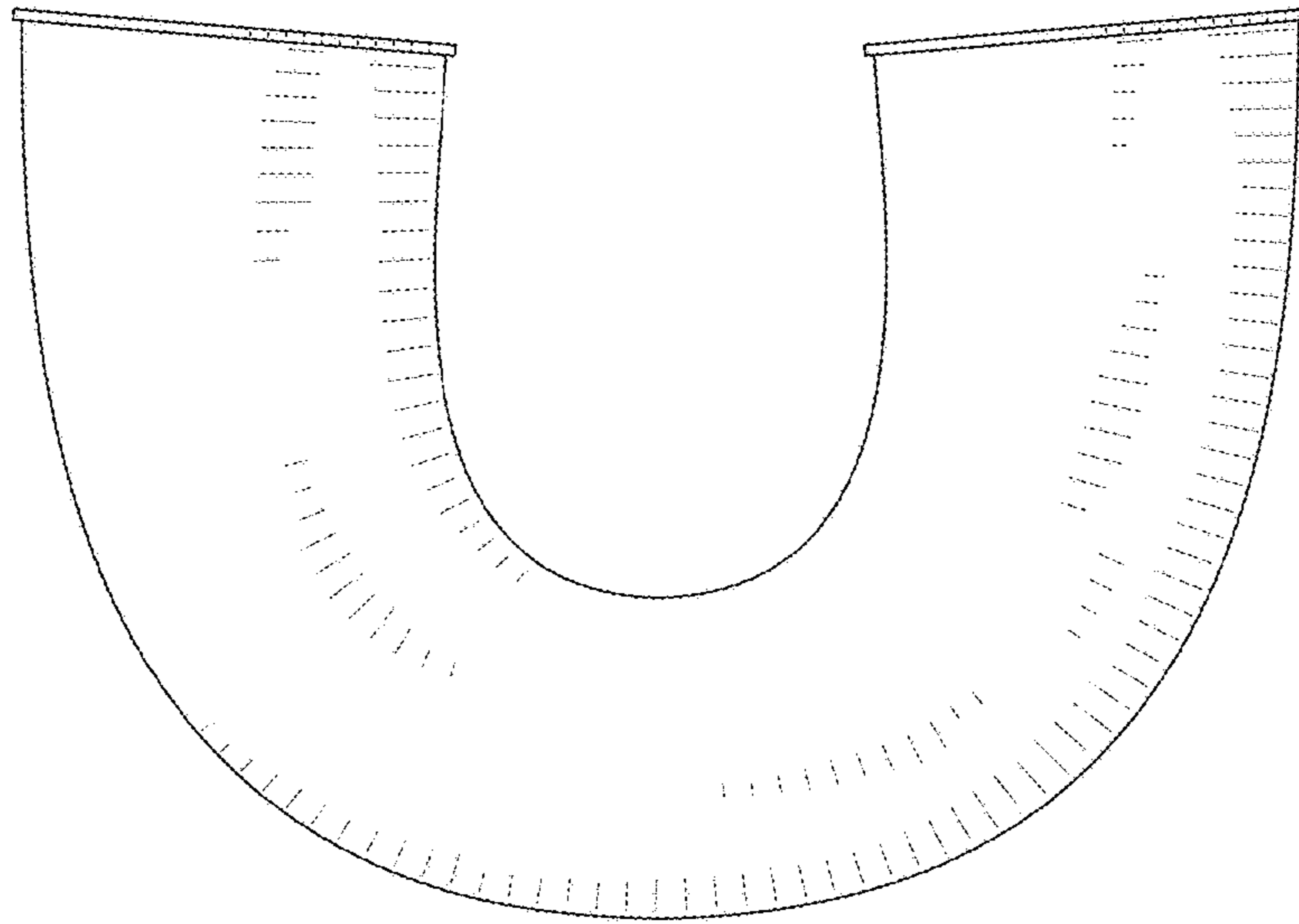


FIG. 1

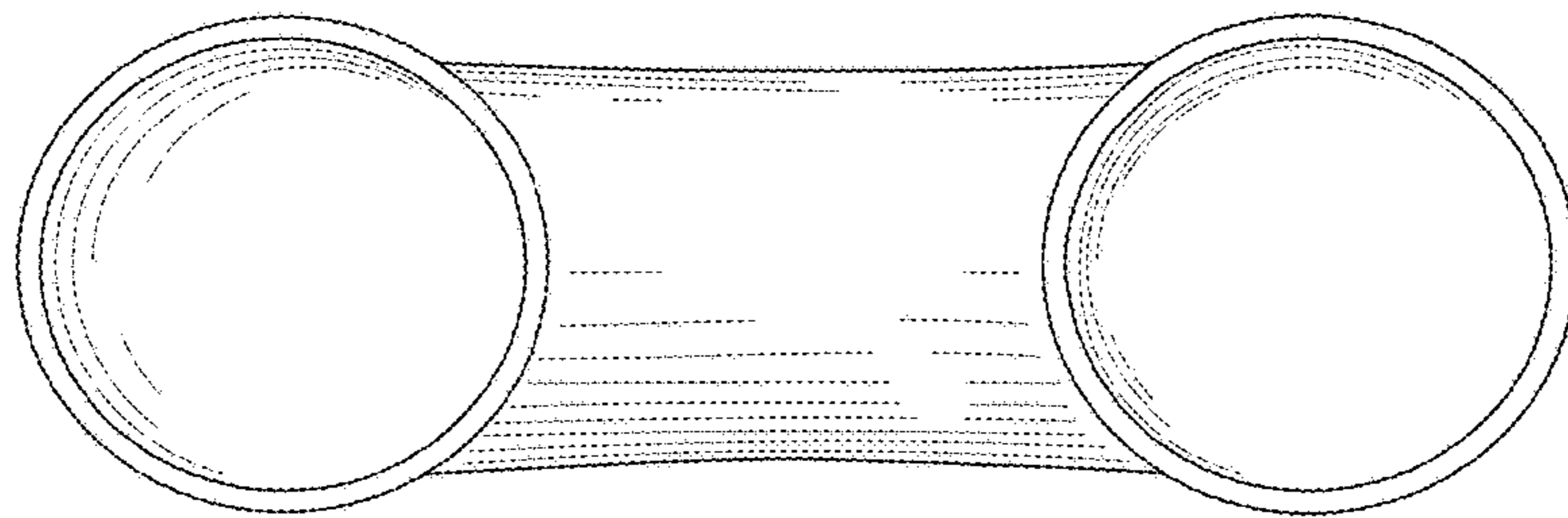


FIG. 2

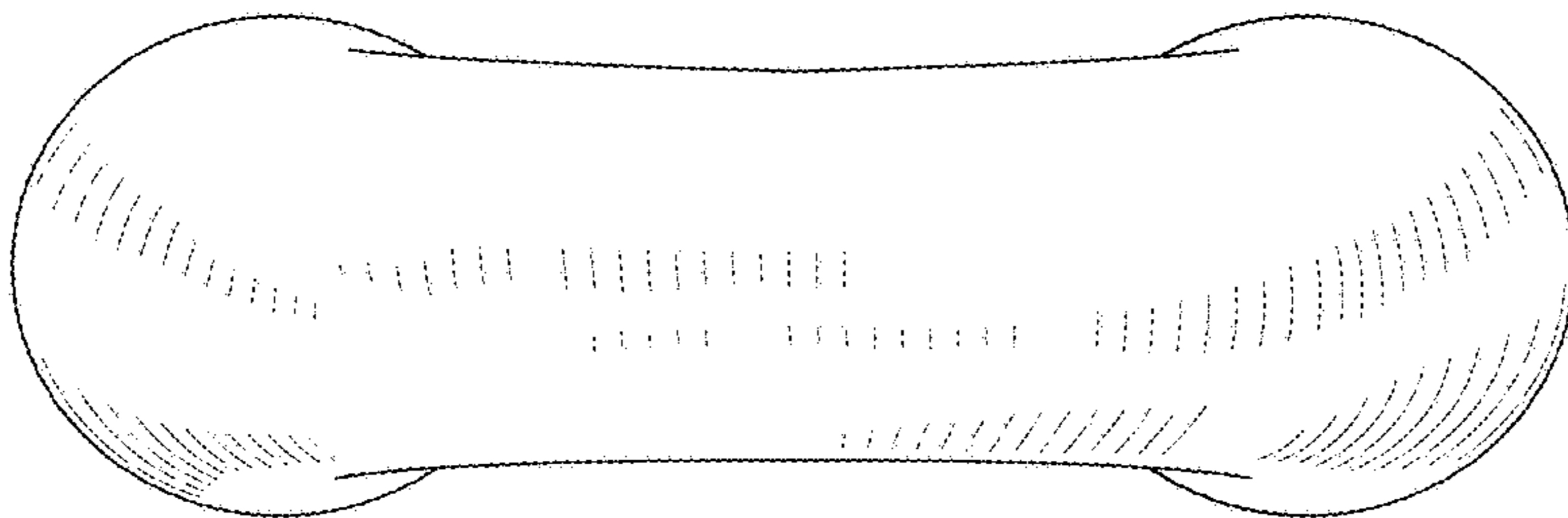


FIG. 3

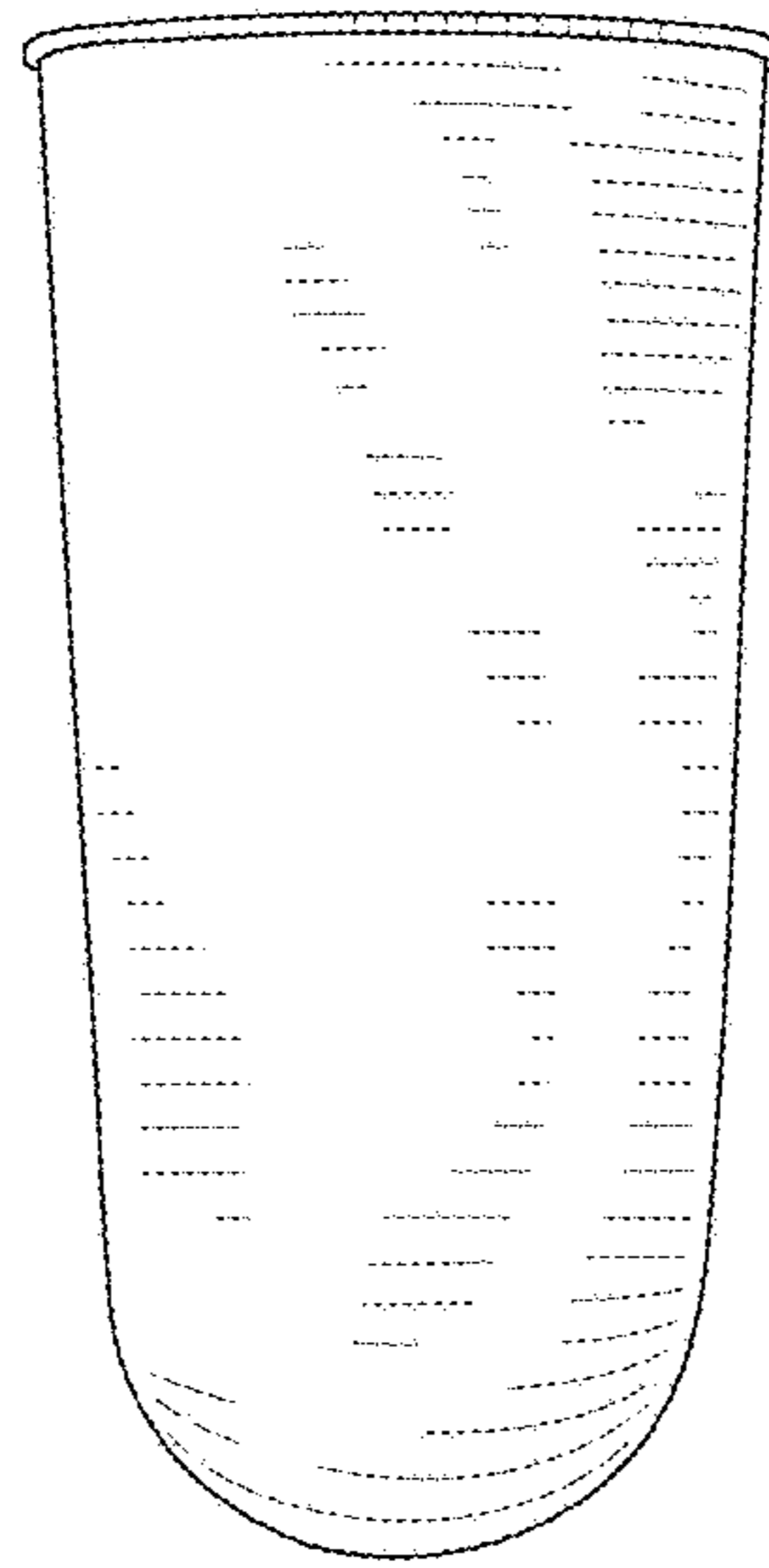


FIG. 4

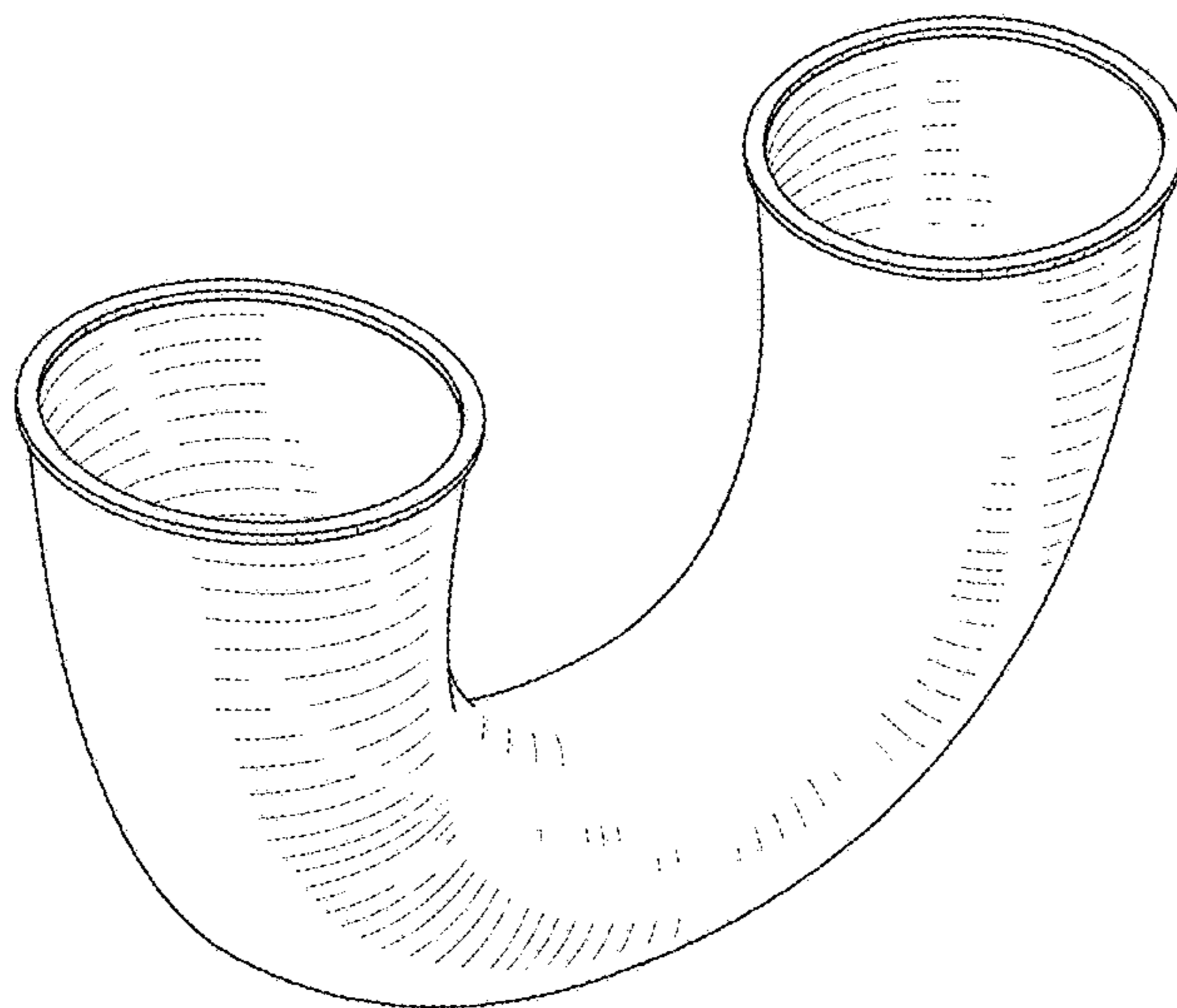


FIG. 5