

US00D866671S

(12) **United States Design Patent** (10) **Patent No.:** **US D866,671 S**
Daniels et al. (45) **Date of Patent:** **** Nov. 12, 2019**

(54) SET OF GAME PIECES	615,818 A * 12/1898 Dexter A63F 3/00157 273/292
(71) Applicant: Steven Daniels, Trowbridge (GB)	778,245 A * 12/1904 Howells, Sr. A63F 1/02 273/293
(72) Inventors: Steven Daniels, Trowbridge (GB); Timothy Alan Bird, Wesrtbury (GB)	1,998,526 A * 4/1935 Schubert A63F 9/20 273/292
(**) Term: 15 Years	D328,107 S * 7/1992 Cheatwood D21/391
(21) Appl. No.: 35/505,219	D338,243 S * 8/1993 Underwood A63F 9/20 D21/391
(22) Filed: May 15, 2018	5,370,398 A * 12/1994 Nguyen A63F 9/20 273/293
(80) Hague Agreement Data	D444,182 S * 6/2001 Tompkins D21/391
Int. Filing Date: May 15, 2018	D548,289 S * 8/2007 Ramsey D21/391
Int. Reg. No.: DM/101720	D559,918 S * 1/2008 Ramsey D21/391
Int. Reg. Date: May 15, 2018	D587,321 S * 2/2009 Patel A63F 3/00157 D21/391
Int. Reg. Pub. Date: Jul. 6, 2018	

* cited by examiner

Primary Examiner — George D. Kirschbaum
Assistant Examiner — Joseph J Kukella
(74) Attorney, Agent, or Firm — Smartpat PLC

(30) Foreign Application Priority Data

Nov. 16, 2017 (GB) 6022166

(51) LOC (12) Cl. 21-01

(52) U.S. Cl.
USPC D21/391

(58) Field of Classification Search
USPC D21/363, 365, 385, 386, 391, 485–495,
D21/498–499, 500–505, 565–566;
D25/113–115, 118
CPC A63F 9/00; A63F 9/0076; A63F 2250/50;
A63F 2250/60; A63F 7/0076; E04C 2/54
See application file for complete search history.

(56) References Cited

U.S. PATENT DOCUMENTS

273,559 A * 3/1883 Lockwood A63F 1/02
273/293
331,652 A * 12/1885 Richards A63F 9/20
273/294

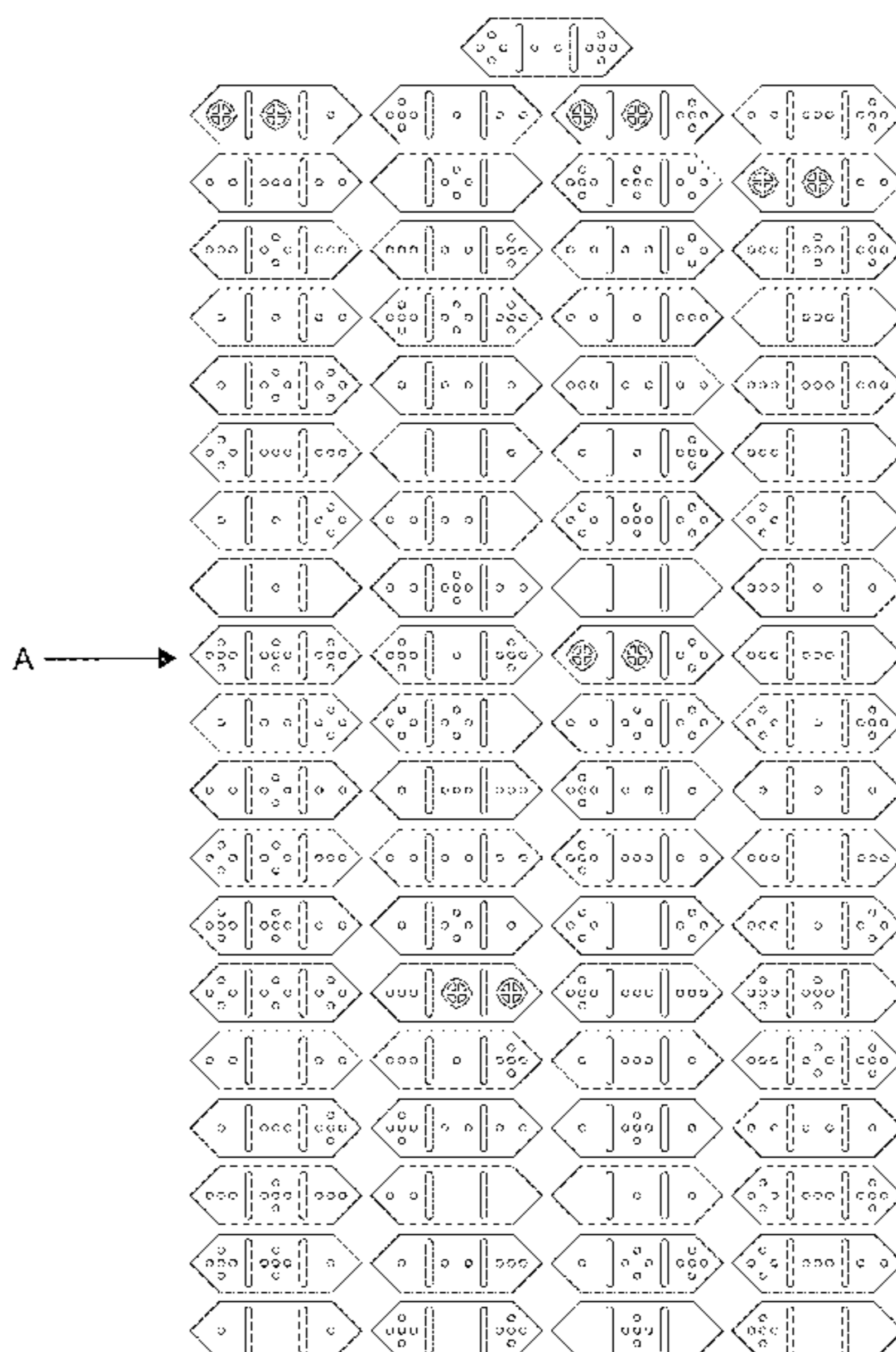
(57) CLAIM

The ornamental design for a set of game pieces, as shown and described.


DESCRIPTION

1. Set of game pieces
1.2 is a top view of a set of game pieces showing our new design;
1.3 is a perspective view of a representative game piece as shown at “A” in FIG. 1.2, all pieces in the set having the same shape;
1.4 is a bottom view thereof;
1.5 is a top view thereof;
1.6 is a front view thereof, the rear view being identical; and
1.7 is a left side view thereof, the right side being identical.

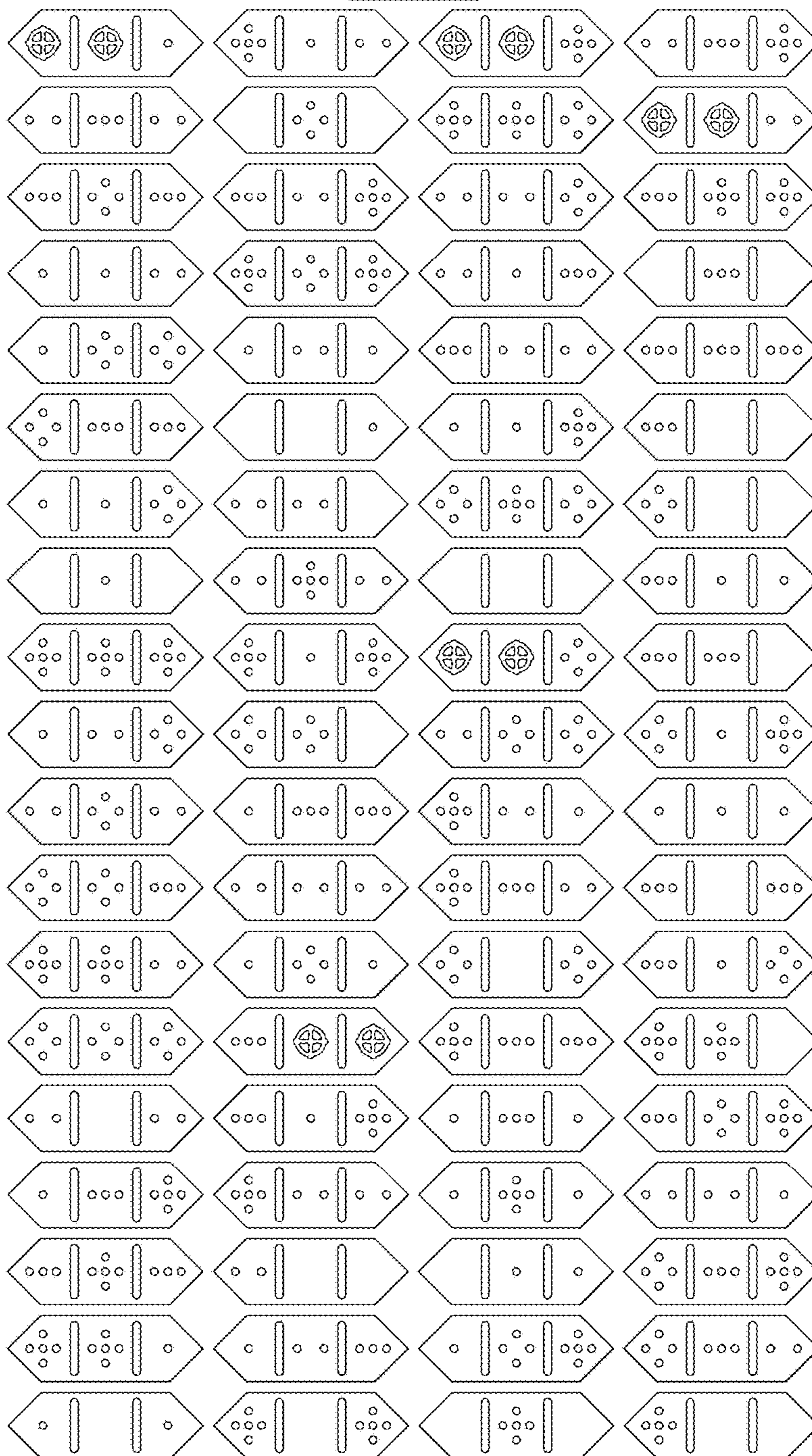
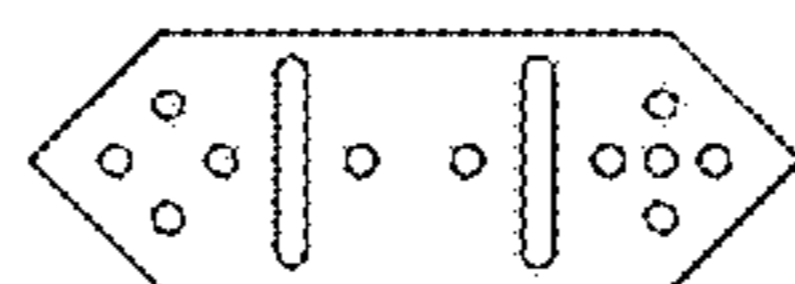
1 Claim, 7 Drawing Sheets



1.1

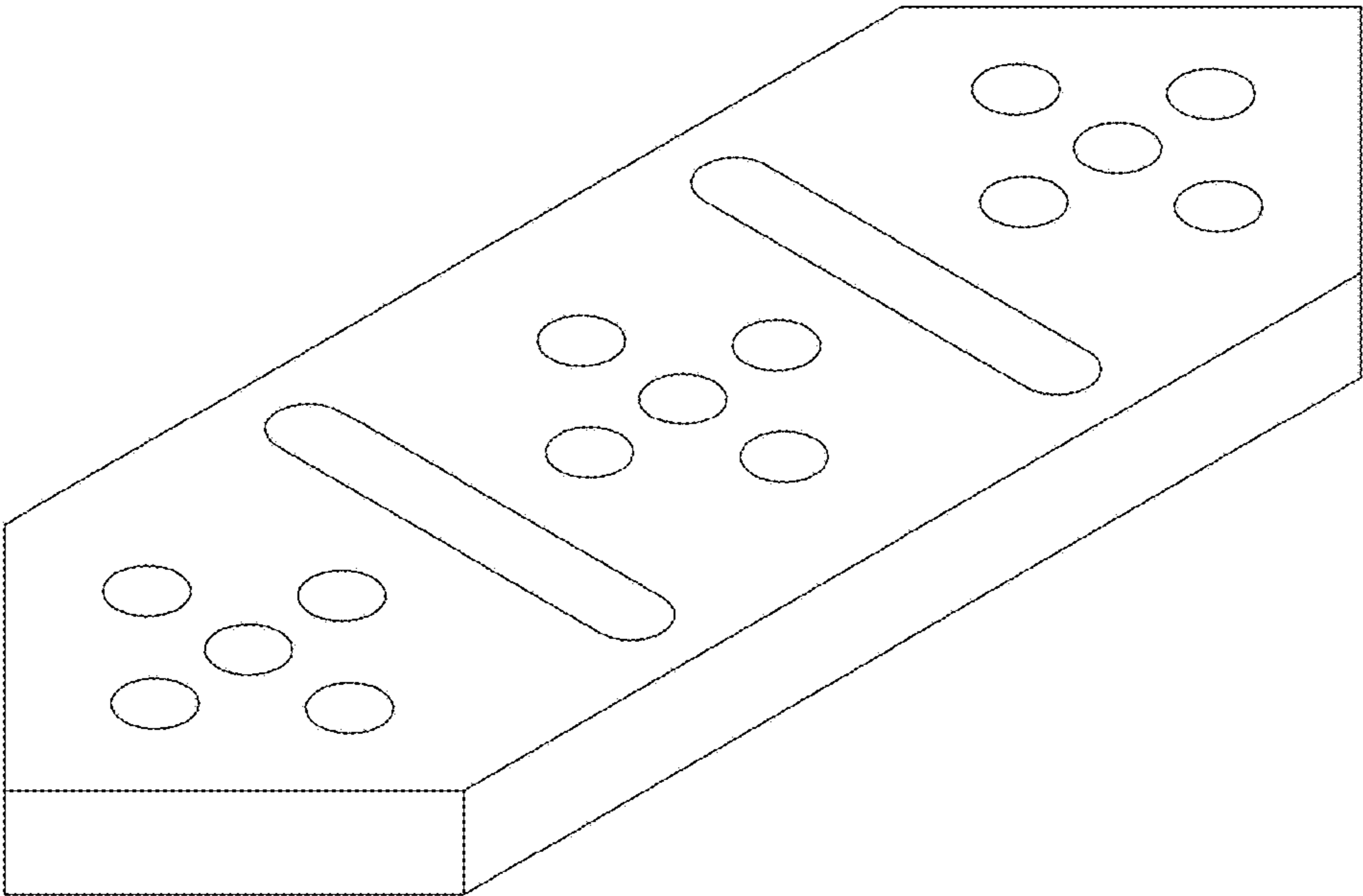


1.2




A →

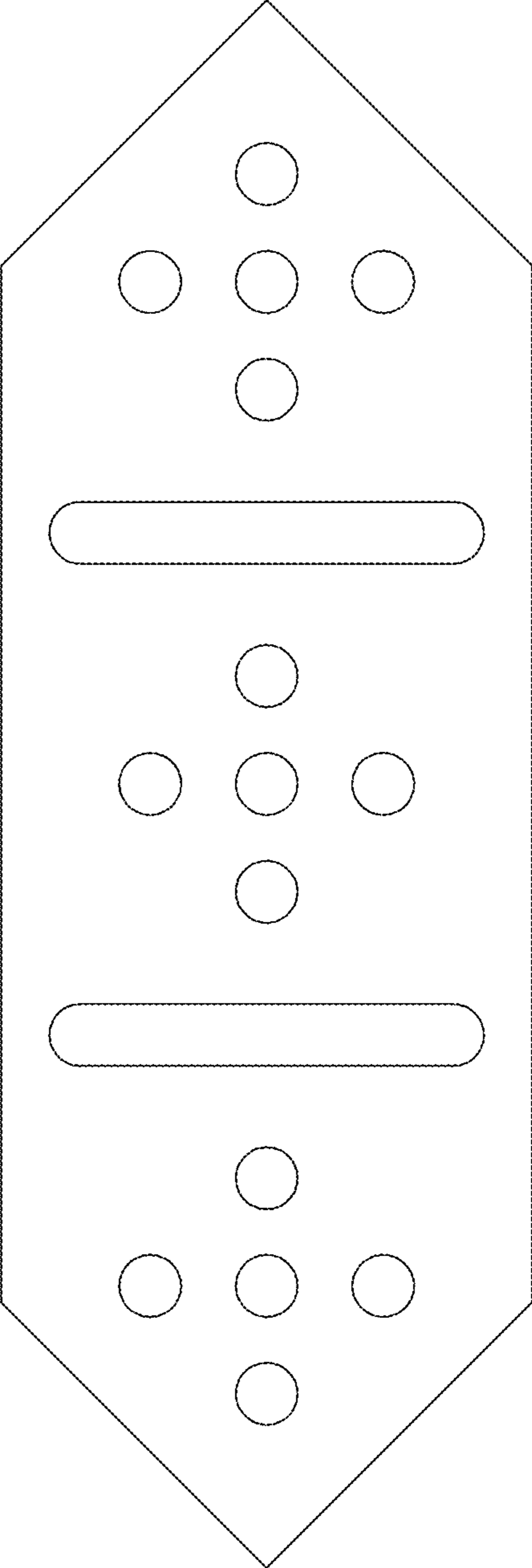
1.3



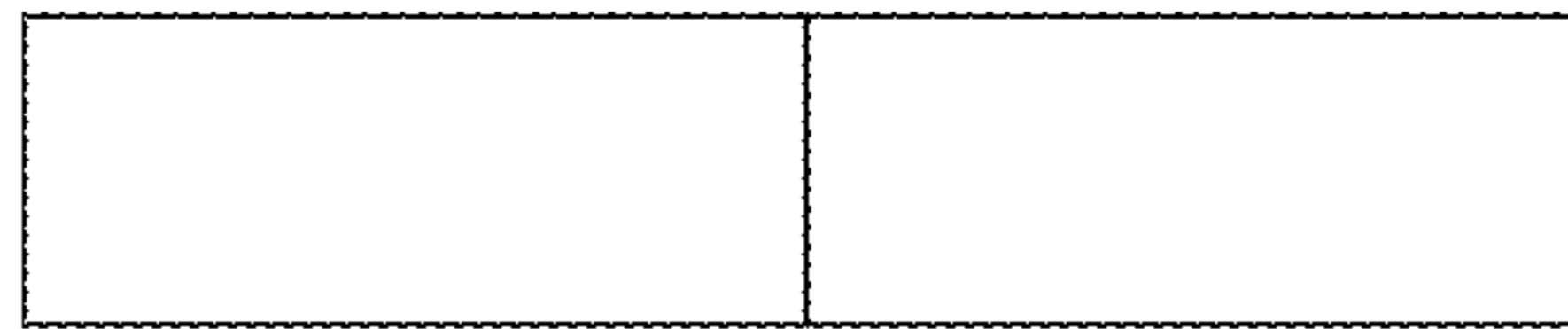
1.4



1.5



1.6



1.7

