

US00D86668S

(12) **United States Design Patent** (10) **Patent No.:** **US D866,668 S**
Ditton et al. (45) **Date of Patent:** **** Nov. 12, 2019**

- (54) **ELECTRONIC GAMING MACHINE**
(71) Applicant: **Incredible Technologies, Inc.**, Vernon Hills, IL (US)
(72) Inventors: **Richard A Ditton**, Las Vegas, NV (US); **Larry Hodgson**, Las Vegas, NV (US); **Omar Torres**, Barrington, IL (US); **Bryan McVey**, Chicago, IL (US); **George Biggs**, Schaumburg, IL (US)
(73) Assignee: **INCREDIBLE TECHNOLOGIES, INC.**, Vernon Hills, IL (US)
(**) Term: **15 Years**
(21) Appl. No.: **29/647,280**
(22) Filed: **May 11, 2018**

Related U.S. Application Data

- (63) Continuation of application No. 29/613,074, filed on Aug. 7, 2017.
(51) **LOC (12) Cl.** **21-03**
(52) **U.S. Cl.**
USPC **D21/369**
(58) **Field of Classification Search**
USPC D21/369, 370, 371, 385, 329, 325, 394; D14/307, 172, 129, 325, 401, 371, 126, D14/439, 432, 450, 128, 375, 248, 374, D14/341, 138 G, 127; 463/28, 13, 11, 463/16, 20, 25, 31, 46, 23, 30, 17, 36, 29, 463/42, 34, 32, 35, 19, 21, 22; 273/292, 273/203, 138.2, 143 R, 142 R, 138.1; D8/335, 331, 334
CPC G07F 17/32; G07F 17/34; G07F 17/3211; G07F 17/3244; G07F 17/3267
See application file for complete search history.

(56) **References Cited**

U.S. PATENT DOCUMENTS

- D498,267 S * 11/2004 Crouch D21/370
D525,664 S * 7/2006 Cole D21/369

- D673,620 S * 1/2013 Johnson D21/369
D673,621 S * 1/2013 Johnson D21/369
8,851,989 B2 * 10/2014 Rosander G07F 17/3216
463/31
D723,626 S * 3/2015 Vasquez D21/370
D813,954 S * 3/2018 Calhoun D21/369
2013/0084948 A1 * 4/2013 Watkins G07F 17/3276
463/23
2018/0082523 A1 * 3/2018 Palermo G07F 17/3216

OTHER PUBLICATIONS

Infinity by Incredible Technologies dated Apr. 23, 2018. Found online [Aug. 27, 2018] <https://www.youtube.com/watch?v=ILttEvQX4YE>.*

* cited by examiner

Primary Examiner — Ryan Harvey

(74) *Attorney, Agent, or Firm* — Husch Blackwell LLP; George S. Pavlik

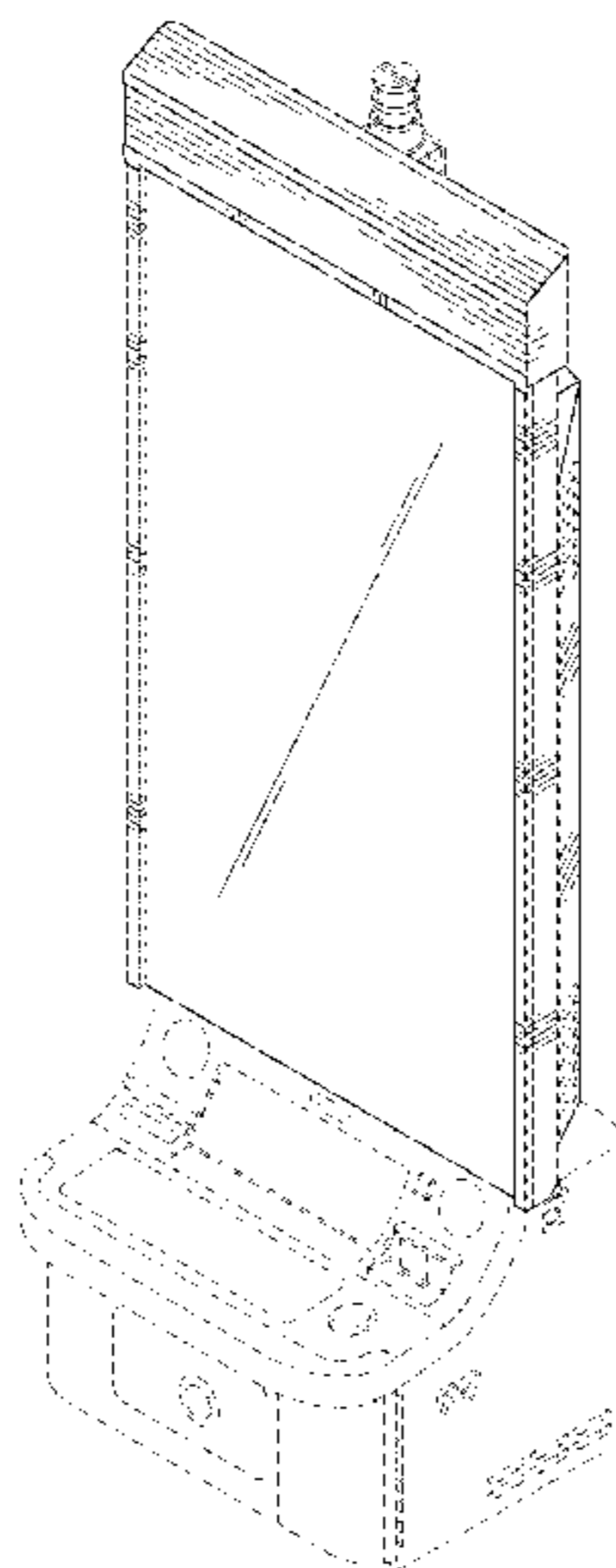
(57) **CLAIM**

The ornamental design for an electronic gaming machine, as shown and described, except as disclaimed herein.

DESCRIPTION

FIG. 1 is a perspective view of the electronic gaming machine.
FIG. 2 is a front elevational view thereof.
FIG. 3 is a side elevational view thereof, the opposite side being a mirror image thereof; and,
FIG. 4 is a top plan view thereof.
The bottom and rear views of the electronic gaming machine illustrated in FIGS. 1-4 are hereby disclaimed and form no part of the claimed design.
The broken lines in the drawings illustrate portions of the electronic gaming machine that form no part of the claimed design.

1 Claim, 4 Drawing Sheets



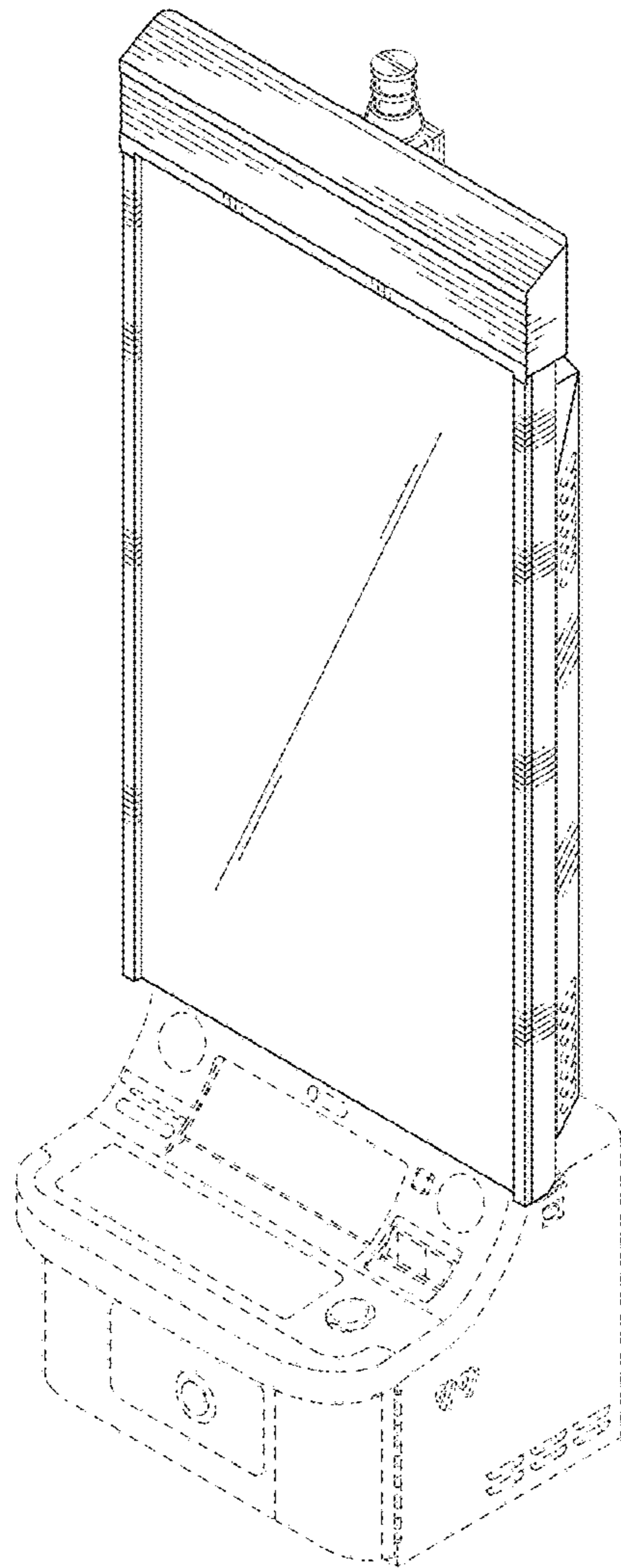


FIG. 1

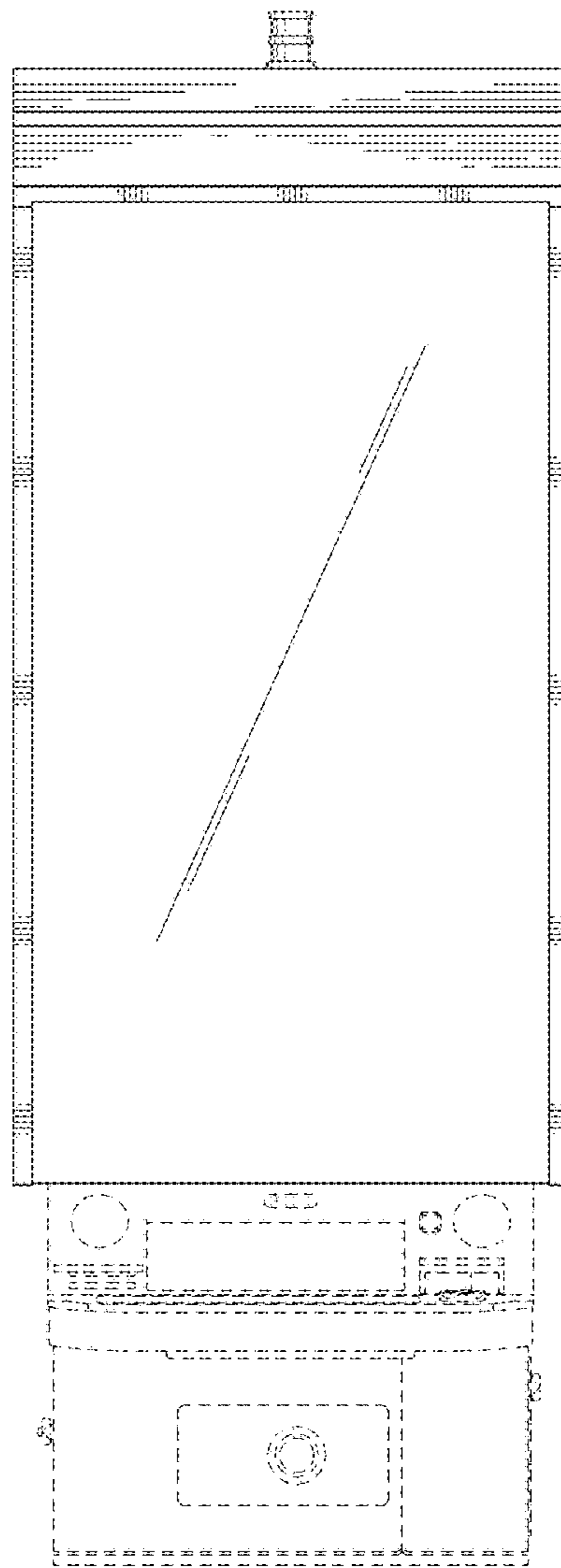


FIG. 2

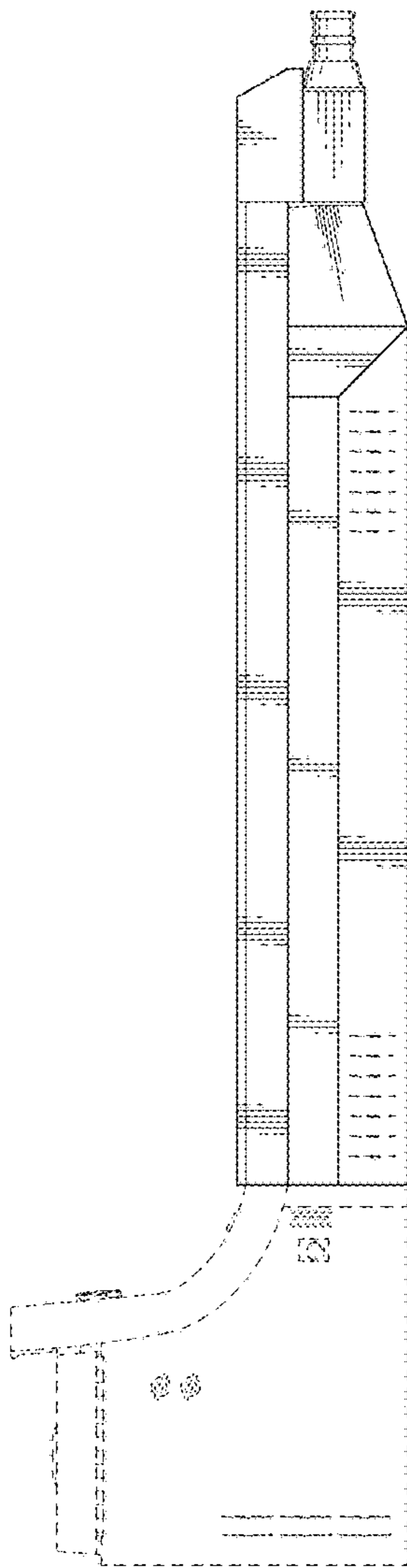


FIG. 3




FIG. 4