



US00D866624S

(12) **United States Design Patent**  
**Choi et al.**

(10) **Patent No.:** **US D866,624 S**

(45) **Date of Patent:** **\*\* Nov. 12, 2019**

(54) **LAMINATOR**

(71) Applicant: **Fellowes, Inc.**, Itasca, IL (US)

(72) Inventors: **Taiwon Choi**, Glenview, IL (US);  
**Dominick Padovano**, Chicago, IL (US); **Andy Gao**, Chicago, IL (US)

(73) Assignee: **FELLOWES, INC.**, Itasca, IL (US)

(\*\*) Term: **15 Years**

(21) Appl. No.: **29/666,806**

(22) Filed: **Oct. 16, 2018**

(51) **LOC (12) Cl.** ..... **15-09**

(52) **U.S. Cl.**  
USPC ..... **D15/146**

(58) **Field of Classification Search**  
USPC ..... D15/145, 146; D18/50  
CPC ..... B65B 31/046; B65B 31/047  
See application file for complete search history.

(56) **References Cited**

**U.S. PATENT DOCUMENTS**

D215,568 S *	10/1969	Hu	.....	D15/146
D244,759 S *	6/1977	Kindred	.....	D15/146
D301,238 S *	5/1989	Makihara	.....	D15/146
D358,826 S *	5/1995	Kuhns	.....	D15/146
D441,775 S *	5/2001	Cheng	.....	D15/146
D453,171 S *	1/2002	Cheng	.....	D15/146
6,694,710 B2 *	2/2004	Wang	.....	B65B 31/06 53/427
D501,859 S *	2/2005	Presta	.....	D15/146
D512,734 S *	12/2005	Messina	.....	D15/146
D515,601 S *	2/2006	Sholzberg	.....	D15/146
7,003,928 B2 *	2/2006	Patterson	.....	B65B 31/046 53/405
7,392,641 B2 *	7/2008	Abate	.....	B65B 31/046 53/374.9
7,540,127 B2 *	6/2009	Sung	.....	B65B 31/046 53/434

D602,966 S *	10/2009	Kiple	.....	D15/146
D624,574 S *	9/2010	Hall	.....	D15/146
D633,118 S *	2/2011	Beatty	.....	D15/146
D640,299 S *	6/2011	Day	.....	D15/146
D658,694 S *	5/2012	Day	.....	D15/146
D663,331 S *	7/2012	Day	.....	D15/146
D667,858 S *	9/2012	Crutchley	.....	D15/146
D679,739 S *	4/2013	Crutchley	.....	D15/146
D682,328 S *	5/2013	Day	.....	D15/146
D682,329 S *	5/2013	Day	.....	D15/146
D686,649 S *	7/2013	Zhou	.....	D15/146
D687,079 S *	7/2013	Mueller	.....	D15/146
D694,792 S *	12/2013	Day	.....	D15/146
8,695,673 B2 *	4/2014	Hu	.....	B32B 37/0046 156/267
D736,773 S *	8/2015	Okamoto	.....	D14/422
D763,334 S *	8/2016	Yoshitomi	.....	D15/146
D778,969 S *	2/2017	Meyer	.....	D15/146
2005/0022480 A1 *	2/2005	Brakes	.....	B65B 31/00 53/512

\* cited by examiner

*Primary Examiner* — Patricia A Palasik

(74) *Attorney, Agent, or Firm* — Pillsbury Winthrop Shaw Pittman LLP

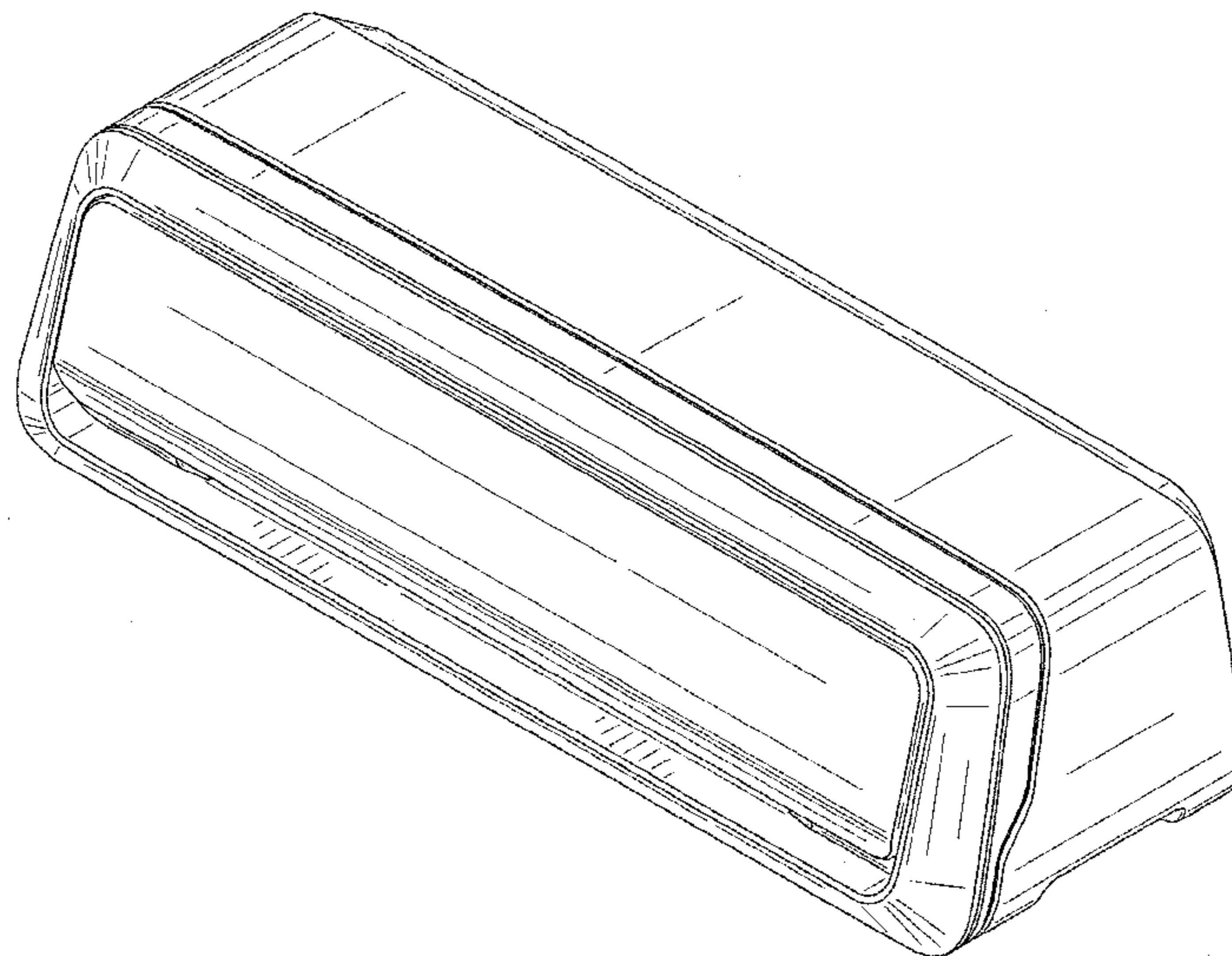
(57) **CLAIM**

The ornamental design for a laminator, as shown and described.

**DESCRIPTION**

FIG. 1 is a top perspective view of a laminator according to our design;  
FIG. 2 is a front elevational view of the laminator;  
FIG. 3 is a back elevational view of the laminator;  
FIG. 4 is a right side elevational view of the laminator;  
FIG. 5 is a left side elevational view of the laminator;  
FIG. 6 is a top plan view of the laminator; and,  
FIG. 7 is a bottom plan view of the laminator.

**1 Claim, 6 Drawing Sheets**



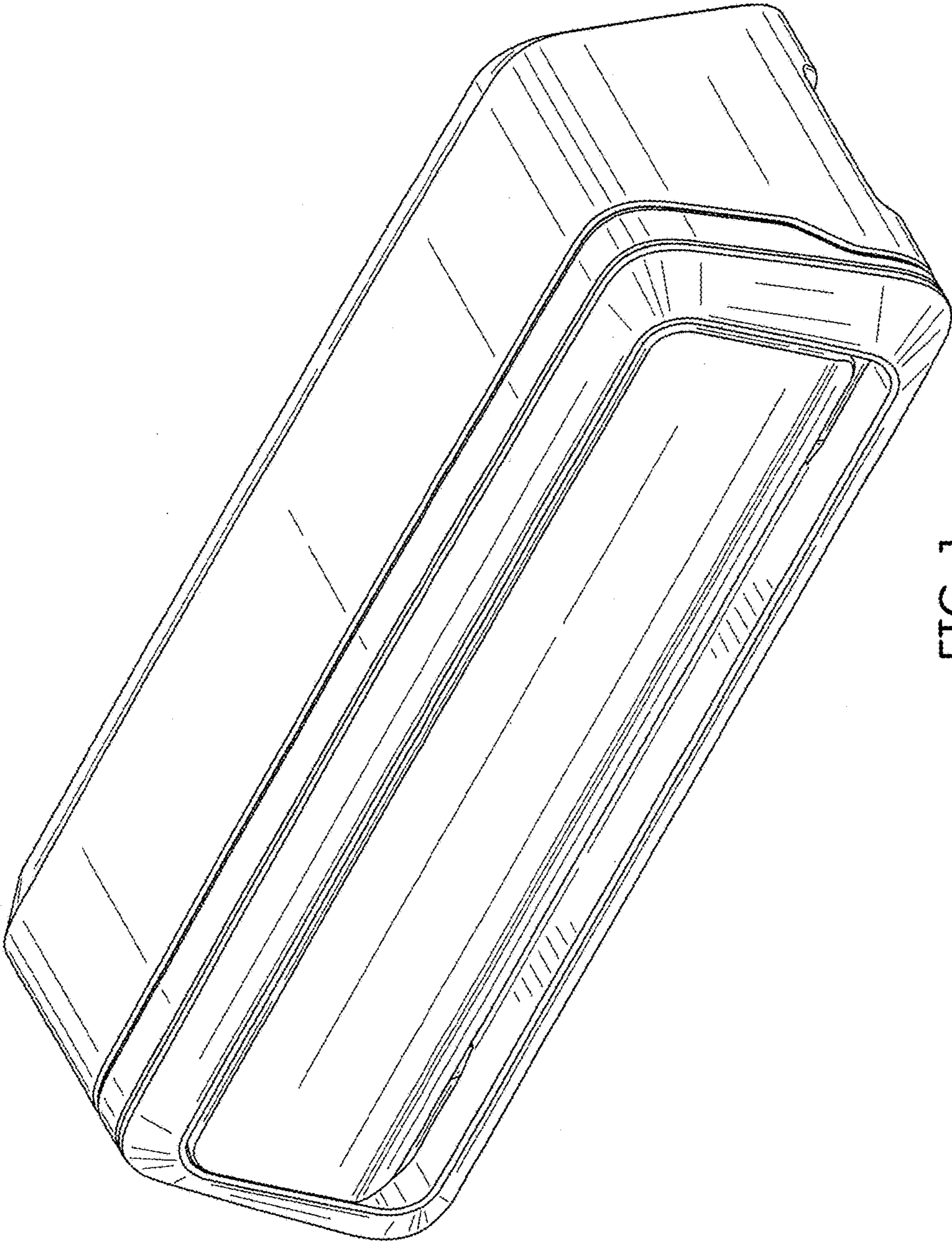


FIG. 1




FIG. 2




FIG. 3

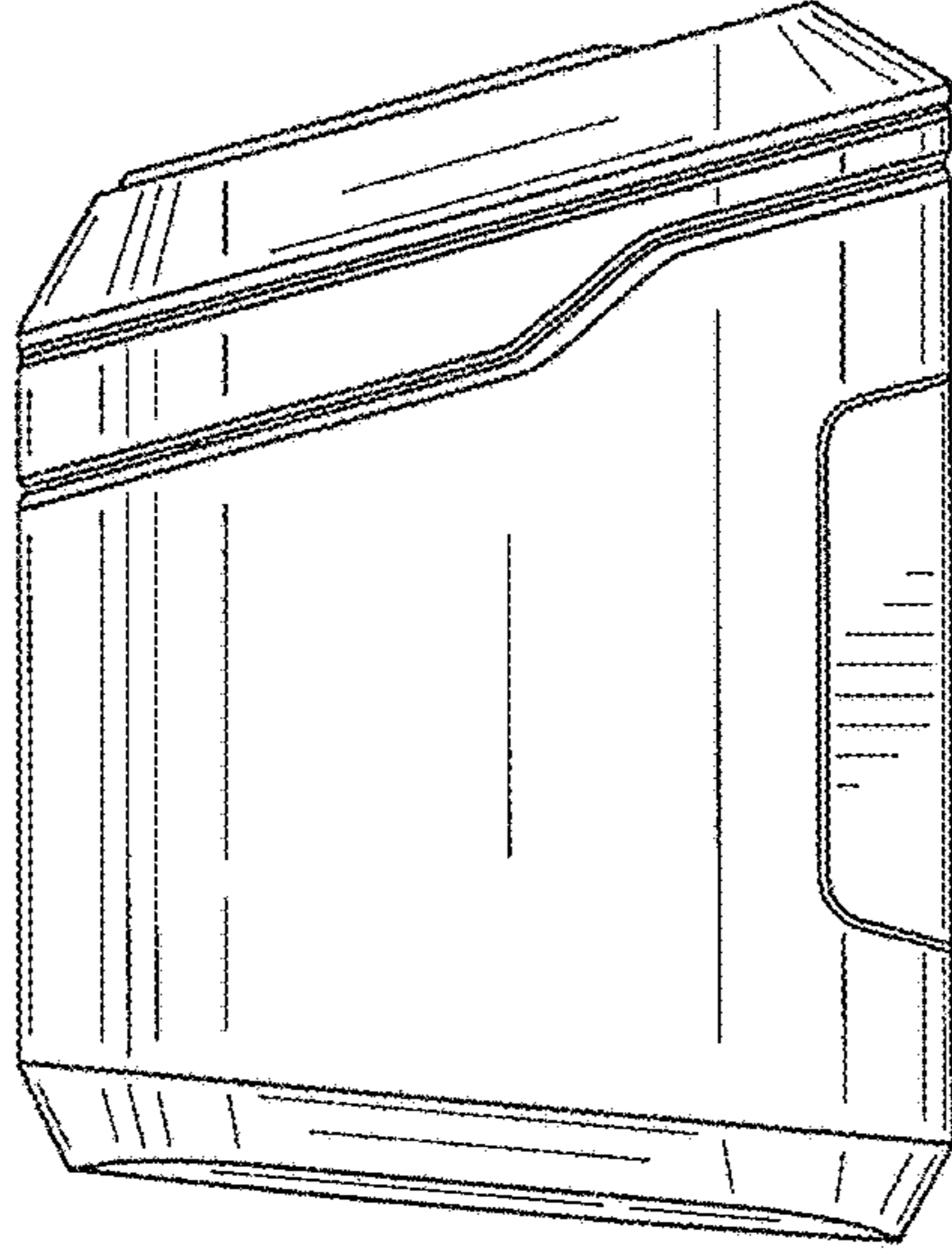


FIG. 5

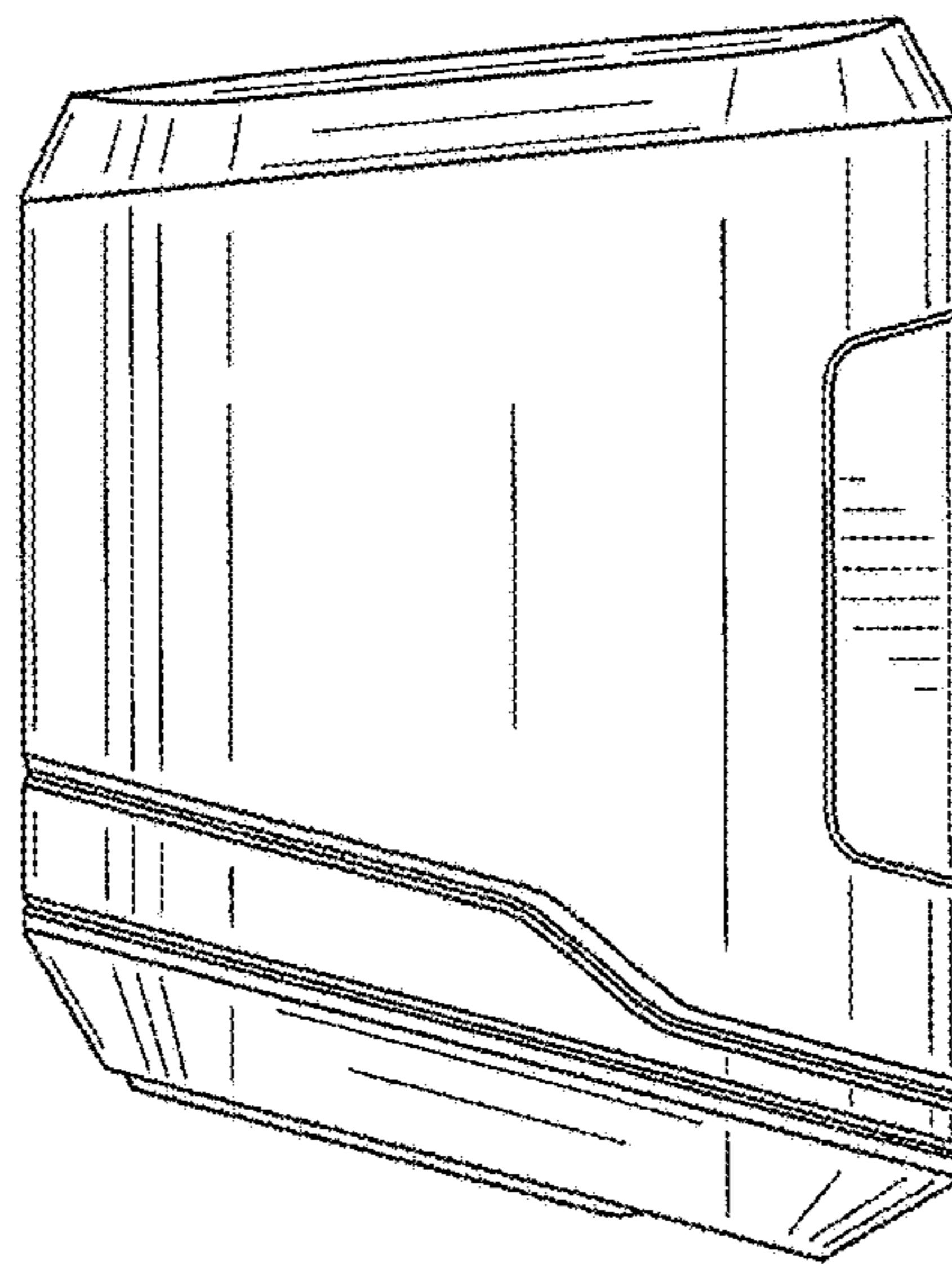


FIG. 4

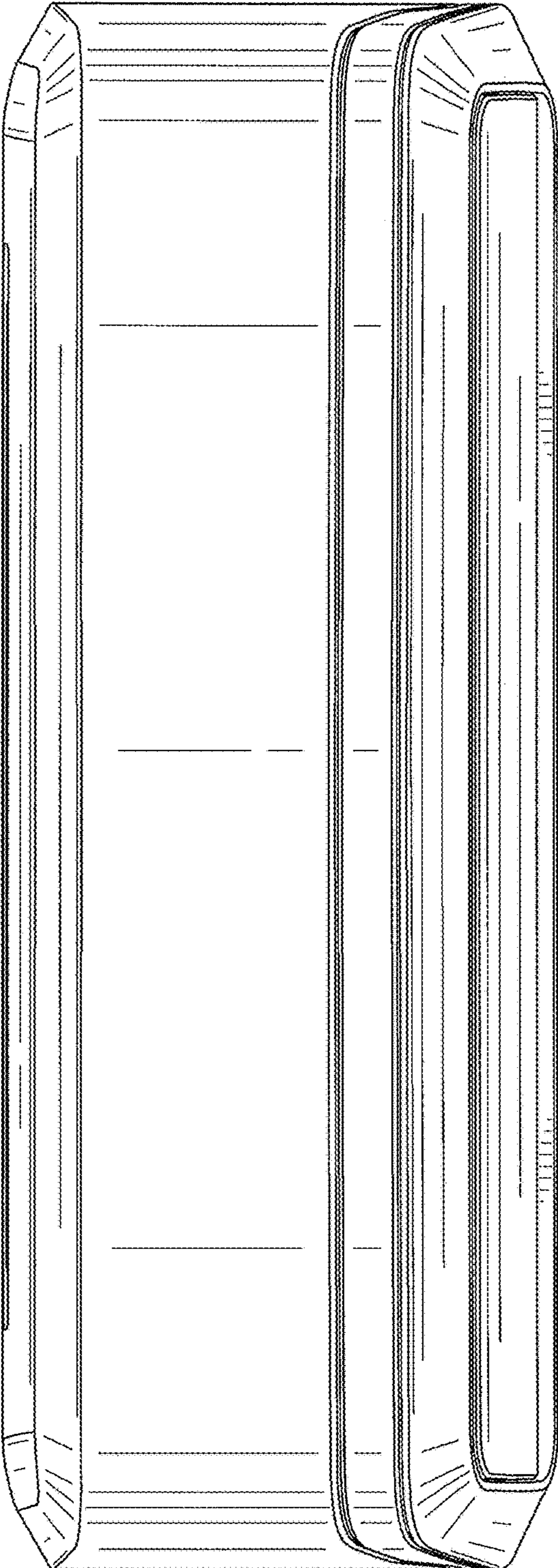


FIG. 6




FIG. 7