



US00D866615S

(12) **United States Design Patent** (10) **Patent No.:** **US D866,615 S**  
**Jilbert et al.** (45) **Date of Patent:** **\*\* Nov. 12, 2019**

(54) **COUNTERWEIGHT FOR A VEHICLE**

(71) Applicant: **J.C. BAMFORD EXCAVATORS LIMITED**, Uttoxeter (GB)

(72) Inventors: **Samuel John Jilbert**, Uttoxeter (GB);  
**Stewart Dicks**, Uttoxeter (GB);  
**Alexander North**, Uttoxeter (GB)

(73) Assignee: **J.C. BAMFORD EXCAVATORS LIMITED**, Uttoxeter (GB)

(\*\*) Term: **15 Years**

(21) Appl. No.: **29/662,656**

(22) Filed: **Sep. 7, 2018**

(30) **Foreign Application Priority Data**

Mar. 13, 2018 (EM) ..... 00475265-0004

(51) **LOC (12) Cl.** ..... **15-03**

(52) **U.S. Cl.**  
USPC ..... **D15/28**

(58) **Field of Classification Search**  
USPC ..... D15/10, 22-29, 30, 33, 31; D34/34, 35;  
296/193.03, 193.08; 172/611, 776;  
180/69.24, 89.1, 89.12, 89.13, 900, 326;  
37/443, 379; 414/601, 602, 685, 687,  
414/688, 694, 722-724, 699, 680, 698,  
414/719, 743  
CPC ..... E02F 9/18; B62D 49/085; B62D 49/08;  
B66C 23/72; B66C 23/74  
See application file for complete search history.

(56) **References Cited**

**U.S. PATENT DOCUMENTS**

D528,568 S \* 9/2006 Kuwae ..... D15/28  
D559,279 S \* 1/2008 Sakitani ..... D15/28  
D582,947 S \* 12/2008 Ueta ..... D15/28

7,467,722 B2 \* 12/2008 Ramun ..... B66C 23/72  
212/178  
D587,285 S \* 2/2009 Murakami ..... D15/28  
D664,569 S \* 7/2012 Rupp ..... D15/28  
D678,358 S \* 3/2013 Hiraoka ..... D15/28  
D678,359 S \* 3/2013 Hagura ..... D15/28  
D680,136 S \* 4/2013 Tsukamoto ..... D15/28  
D684,603 S \* 6/2013 Hagura ..... D15/28  
D684,604 S \* 6/2013 Saito ..... D15/28  
D693,858 S \* 11/2013 Hagura ..... D15/28  
D723,069 S \* 2/2015 Turner ..... D15/28  
D724,106 S \* 3/2015 Gallagher ..... D15/28  
D725,157 S \* 3/2015 Higuchi ..... D15/28  
D725,683 S \* 3/2015 Payne ..... D15/31  
D726,229 S \* 4/2015 Turner ..... D15/28  
D727,370 S \* 4/2015 Payne ..... D15/31  
D728,639 S \* 5/2015 Payne ..... D15/31  
D746,014 S \* 12/2015 Rekow ..... D34/35  
D746,534 S \* 12/2015 Rekow ..... D34/35  
D749,150 S \* 2/2016 Payne ..... D15/31  
D749,646 S \* 2/2016 Turner ..... D15/28

(Continued)

*Primary Examiner* — Mark A Goodwin

(74) *Attorney, Agent, or Firm* — Marshall, Gerstein & Borun LLP

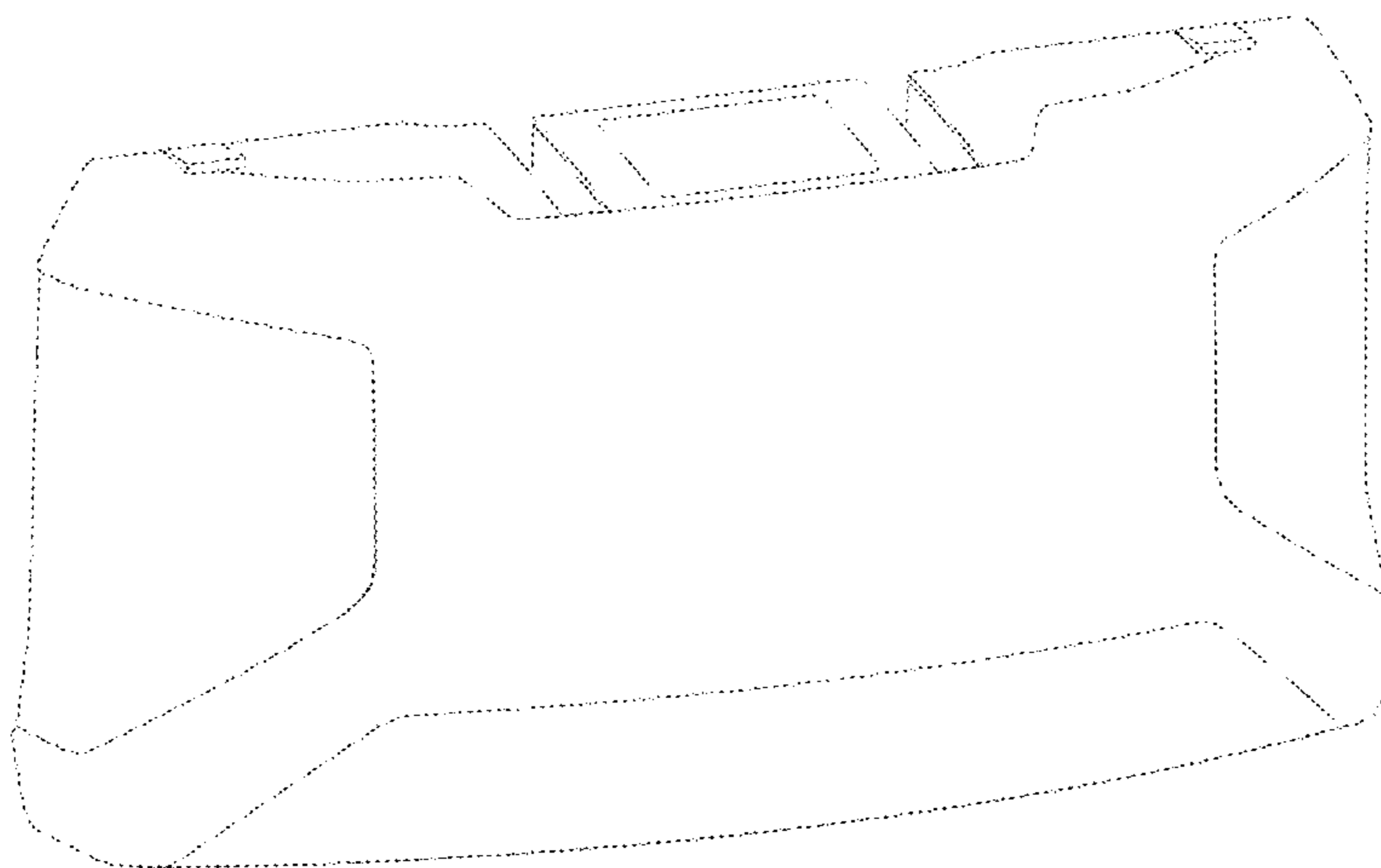
(57) **CLAIM**

The ornamental design for a counterweight for a vehicle, as shown and described.

**DESCRIPTION**

FIG. 1 is a front, left-side, and top view of a counterweight for a vehicle, showing the new design.  
FIG. 2 is a top plan view of the counterweight.  
FIG. 3 is a front elevation view of the counterweight.  
FIG. 4 is a left-side elevation view of the counterweight.  
FIG. 5 is a right-side elevation view of the counterweight.  
FIG. 6 is a rear elevation view of the counterweight; and, FIG. 7 is a bottom plan view of the counterweight.  
The broken lines depict elements of the counterweight for a vehicle that do not form part of the claimed design.

**1 Claim, 4 Drawing Sheets**



(56)

**References Cited**

U.S. PATENT DOCUMENTS

D797,159	S	*	9/2017	Yeu	.....	D15/28
D813,917	S	*	3/2018	Smiley	.....	D15/28
D847,213	S	*	4/2019	Kurosaka	.....	D15/28
2004/0200100	A1	*	10/2004	Kojima	.....	E02F 9/18
						37/348
2005/0012314	A1	*	1/2005	Kubo	.....	B62D 49/085
						280/757

\* cited by examiner

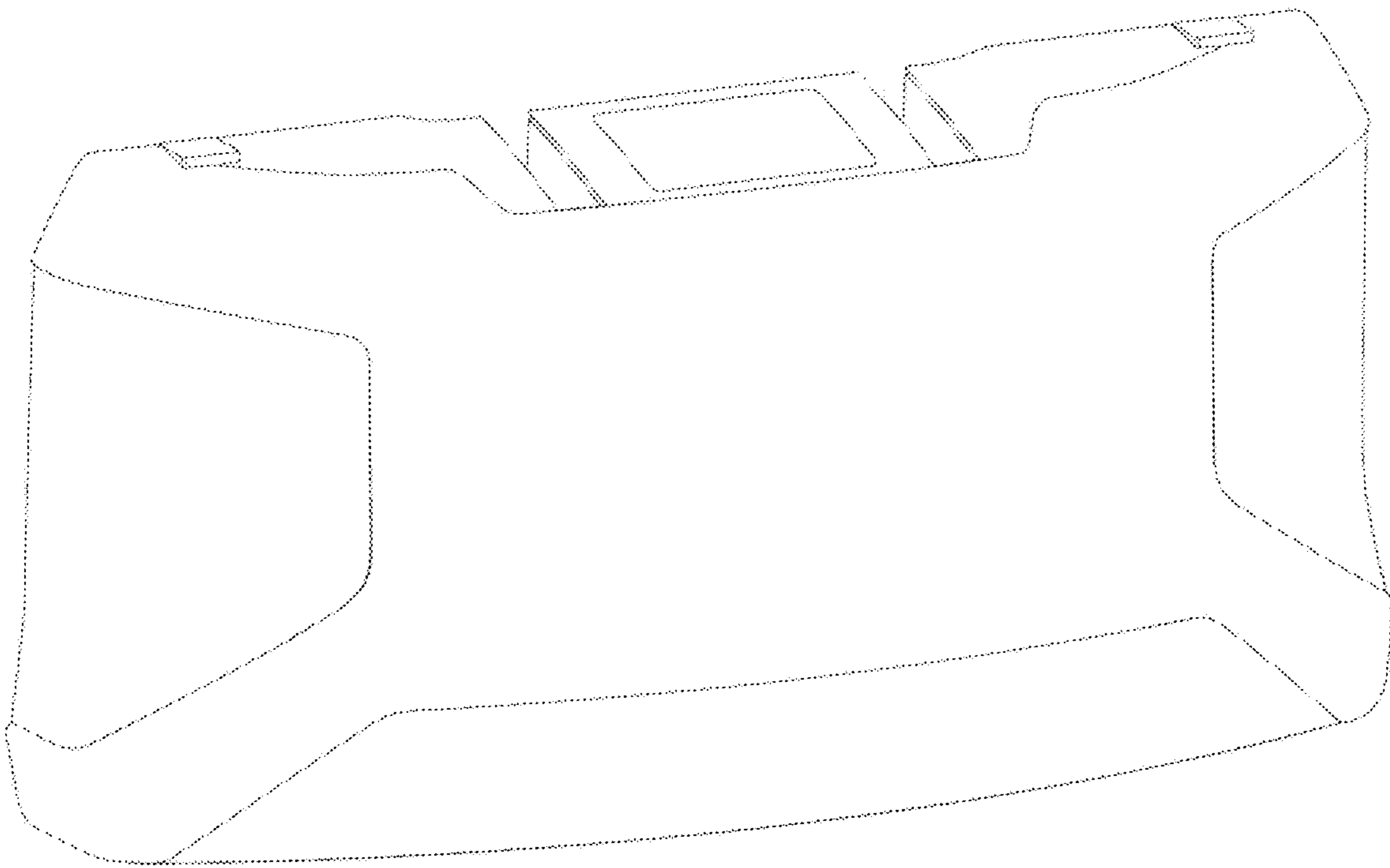


Fig. 1

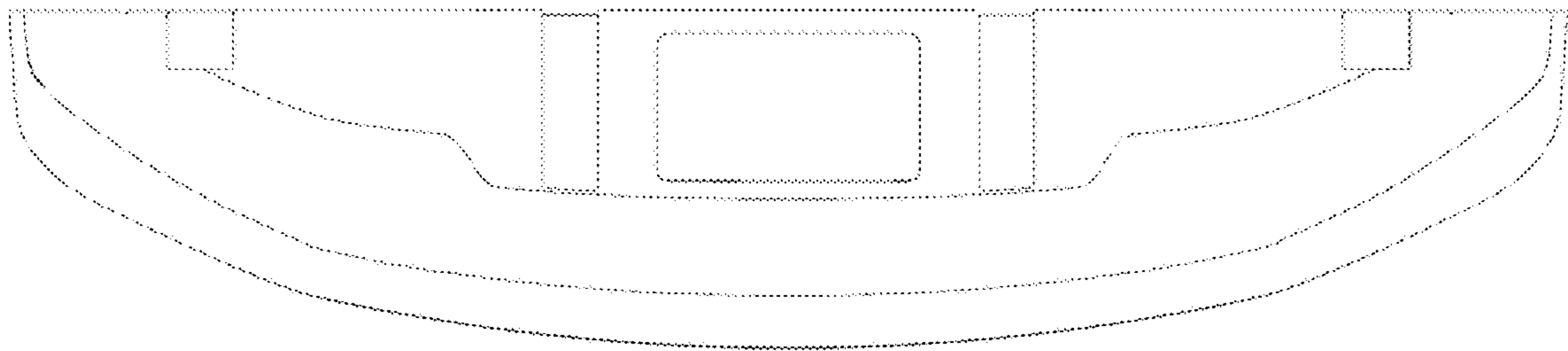


Fig. 2

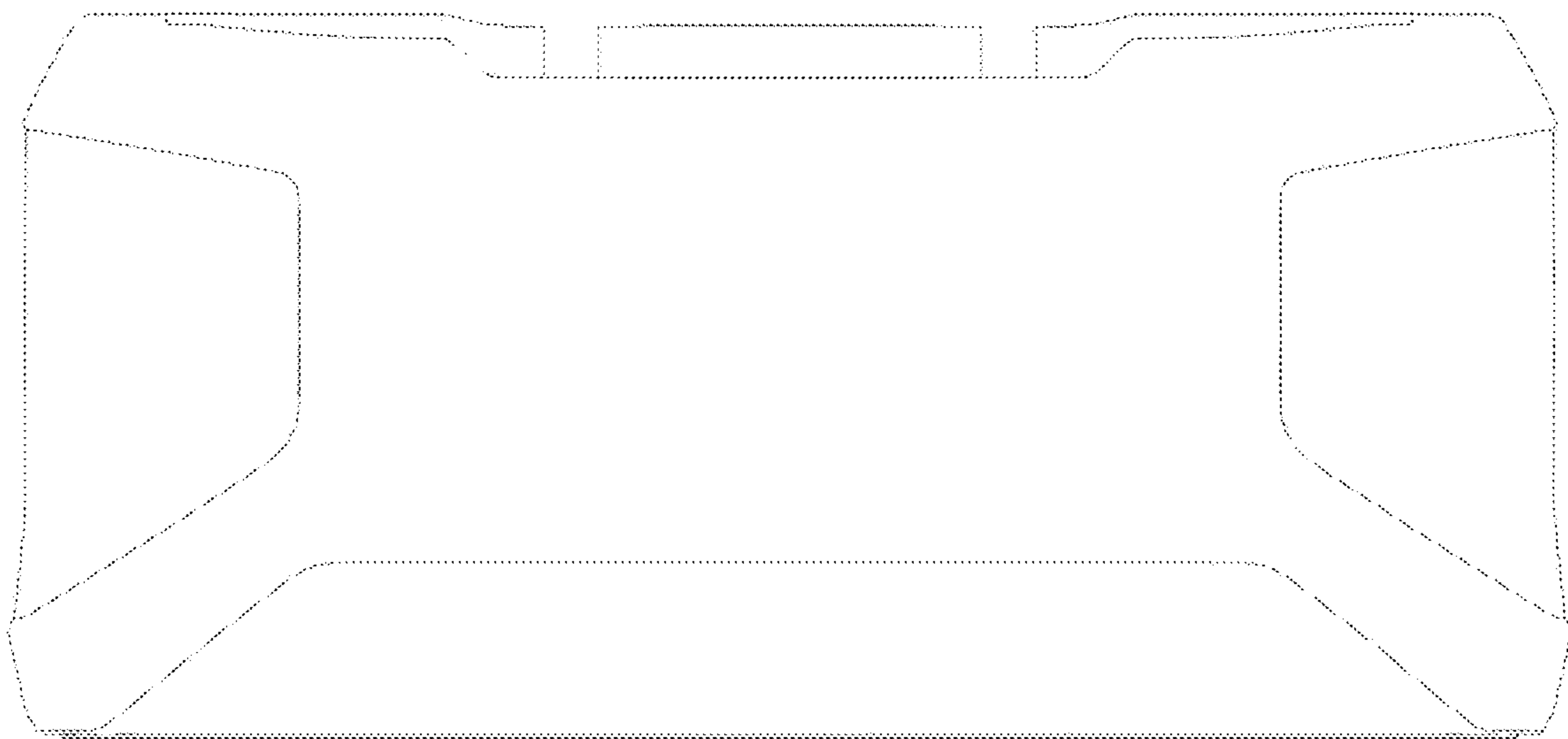


Fig. 3




Fig. 4




Fig. 5

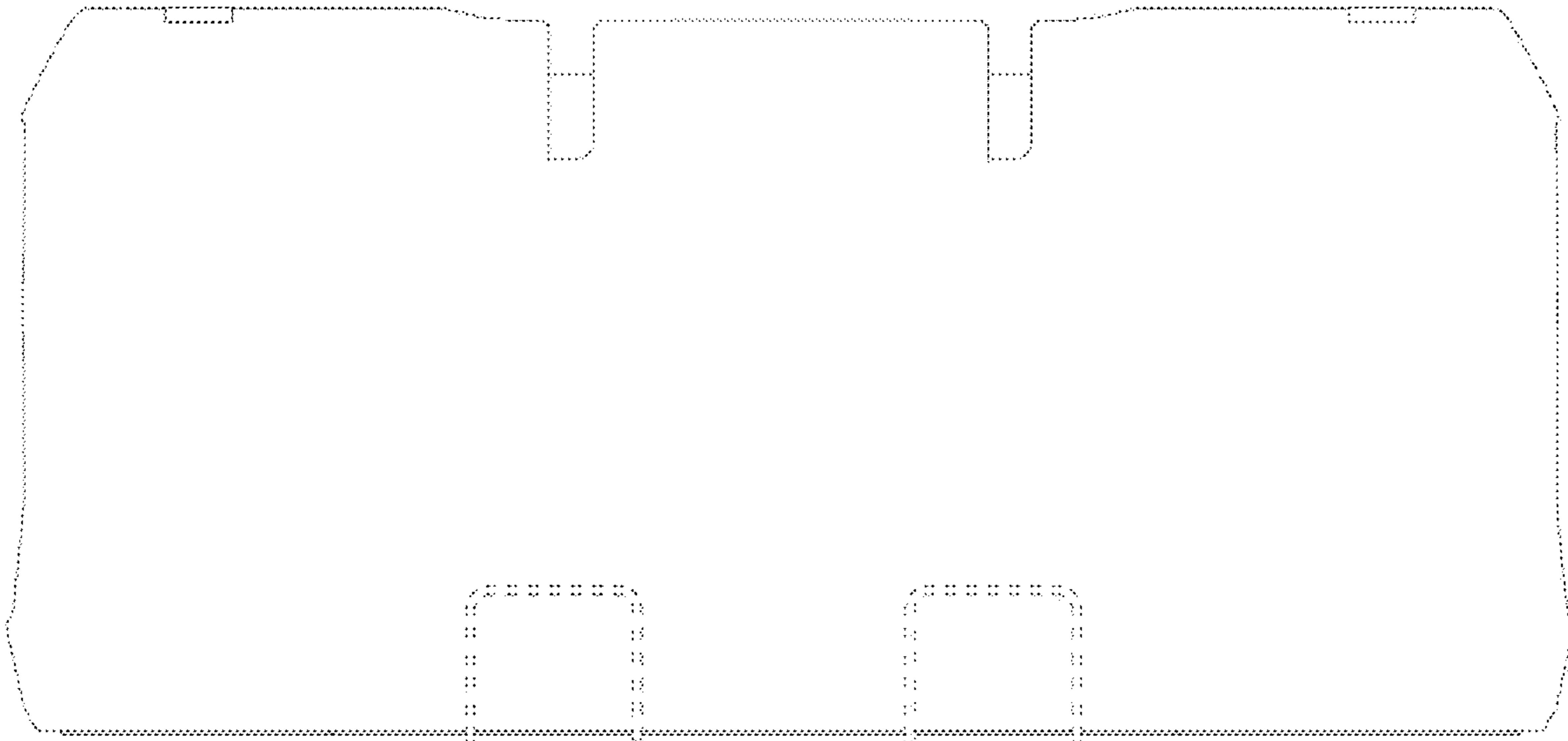


Fig. 6

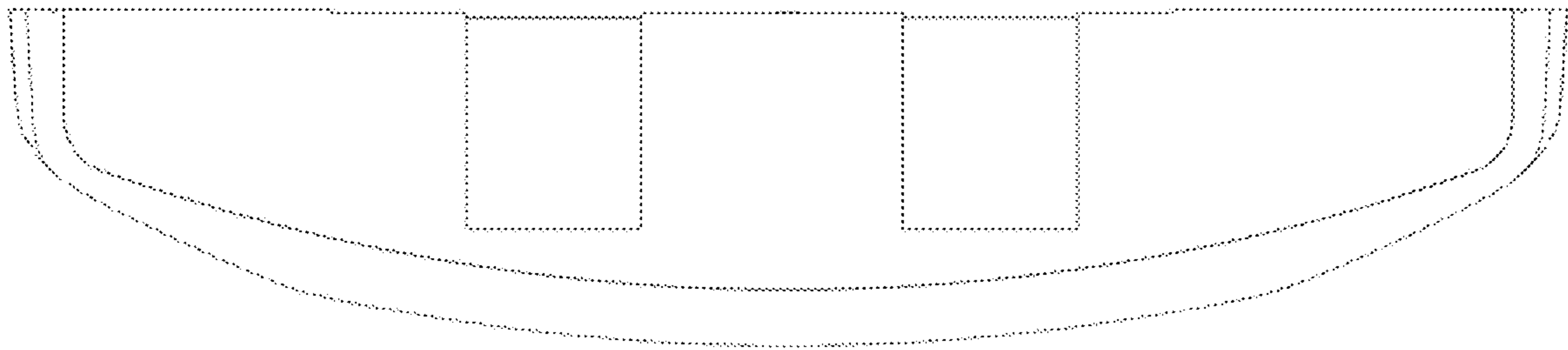


Fig. 7