



US00D866529S

(12) **United States Design Patent**
Yoshimura

(10) **Patent No.:** **US D866,529 S**

(45) **Date of Patent:** **** Nov. 12, 2019**

- (54) **EARPHONE**
- (71) Applicant: **JVC KENWOOD Corporation**,
Yokohama-shi, Kanagawa (JP)
- (72) Inventor: **Satoshi Yoshimura**, Yokohama (JP)
- (73) Assignee: **JVC KENWOOD Corporation**,
Yokohama-shi (JP)
- (**) Term: **15 Years**
- (21) Appl. No.: **29/636,379**

- 5,701,355 A * 12/1997 Brannan H04R 1/08
174/653
- D389,139 S * 1/1998 Oross D14/137
- D422,749 S * 4/2000 Binstock D28/8.1
- D441,185 S * 5/2001 Shimizu D13/168
- D457,514 S * 5/2002 Marion D14/223
- D536,692 S * 2/2007 Alwicker D14/188
- D541,228 S * 4/2007 Thursfield D13/168
- D581,396 S * 11/2008 Wikel D14/206
- D584,283 S * 1/2009 Soetejo D14/205
- D588,113 S * 3/2009 Bradford D14/223
- D590,377 S * 4/2009 Bradford D14/223
- D596,166 S * 7/2009 Henning D14/223
- D603,380 S * 11/2009 Hutchieson D14/223
- D604,722 S * 11/2009 Mistry D14/223

(Continued)

- (22) Filed: **Feb. 8, 2018**
- (30) **Foreign Application Priority Data**

Aug. 10, 2017 (JP) 2017-017408

- (51) **LOC (12) Cl.** **14-01**
- (52) **U.S. Cl.**
USPC **D14/223**

- (58) **Field of Classification Search**
USPC D14/223, 205; D24/174; 181/128, 129,
181/130; 379/430, 431; 381/380, 381,
381/370; 455/90.3, 575.1, 569.1
CPC H04R 1/10; H04R 25/00; H04R 1/1066;
H04R 1/1016; H04R 5/033; H04R 5/0335
See application file for complete search history.

- (56) **References Cited**
U.S. PATENT DOCUMENTS

- D167,873 S * 9/1952 Watson 381/322
- D206,665 S * 1/1967 Sanzone D24/174
- 3,440,365 A * 4/1969 Hazell H04M 1/05
379/430
- D236,988 S * 9/1975 Walters D14/223
- D247,668 S * 4/1978 Furst D14/225
- D252,024 S * 6/1979 Fujita D14/225
- D346,805 S * 5/1994 Kim D14/225
- D385,541 S * 10/1997 Taylor D13/168

Primary Examiner — Paula Allen Greene

(74) *Attorney, Agent, or Firm* — Amin, Turocy & Watson
LLP

(57) **CLAIM**

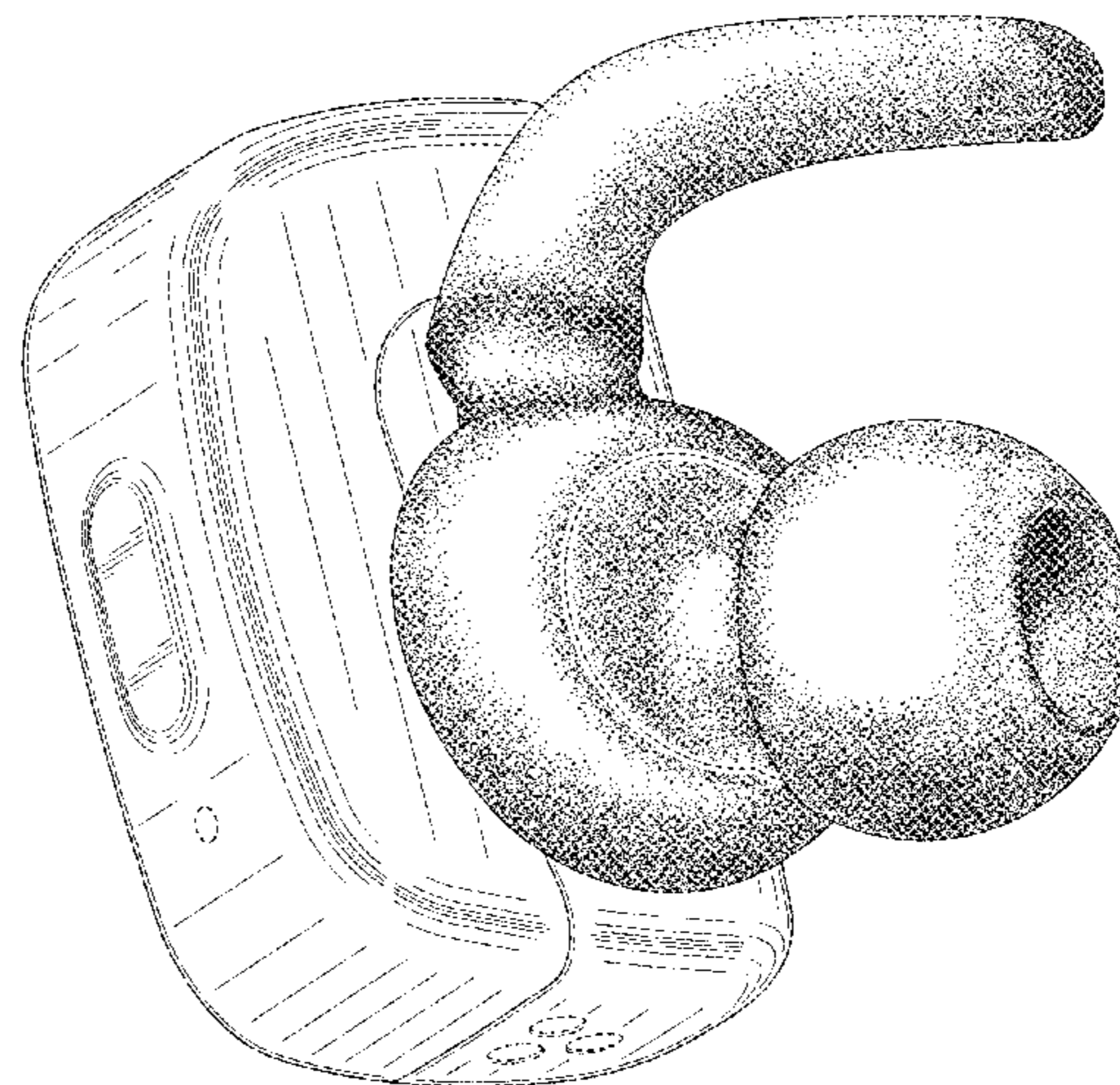
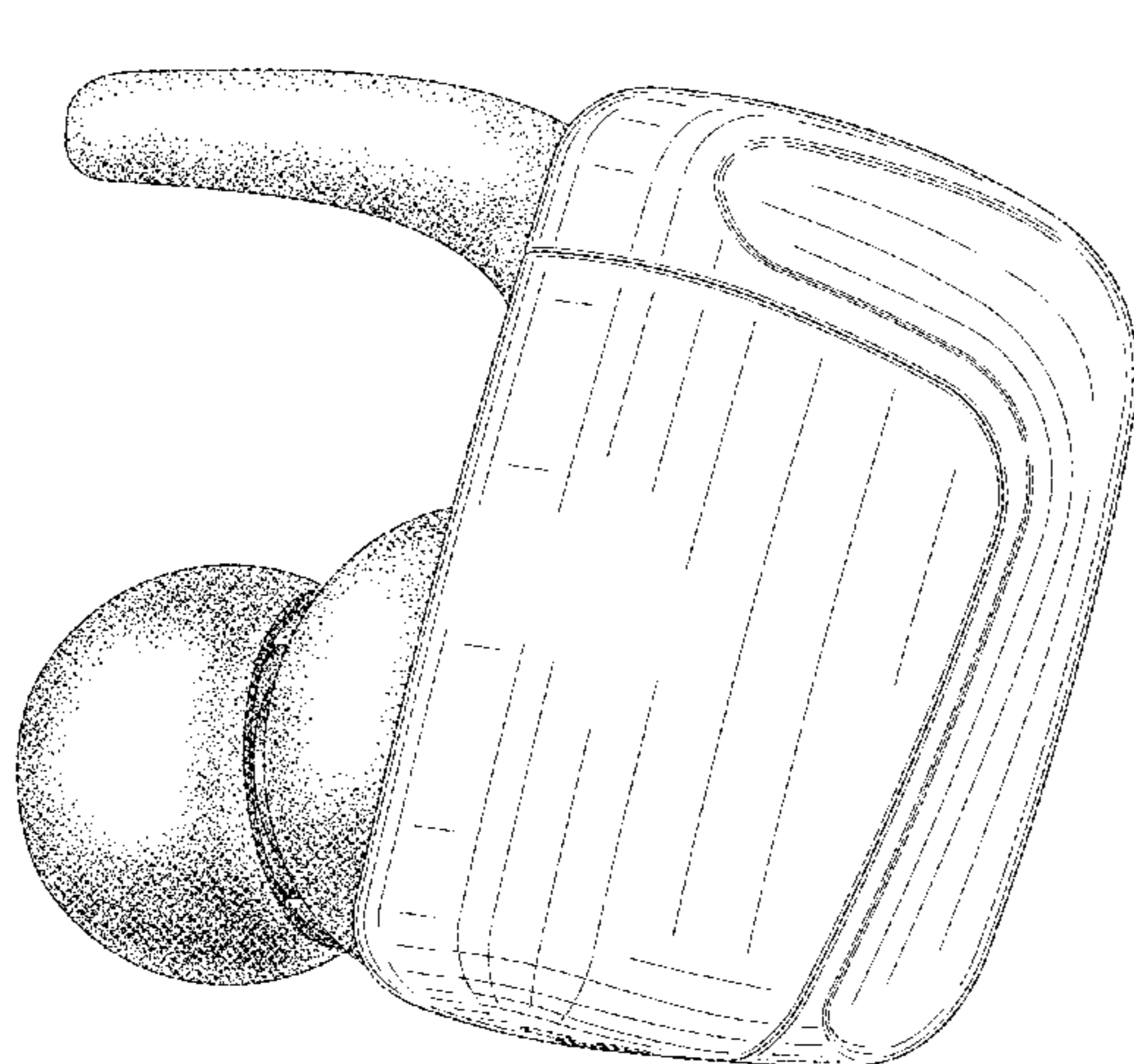
The ornamental design for an earphone, as shown and described.

DESCRIPTION

FIG. 1 is a front perspective view of an earphone showing my new design;
 FIG. 2 is a rear perspective view thereof;
 FIG. 3 is a front elevational view thereof;
 FIG. 4 is a rear elevational view thereof;
 FIG. 5 is a top plan view thereof;
 FIG. 6 is a bottom plan view thereof;
 FIG. 7 is a right-side elevational view thereof; and,
 FIG. 8 is a left-side elevational view thereof.

The broken line immediately adjacent the shaded areas represent a structure that is not part of the claimed design to show the environment in which the design is associated, and all other broken lines are also directed to the environment and are for illustrative purposes only; all the broken lines form no part of the claimed design.

1 Claim, 8 Drawing Sheets



(56)

References Cited

U.S. PATENT DOCUMENTS

D616,874	S	*	6/2010	Matsuoka	D14/223
D622,855	S	*	8/2010	Cano, Jr.	D24/174
D631,470	S	*	1/2011	Yoneyama	D14/223
D632,677	S	*	2/2011	Brown	D14/223
D635,558	S	*	4/2011	Zheng	D14/206
D635,960	S	*	4/2011	Gondo	D14/223
D643,420	S	*	8/2011	Huang	D14/223
D649,957	S	*	12/2011	Fahrendorff	D14/223
D652,822	S	*	1/2012	Lee	D14/223
D662,066	S	*	6/2012	Seidl	D13/168
D664,950	S	*	8/2012	Rye	D14/223
D669,226	S	*	10/2012	Byron	D29/105
D674,904	S	*	1/2013	Aunio	D14/223
D678,849	S	*	3/2013	McCullar	D13/168
D711,858	S	*	8/2014	Yang	D14/223
D725,637	S	*	3/2015	Nakajima	D14/223
D739,851	S	*	9/2015	Donohue, II	D14/223
D775,610	S	*	1/2017	Nakajima	D14/223
D796,488	S	*	9/2017	Yoshimura	D14/223
D801,950	S	*	11/2017	Otani	D14/223
D801,952	S	*	11/2017	Lian	D14/223
D806,879	S	*	1/2018	Horbinski	D24/174
D808,360	S	*	1/2018	Arimoto	D14/205
D820,239	S	*	6/2018	Yoshimura	D14/223
D833,419	S	*	11/2018	Tsubone	D14/223
D834,003	S	*	11/2018	Maeda	D14/223
D838,259	S	*	1/2019	Samrelius	D14/223
D838,692	S	*	1/2019	Fu	D14/223
2003/0044038	A1	*	3/2003	Shirata	H04R 1/105 381/381
2009/0285434	A1	*	11/2009	Williams	H04R 1/1091 381/375
2018/0035193	A1	*	2/2018	Tsubone	H04R 1/1016

* cited by examiner

FIG. 1

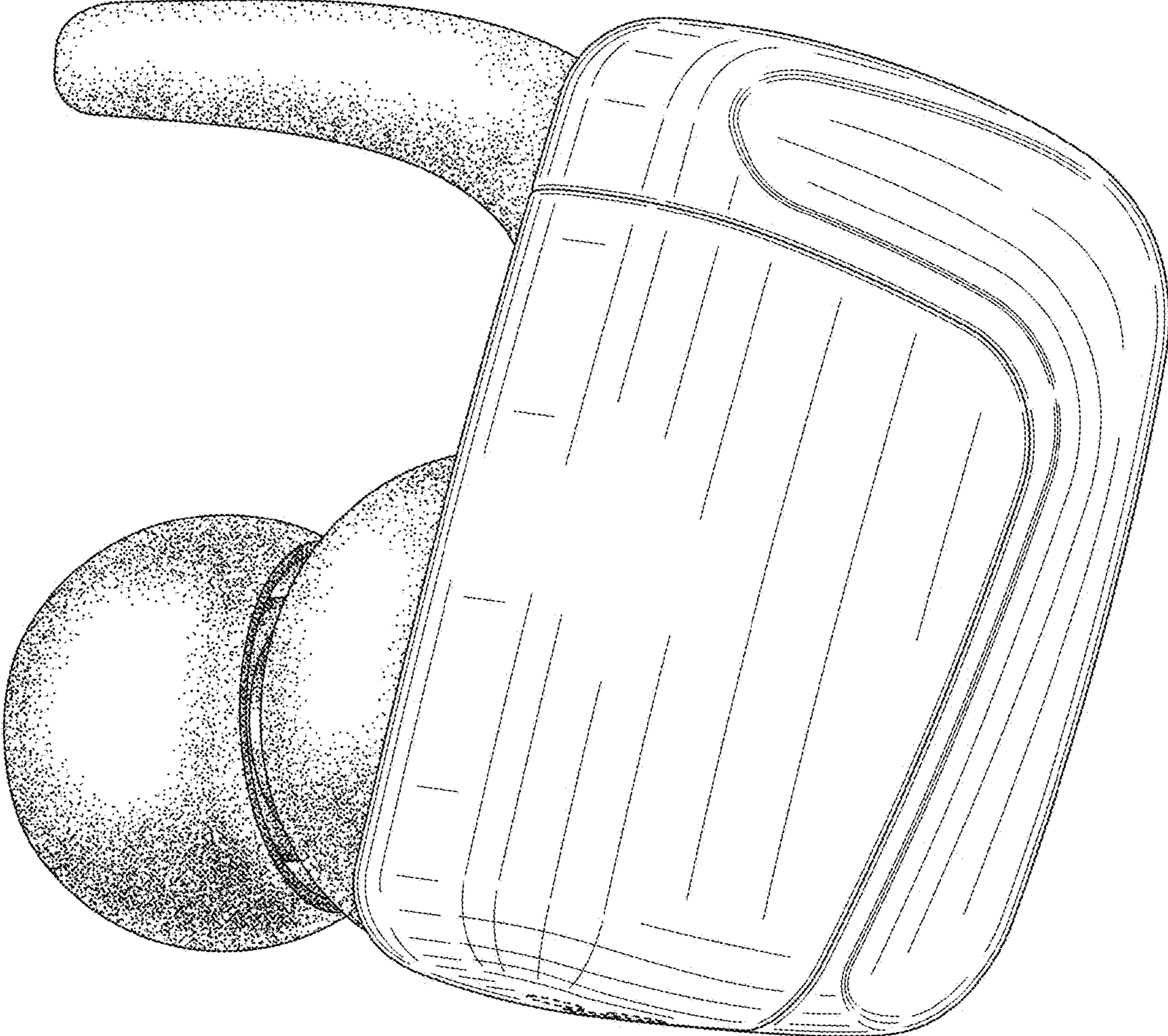


FIG. 2

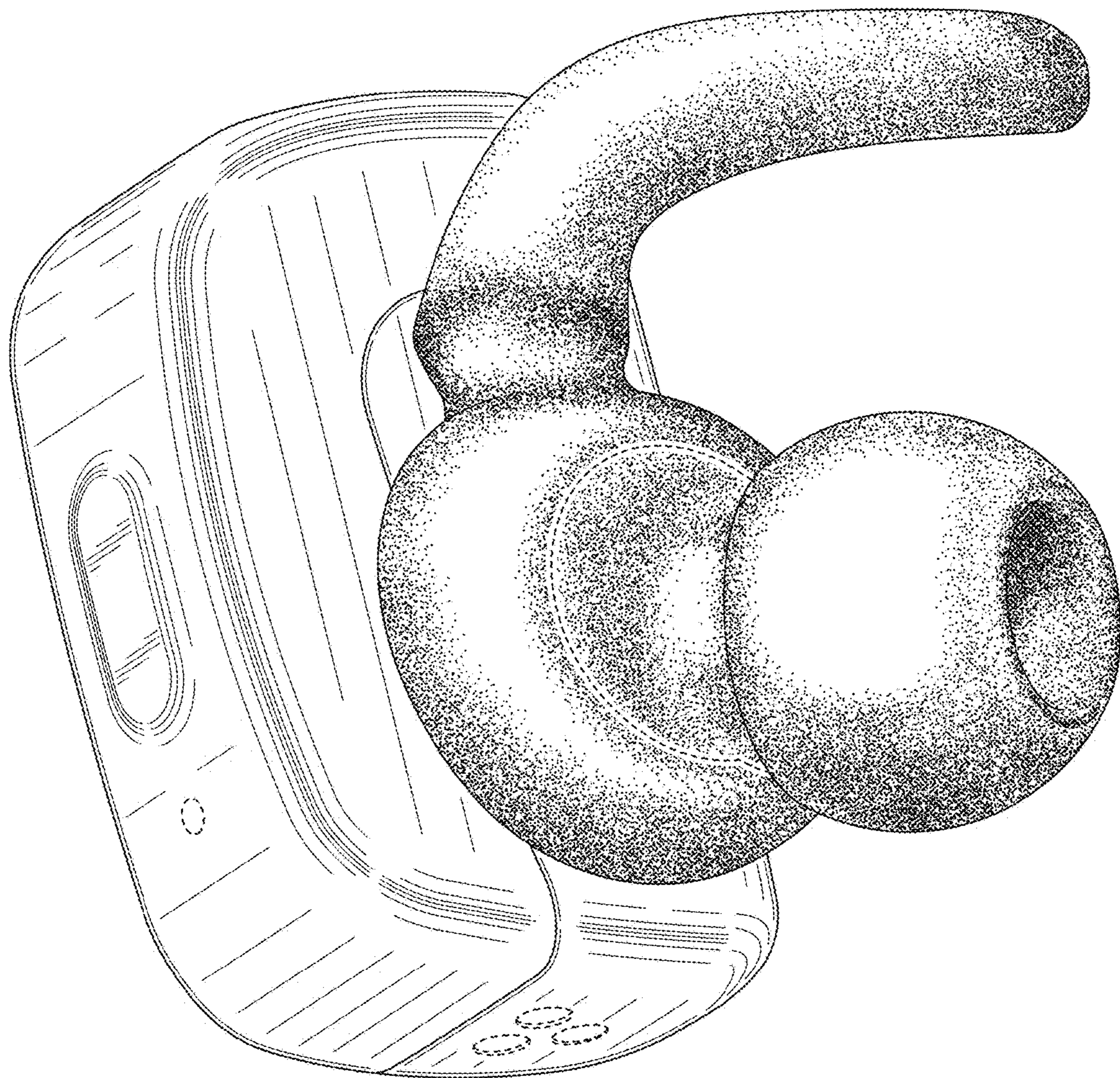


FIG. 3

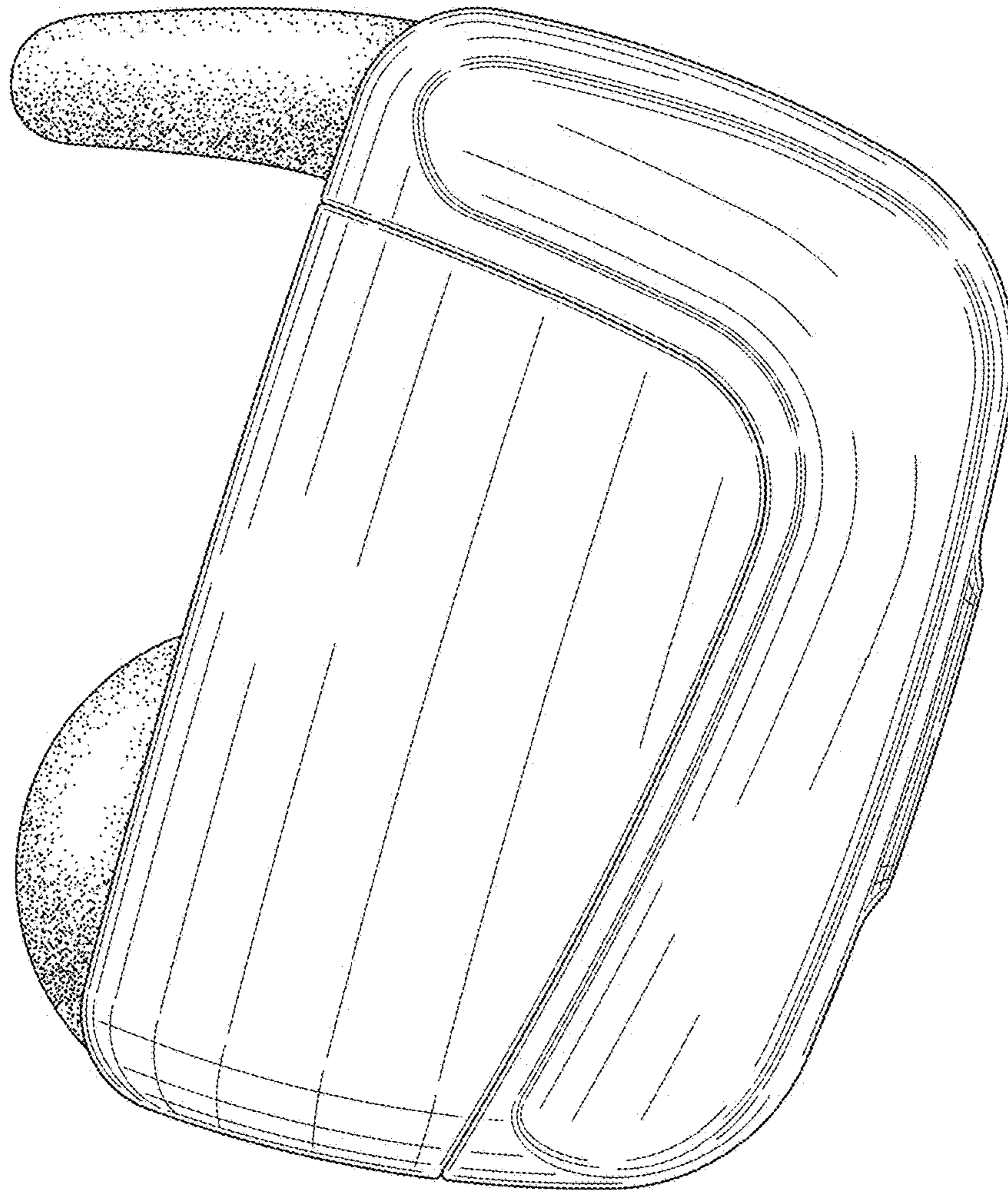


FIG. 4

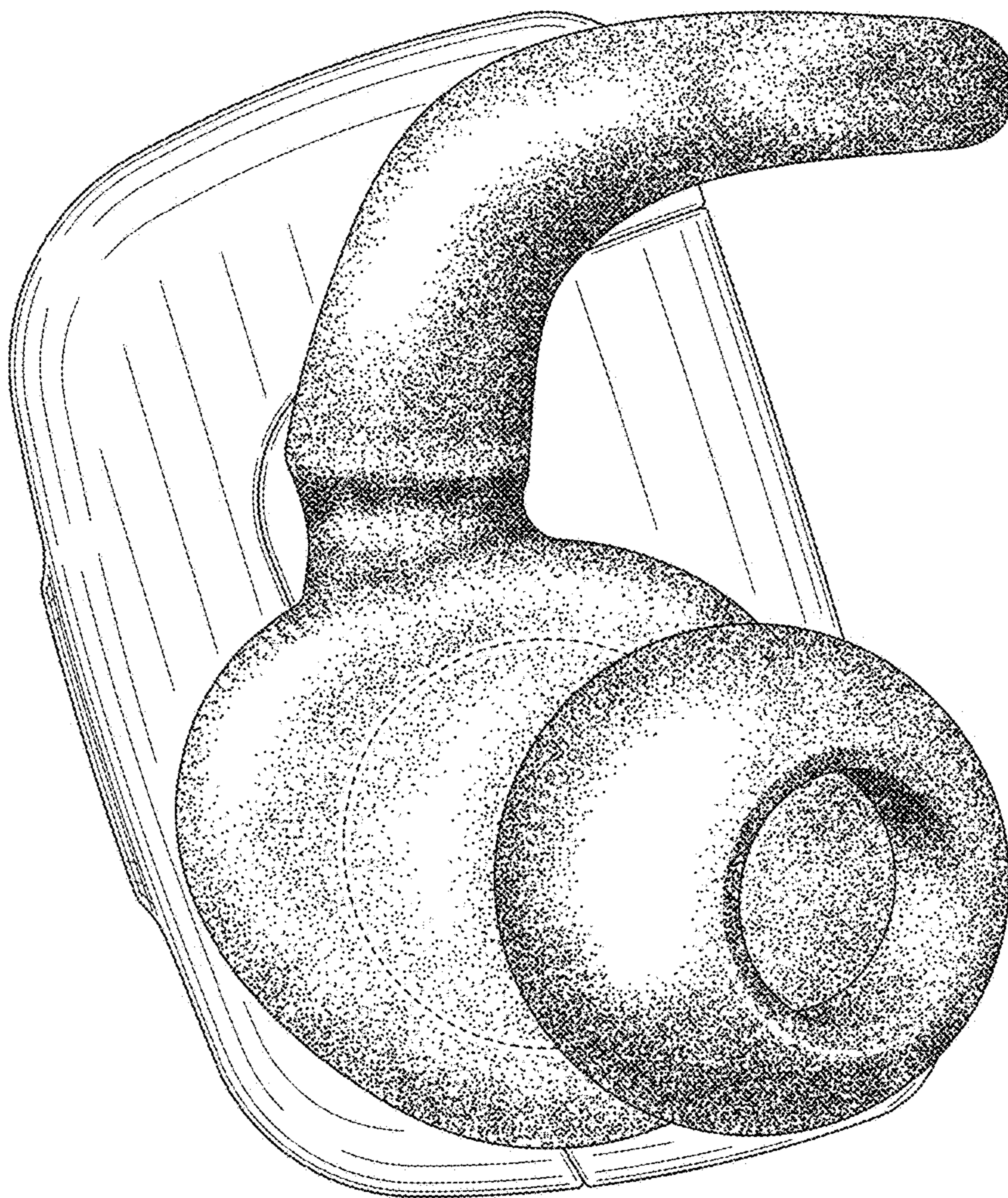


FIG. 5

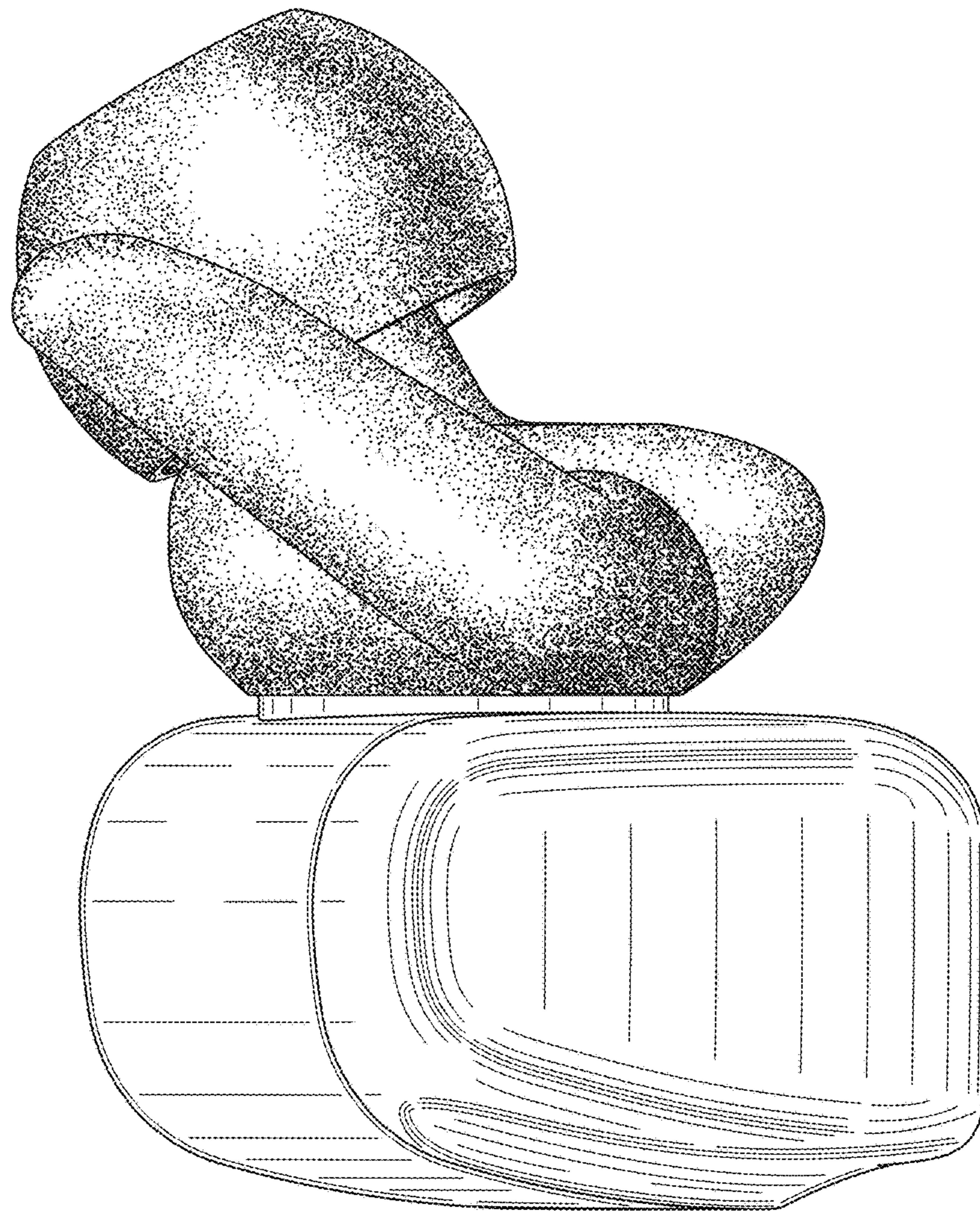


FIG. 6

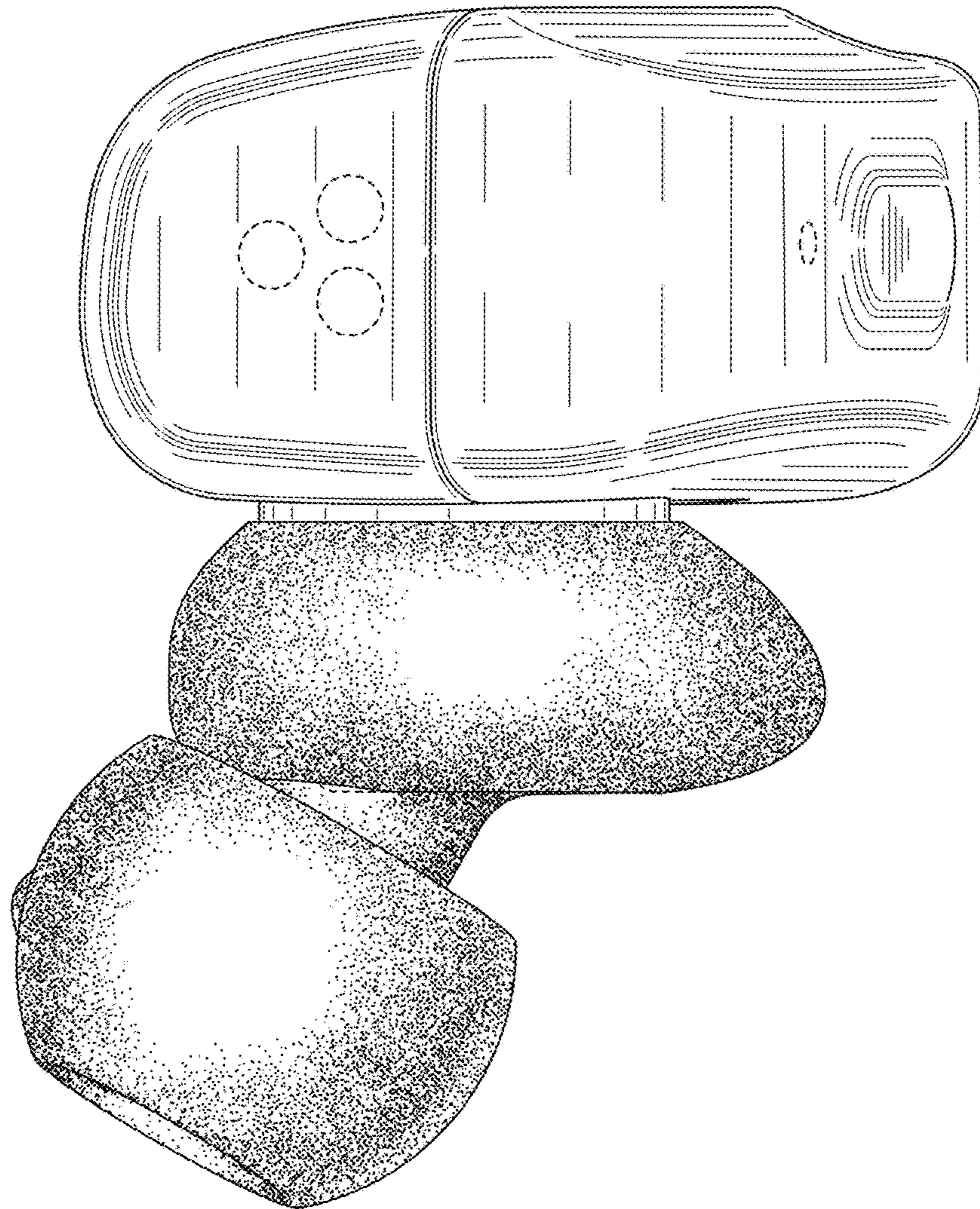


FIG. 7

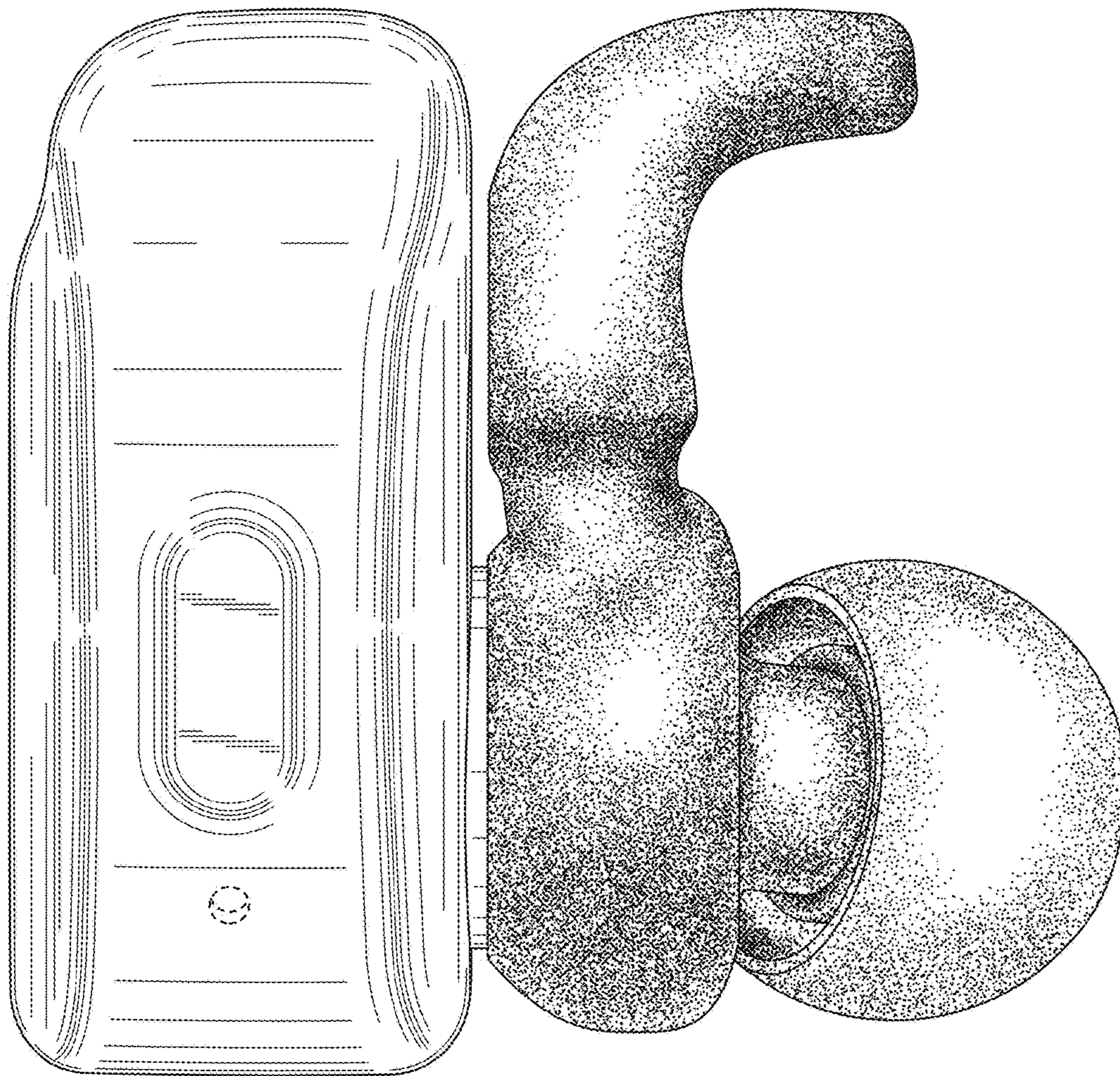


FIG. 8

