



US00D866524S

(12) **United States Design Patent**
McElveen et al.

(10) **Patent No.:** **US D866,524 S**

(45) **Date of Patent:** **** Nov. 12, 2019**

(54) **ACOUSTIC REFLECTOR FOR ENHANCED PERFORMANCE OF VOICE-CONTROLLED DEVICES**

(71) Applicant: **Wave Sciences, LLC**, Charleston, SC (US)

(72) Inventors: **James Keith McElveen**, Charleston, SC (US); **Noah I. Schiffman**, Charleston, SC (US)

(73) Assignee: **Wave Sciences, LLC**, Charleston, SC (US)

(**) Term: **15 Years**

(21) Appl. No.: **29/646,361**

(22) Filed: **May 3, 2018**

Related U.S. Application Data

(63) Continuation of application No. 15/955,147, filed on Apr. 17, 2018.

(51) **LOC (12) Cl.** **14-01**

(52) **U.S. Cl.**
USPC **D14/217**; D14/221

(58) **Field of Classification Search**
USPC ... D14/208, 217, 221, 222, 224, 252, 238.1, D14/238, 299, 330, 240, 224.1, 242; 181/144, 145, 153, 155, 159, 126, 156, 181/177; 381/380, 381, 339, 388, 344, 381/180, 357, 160; 455/90, 3, 575.1, 455/569.1

CPC . H04R 25/00; H04R 7/14; H04R 1/08; H04R 9/04; H04R 1/28; H04R 5/02; H04R 5/00; H05K 5/00; H04B 1/38

See application file for complete search history.

(56) **References Cited**

U.S. PATENT DOCUMENTS

834,629 A *	10/1906	Mobley	181/164
1,235,510 A *	7/1917	Tigerstedt	H04R 1/083
			381/344
1,622,061 A *	3/1927	Sortelle	H04M 1/19
			181/177
1,823,705 A *	9/1931	Smith	H01R 4/4818
			181/160
D101,684 S *	10/1936	Sweeny	D14/208
2,551,556 A *	5/1951	Brennan	H04R 9/063
			181/164
2,584,402 A *	2/1952	Volkman	H04R 25/556
			181/129
2,957,054 A *	10/1960	Levy	G10K 11/025
			181/159
3,373,954 A *	3/1968	Hilsinger, Jr.	B65H 75/362
			379/438
3,586,121 A *	6/1971	Sotome	H04R 7/12
			181/167

(Continued)

Primary Examiner — Paula Allen Greene

(74) *Attorney, Agent, or Firm* — Gregory Finch; Finch Paolino, LLC

(57) **CLAIM**

The design for acoustic reflector for enhanced performance of voice-controlled devices, as shown and described.

DESCRIPTION

FIG. 1 is an isometric view of the claimed acoustic reflector for enhanced performance of voice-controlled devices, embodying the present design;

FIG. 2 is a front plan view thereof;

FIG. 3 is a rear plan view thereof;

FIG. 4 is a right side view thereof;

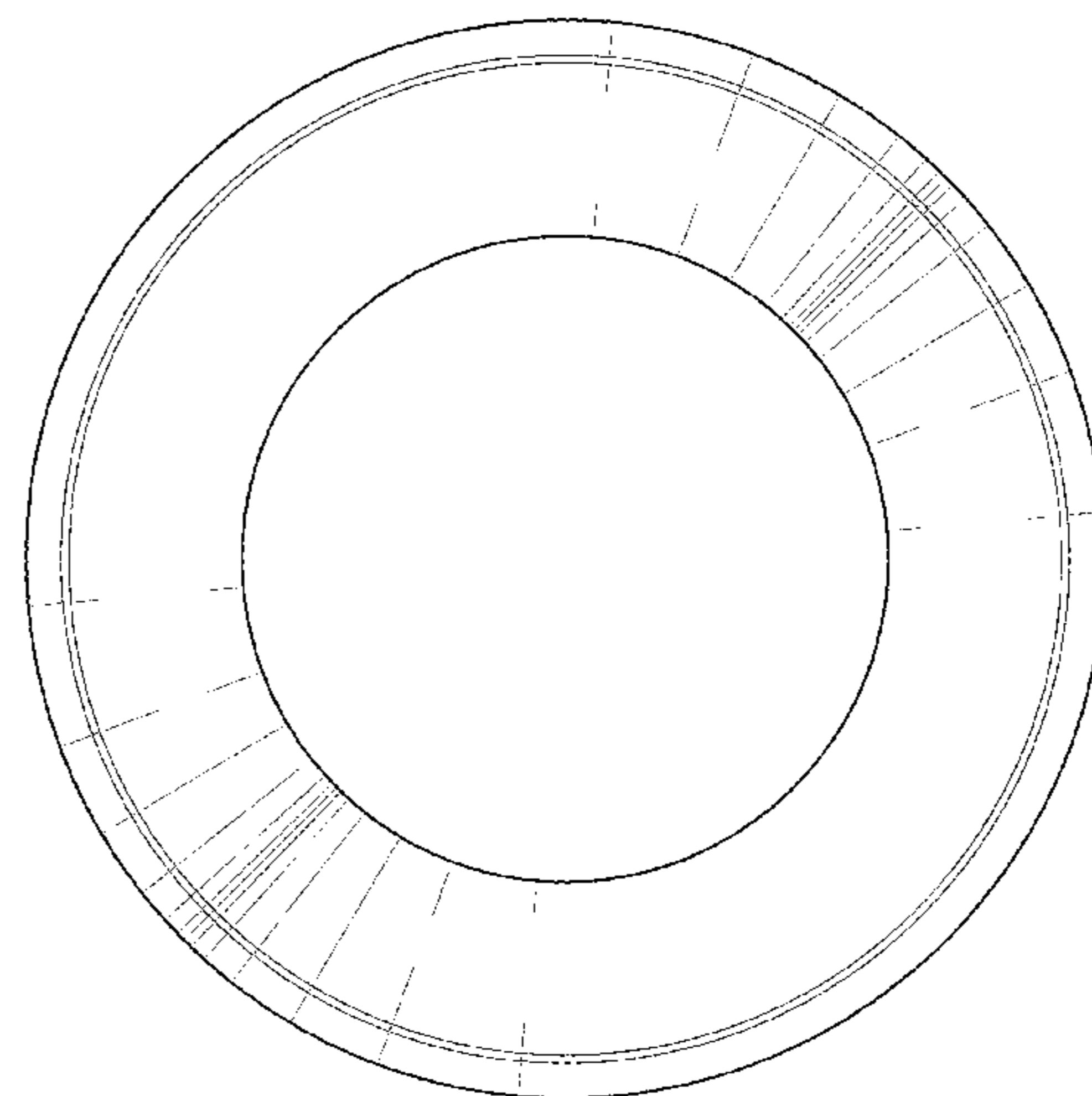
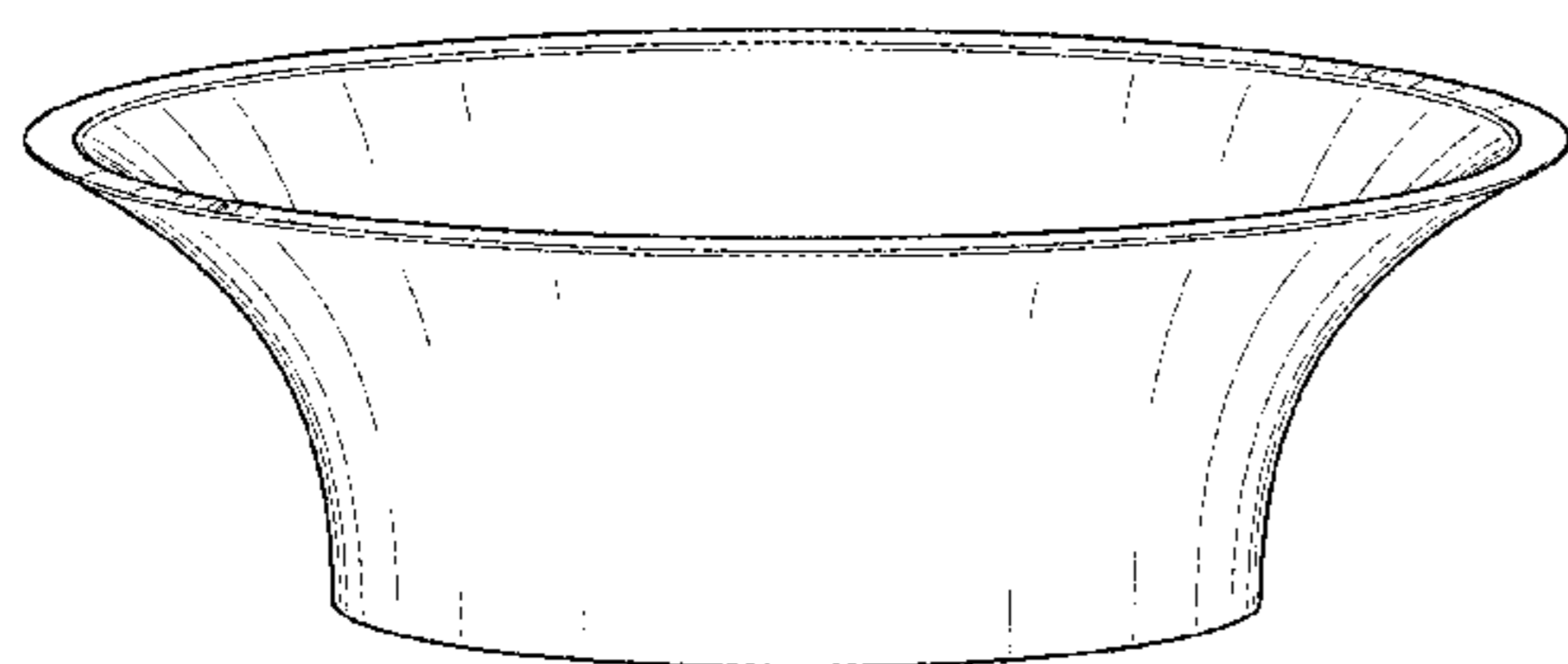
FIG. 5 is a left side view thereof;

FIG. 6 is a top down plan view thereof; and,

FIG. 7 is a bottom up plan view thereof.

The stippling in the drawings represents texture and forms no part of the claimed design.

1 Claim, 7 Drawing Sheets



(56)

References Cited

U.S. PATENT DOCUMENTS

4,125,218 A * 11/1978 DeBoer A47G 19/2227
181/177
D273,111 S * 3/1984 Hirata D14/242
4,486,628 A * 12/1984 Thompson H04R 1/12
174/69
4,588,042 A * 5/1986 Palet H04R 1/345
181/144
4,811,816 A * 3/1989 Lin G10K 11/08
181/144
4,907,671 A * 3/1990 Wiley H04R 1/345
181/155
5,034,979 A * 7/1991 Erickson H04M 1/03
379/447
5,282,245 A * 1/1994 Anderson H04M 1/19
379/433.03
D359,958 S * 7/1995 Frodelius D14/208
5,455,396 A * 10/1995 Willard H04R 7/20
181/172
D378,921 S * 4/1997 Bohannan D10/120
D389,487 S * 1/1998 Saraiva Lino Pires D14/221
5,764,783 A * 6/1998 Ferralli H04R 1/345
181/155
5,778,062 A * 7/1998 Vanmoor H04M 1/0202
379/433.01
5,886,304 A * 3/1999 Schlenzig F21V 33/0056
181/153

D423,506 S * 4/2000 Gates D14/217
6,079,514 A * 6/2000 Zingali H04R 1/345
181/152
6,285,772 B1 * 9/2001 Tate H04R 1/406
379/433.03
6,738,490 B2 * 5/2004 Brandt H04R 9/02
381/412
D511,155 S * 11/2005 Pires D14/221
D591,730 S * 5/2009 Pantaleone D14/216
D609,223 S * 2/2010 Pantaleone D14/221
D617,315 S * 6/2010 Pantaleone D14/216
D674,375 S * 1/2013 Robineau D14/221
D681,612 S * 5/2013 Palacios H04M 1/04
D14/238.1
D705,756 S * 5/2014 Kerstein D14/222
D720,730 S * 1/2015 Smith D14/242
D738,861 S * 9/2015 Yang D14/222
D750,599 S * 3/2016 Miki D14/221
D772,191 S * 11/2016 Ludwig D14/187
D785,595 S * 5/2017 Morin D14/188
2004/0259602 A1 * 12/2004 Zack G10K 11/16
455/570
2008/0185242 A1 * 8/2008 Mayer F16D 67/00
188/181 T
2009/0310808 A1 * 12/2009 Button H04R 1/24
381/339
2014/0262598 A1 * 9/2014 Miki H04R 1/2815
181/156

* cited by examiner

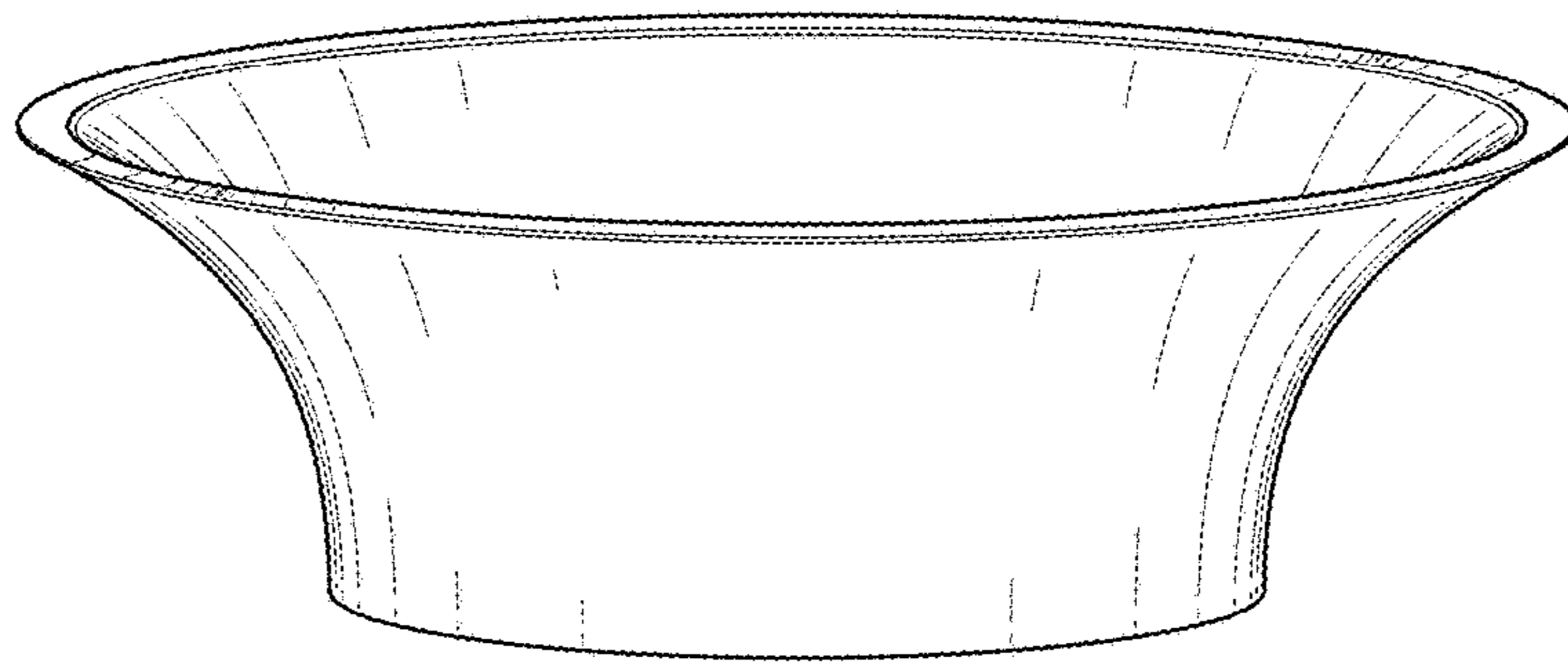


Fig. 1




Fig. 2




Fig. 3



Fig. 4




Fig. 5

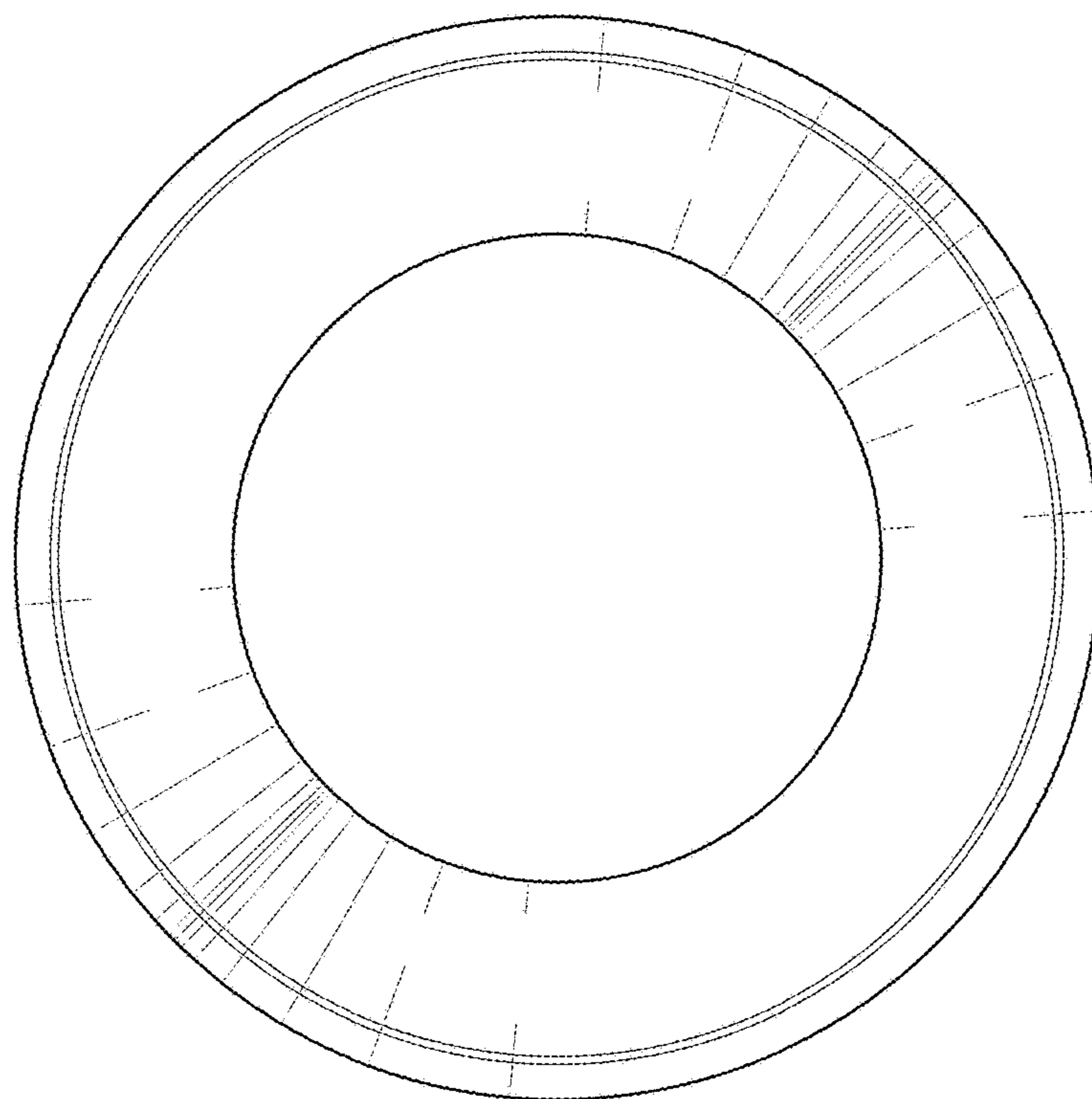


Fig. 6

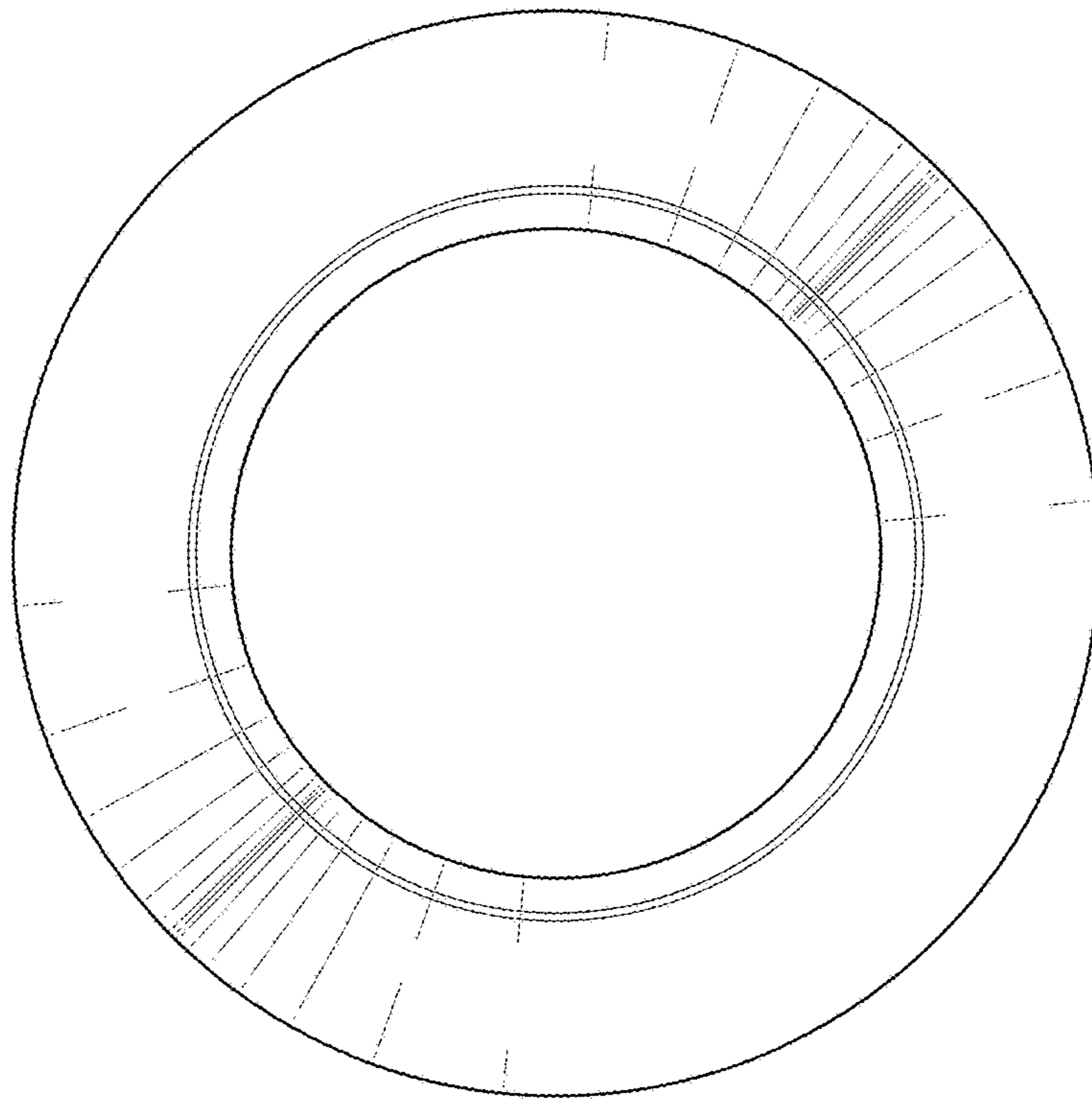


Fig. 7