



US00D866491S

(12) **United States Design Patent**
Krishnan et al.

(10) **Patent No.:** **US D866,491 S**

(45) **Date of Patent:** **** Nov. 12, 2019**

(54) **CHEMICAL VAPOR DEPOSITION WAFER CARRIER WITH THERMAL COVER**

(71) Applicant: **Veeco Instruments Inc.**, Plainview, NY (US)

(72) Inventors: **Sandeep Krishnan**, Jersey City, NJ (US); **Yuliy Rashkovsky**, Millburn, NJ (US); **Alexander Gurary**, Bridgewater, NJ (US); **Leo Chin**, Poughquag, NY (US); **Mandar Deshpande**, Bridgewater, NJ (US)

(73) Assignee: **Veeco Instruments Inc.**, Plainview, NY (US)

(**) Term: **15 Years**

(21) Appl. No.: **29/641,924**

(22) Filed: **Mar. 26, 2018**

(51) **LOC (12) Cl.** **13-03**

(52) **U.S. Cl.**
USPC **D13/182**

(58) **Field of Classification Search**
USPC D13/182; D15/144, 144.1, 144.2; D23/323, 328, 335, 336, 337, 341, 352,
(Continued)

(56) **References Cited**

U.S. PATENT DOCUMENTS

3,461,537 A 8/1969 Lotz
3,783,822 A * 1/1974 Wollam C23C 16/4584
118/725

(Continued)

FOREIGN PATENT DOCUMENTS

CN 102130035 A 7/2011
CN 202492576 U 10/2012

(Continued)

OTHER PUBLICATIONS

Gurary et al., "Investigation of the Wafer Temperature Uniformity in an OMVPE Vertical Rotating Disk Reactor," *Journal of Electronic Material*, Nov. 1995, vol. 24, Issue 11, Abstract, 1 page.

(Continued)

Primary Examiner — Elizabeth J Oswecki

(74) *Attorney, Agent, or Firm* — Patterson Thuent Pedersen, P.A.

(57) **CLAIM**

The ornamental design for a chemical vapor deposition wafer carrier with thermal cover, as shown and described.

DESCRIPTION

FIG. 1 is a perspective view of a first embodiment of a chemical vapor deposition wafer carrier with thermal cover showing our new design.

FIG. 2 is a top plan view of the chemical vapor deposition wafer carrier with thermal cover of FIG. 1.

FIG. 3 is a right side view of the chemical vapor deposition wafer carrier with thermal cover of FIG. 1, with the left side view, front view, and rear view being identical.

FIG. 4 is a bottom plan view of the chemical vapor deposition wafer carrier with thermal cover of FIG. 1.

FIG. 5 is a perspective view of a second embodiment of a chemical vapor deposition wafer carrier with thermal cover, showing our new design, which differs from the first embodiment shown in FIGS. 1-4 in that it includes staples extending through the thickness of the chemical vapor deposition wafer carrier with thermal cover.

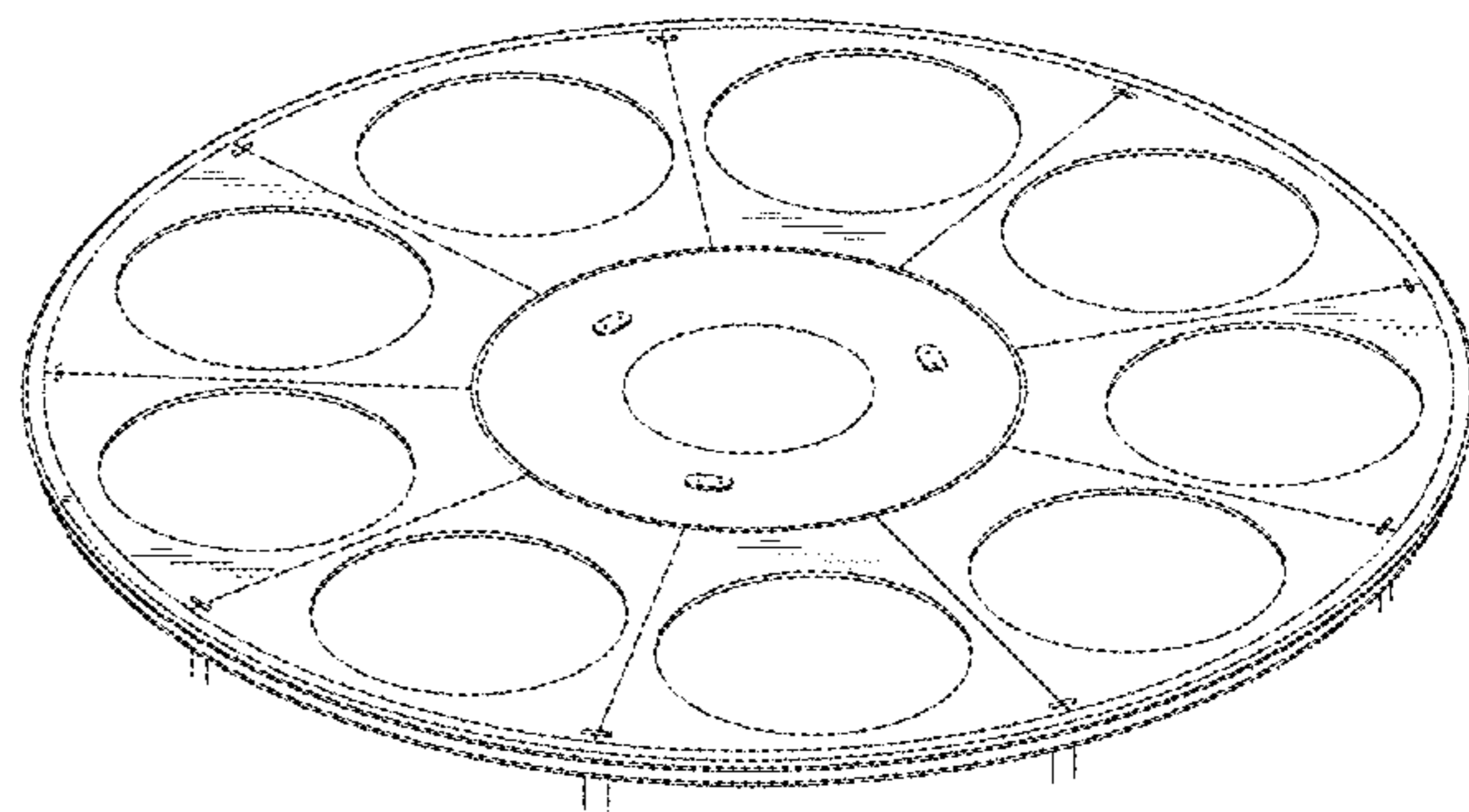
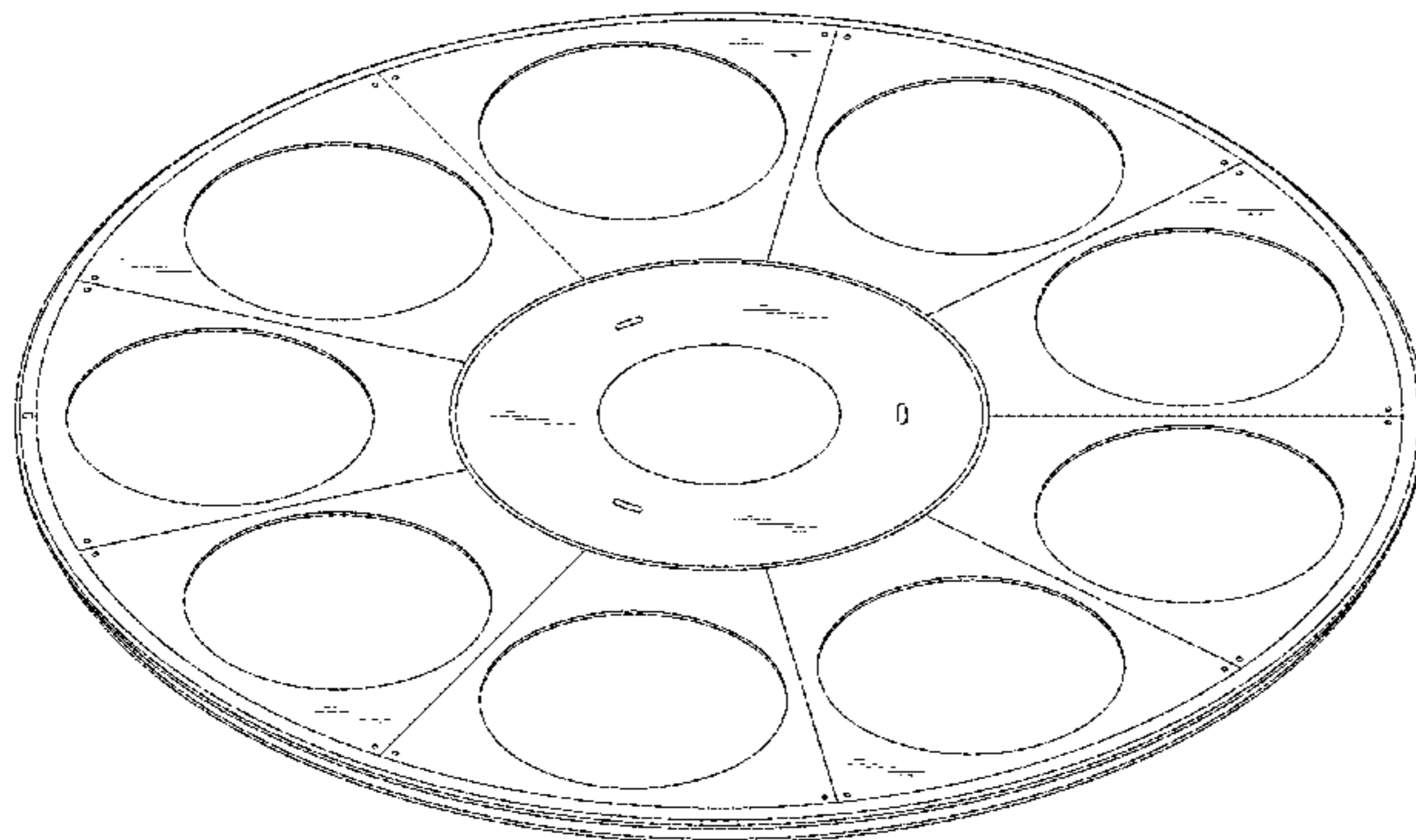
FIG. 6 is an exploded view of the chemical vapor deposition wafer carrier with thermal cover of FIG. 5.

FIG. 7 is a perspective view of a third embodiment of a chemical vapor deposition wafer carrier with thermal cover, which differs from the first embodiment shown in FIGS. 1-4 in that it does not include staples or apertures for staples in the radially outer portion of the chemical vapor deposition wafer carrier with thermal cover; and,

FIG. 8 is a bottom perspective view of the chemical vapor deposition wafer carrier with thermal cover of FIG. 7.

In each of the figures, portions or features shown in broken lines form no part of the claimed design.

1 Claim, 8 Drawing Sheets



US D866,491 S

(58) **Field of Classification Search**

USPC D23/357, 385, 386, 397, 399, 400, 406,
D23/411, 413, 499
CPC C23C 16/455; C23C 16/45502; C23C
16/45517; C23C 16/4582; C23C 16/4583;
C23C 16/4584; C23C 16/4585; C23C
16/4401; C23C 16/4402; C23C 16/4409;
H01L 21/50; H01L 21/4817; H01L
21/4871; H01L 23/02; H01L 23/04; H01L
23/12; H01L 23/13; H01L 23/14; H05K
3/30; B24B 37/27; B24B 37/28; B24B
37/30; B24B 41/06; B24B 41/067; B24B
37/04; B64C 11/04; B64C 11/16; B64C
11/14; B64C 11/18; B64C 11/20; B64C
2001/009; F03D 3/062; F04D 19/002;
F24F 1/0018; B64D 13/02; E04C 2/427

See application file for complete search history.

D797,067	S *	9/2017	Zhang	D13/182
D806,046	S *	12/2017	Gurary	D13/182
D813,181	S *	3/2018	Okajima	D13/182
2002/0027762	A1	3/2002	Yamaguchi	
2003/0057089	A1*	3/2003	Nguyen	C23C 14/50 204/298.15
2004/0179323	A1	9/2004	Litman et al.	
2005/0011436	A1	1/2005	Liu	
2005/0274374	A1	12/2005	Boguslavskiy et al.	
2006/0102081	A1	5/2006	Ueno et al.	
2007/0186853	A1	8/2007	Gurary et al.	
2009/0155028	A1*	6/2009	Boguslavskiy	C23C 16/4581 414/223.01
2009/0224175	A1	9/2009	Lee et al.	
2010/0055318	A1	3/2010	Volf et al.	
2010/0055320	A1	3/2010	Honma	
2010/0162957	A1	7/2010	Boyd et al.	
2010/0190418	A1	7/2010	Yasuoka et al.	
2011/0049779	A1	3/2011	Egami et al.	
2011/0290175	A1	12/2011	Paranjpe et al.	
2011/0300297	A1	12/2011	Celaru et al.	
2012/0040097	A1	2/2012	Volf et al.	
2012/0156374	A1	6/2012	Gurary et al.	
2012/0234229	A1	9/2012	Nguyen et al.	
2012/0240859	A1*	9/2012	Chen	C23C 16/4584 118/730
2012/0272892	A1	11/2012	Paranjpe et al.	
2013/0175005	A1	7/2013	Gowdaru et al.	
2013/0276704	A1*	10/2013	Krishnan	C23C 16/4584 118/725
2013/0291798	A1	11/2013	Lee et al.	
2014/0110894	A1	4/2014	Lee et al.	
2014/0261187	A1	9/2014	Krishnan et al.	
2014/0261698	A1*	9/2014	Krishnan	C30B 25/12 137/1
2014/0360430	A1*	12/2014	Armour	C23C 16/4586 118/725
2015/0118009	A1*	4/2015	Hsieh	H01L 21/68735 414/800
2015/0187620	A1	7/2015	Gurary et al.	
2015/0330601	A1	11/2015	Jungwirth	
2016/0251758	A1	9/2016	Mitrovic et al.	
2017/0076972	A1*	3/2017	Krishnan	H01L 21/68785
2017/0121847	A1	5/2017	Armour et al.	

(56) **References Cited**

U.S. PATENT DOCUMENTS

3,845,738	A	11/1974	Berkman et al.	
3,895,967	A	7/1975	Anthony et al.	
4,165,584	A *	8/1979	Scherrer	B24B 37/32 257/E21.214
D320,361	S *	10/1991	Karasawa	D10/103
D325,934	S *	5/1992	Ramljak	D11/147
5,152,842	A	10/1992	Urata et al.	
5,191,738	A *	3/1993	Nakazato	B24B 37/013 451/287
5,242,501	A	9/1993	McDiarmid	
5,690,742	A	11/1997	Ogata et al.	
6,001,183	A	12/1999	Gurary et al.	
6,436,796	B1	8/2002	Mailho et al.	
6,492,625	B1	12/2002	Boguslavskiy et al.	
6,506,252	B2	1/2003	Boguslavskiy et al.	
6,666,756	B1	12/2003	Travis	
6,902,623	B2	6/2005	Gurary et al.	
D517,073	S	3/2006	McDonald et al.	
7,101,272	B2	9/2006	Chen et al.	
7,122,844	B2	10/2006	Nakamura et al.	
7,276,124	B2	10/2007	Gurary et al.	
8,021,487	B2	9/2011	Boguslavskiy et al.	
8,092,599	B2	1/2012	Sferlazzo et al.	
8,093,696	B2	1/2012	Yoon et al.	
8,182,315	B2	5/2012	Nguyen	
8,216,379	B2 *	7/2012	Ishikawa	C23C 16/4583 118/728
D674,759	S *	1/2013	Chang	D13/182
8,366,830	B2	2/2013	Nakamura et al.	
8,367,477	B2	2/2013	Chien et al.	
8,372,204	B2	2/2013	Nakamura et al.	
D686,175	S *	7/2013	Gurary	D13/182
D686,582	S *	7/2013	Krishnan	D13/182
8,486,726	B2	7/2013	Mangum et al.	
8,518,753	B2	8/2013	Wu et al.	
8,535,445	B2	9/2013	Volf et al.	
D690,671	S *	10/2013	Gurary	D13/182
8,552,547	B2	10/2013	Chien et al.	
8,562,746	B2	10/2013	Gurary et al.	
D695,241	S *	12/2013	Gurary	D13/182
D695,242	S *	12/2013	Gurary	D13/182
8,603,248	B2	12/2013	Gurary et al.	
D704,155	S *	5/2014	Chang	D13/182
D721,417	S *	1/2015	Sawchuk	D23/213
9,017,483	B2	4/2015	Fujikawa et al.	
D731,409	S	6/2015	Erlich et al.	
D754,785	S *	4/2016	Gibson	D17/22
D778,247	S *	2/2017	Gurary	H01L 21/68721 D13/182
D793,971	S *	8/2017	Krishnan	H01L 21/68764 D13/182
D793,972	S *	8/2017	Krishnan	C23C 16/458 D13/182

FOREIGN PATENT DOCUMENTS

CN	103258763	A	8/2013
CN	203569185	U	4/2014
CN	203569186	U	4/2014
CN	203715721	U	7/2014
CN	204982132	U	1/2016
CN	105369348	A	3/2016
CN	105810625	A	7/2016
CN	105810626	A	7/2016
CN	206127421	U	4/2017
DE	10261362	A1	7/2004
EP	0795624	A1	9/1997
EP	1096549	A2	5/2001
JP	S58128724	A	8/1983
JP	H04110466	A	4/1992
JP	H10167885	A	6/1998
JP	H10167886	A	6/1998
JP	2004128271	A	4/2004
JP	2006066417	A	3/2006
JP	5156240	B2	3/2013
KR	100854974	B1	8/2008
KR	1020090036722	A	4/2009
KR	1020090038606	A	4/2009
KR	101235928	B1	2/2013
TW	D142257	S	9/2011
TW	D152296	S	3/2013
TW	M496228	U	2/2015
TW	201624596	A	7/2016
TW	201624605	A	7/2016
TW	M531049	U	10/2016
TW	D181305	S	2/2017
TW	D181306	S	2/2017

(56)

References Cited

FOREIGN PATENT DOCUMENTS

WO	WO 1999/018599	A2	4/1999
WO	WO 2003/069029	A1	8/2003
WO	WO 2012/021370	A1	2/2012
WO	WO 2013/123859	A1	8/2013

OTHER PUBLICATIONS

International Written Opinion and Search Report for International Application No. PCT/US2011/061615 dated May 18, 2012, 9 pages.
 Application No. PCT/US2014/072425, filed Dec. 26, 2014, International Search Report dated Apr. 29, 2015, 3 pages.
 Application No. PCT/US2014/072425, filed Dec. 26, 2014, Written Opinion dated Apr. 29, 2015, 7 pages.
 Application No. PCT/US2011/0456567, Search Report dated Dec. 21, 2011, 6 pages.
 Application No. PCT/US2014/041134, Written Opinion and Search Report dated Oct. 7, 2014, 11 pages.
 Taiwan Application No. 103145394, Search Report dated Jan. 9, 2018, 9 page.
 Taiwan Application No. 106307693, Office Action dated Jun. 8, 2018, 2 pages.

Taiwan Application No. 106307693D01, Search Report dated May 5, 2018, 1 page.
 Application and file history for U.S. Appl. No. 14/297,244, filed Jun. 5, 2014. Inventors: Armour et al.
 Application and file history for U.S. Appl. No. 15/403,709, filed Jan. 11, 2017. Inventors: Armour et al.
 Application and file history for U.S. Appl. No. 14/583,346, filed Dec. 26, 2014. Inventors: Guruary et al.
 Application and file history for Design U.S. Appl. No. 29/627,938, filed Nov. 30, 2017. Inventors: Rashkovsky et al.
 Application and file history for Design U.S. Appl. No. 29/627,940, filed Nov. 30, 2017. Inventors: Rashkovsky et al.
 Application and file history for Design U.S. Appl. No. 29/641,925, filed Mar. 26, 2018. Inventors: Krishnan et al.
 Application and file history for Design U.S. Appl. No. 29/641,927, filed Mar. 26, 2018. Inventors: Krishnan et al.
 Application and file history for Design U.S. Appl. No. 29/641,928, filed Mar. 16, 2018. Inventors: Krishnan et al.
 Application and file history for Design U.S. Appl. No. 29/641,930, filed Mar. 26, 2018. Inventors: Krishnan et al.
 Application and file history for Design U.S. Appl. No. 29/641,931, filed Mar. 26, 2018. Inventors: Krishnan et al.
 Application and file history for Design U.S. Appl. No. 29/641,933, filed Mar. 26, 2018. Inventors: Krishnan et al.

* cited by examiner

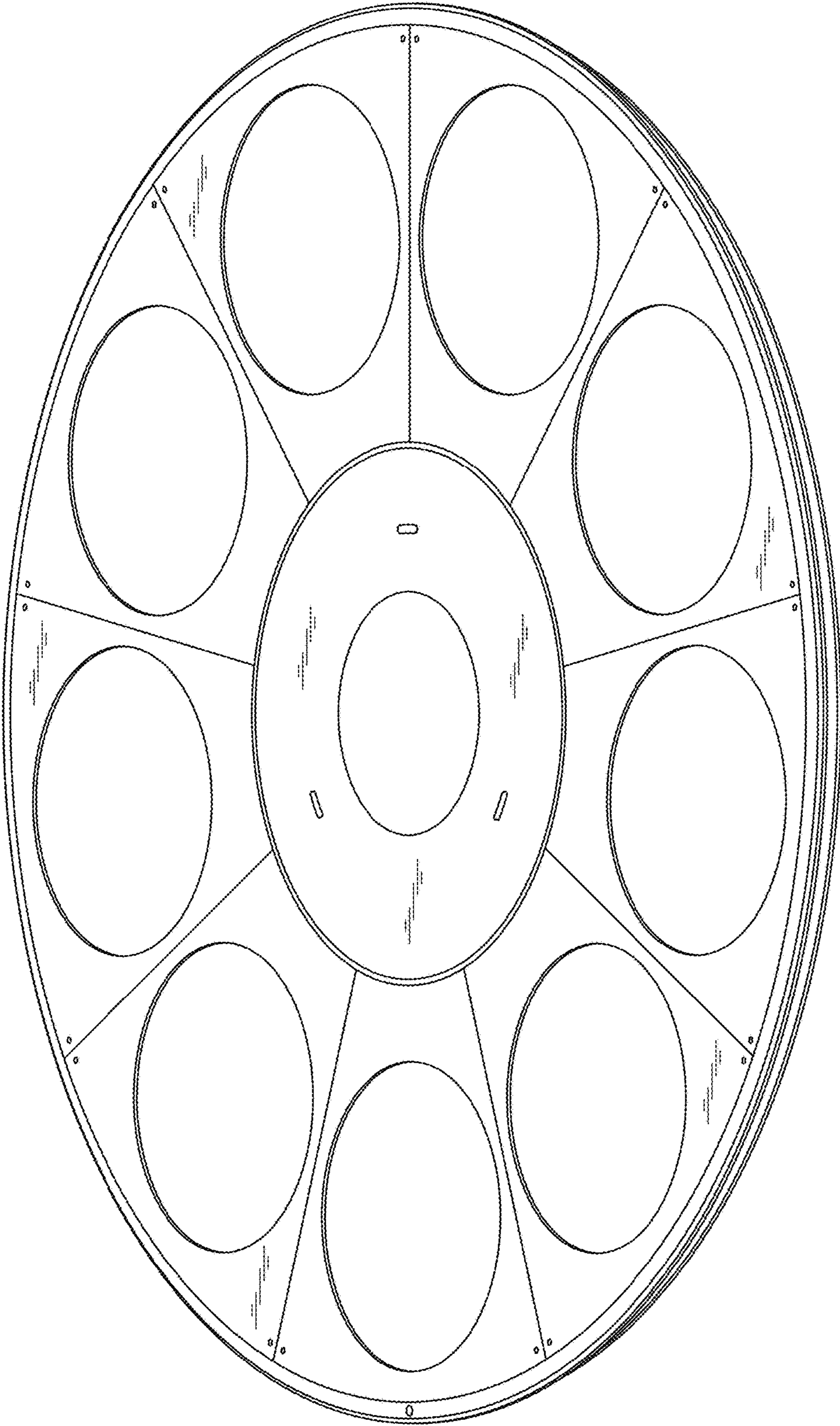


FIG. 1

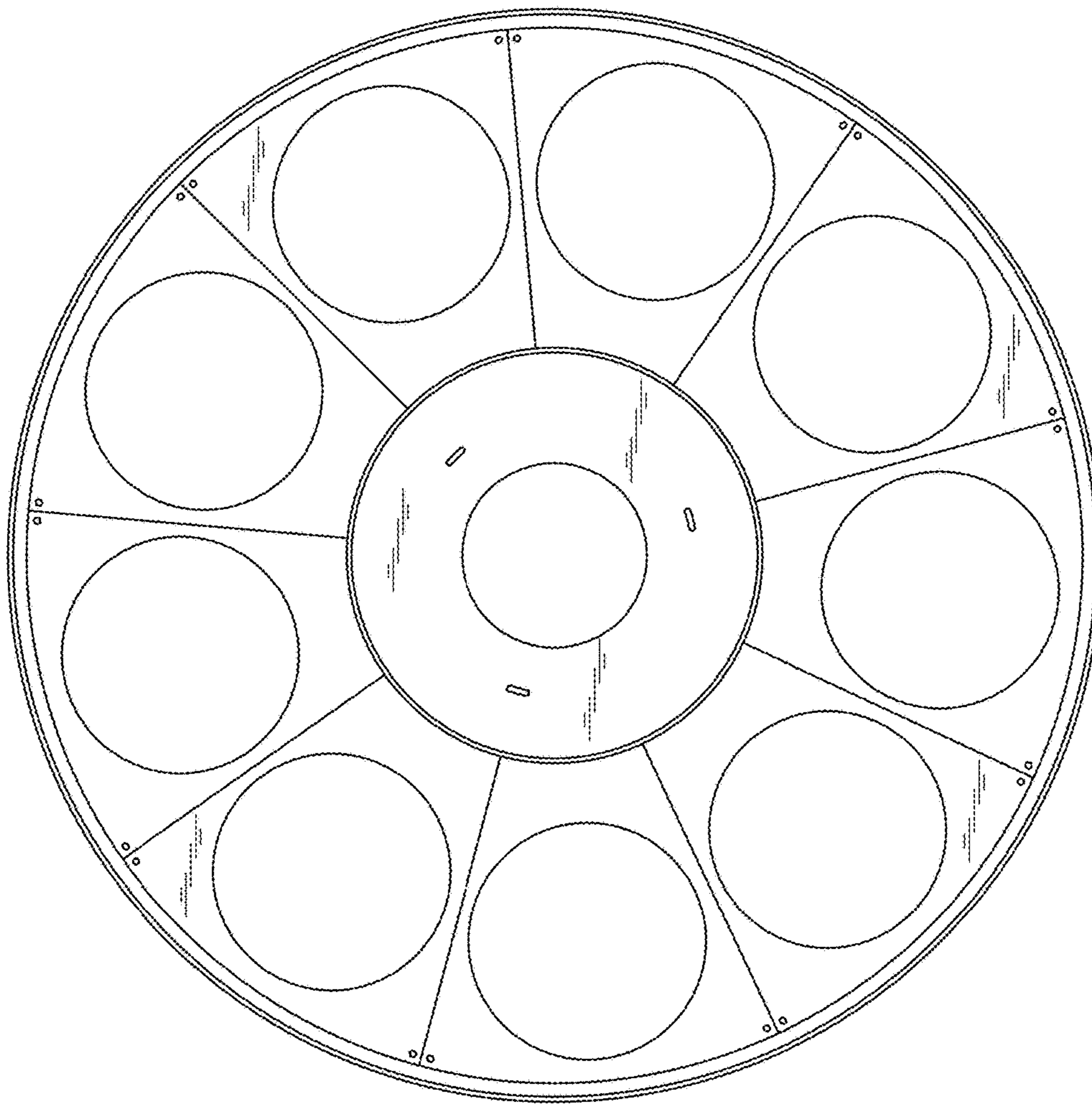


FIG. 2



FIG. 3

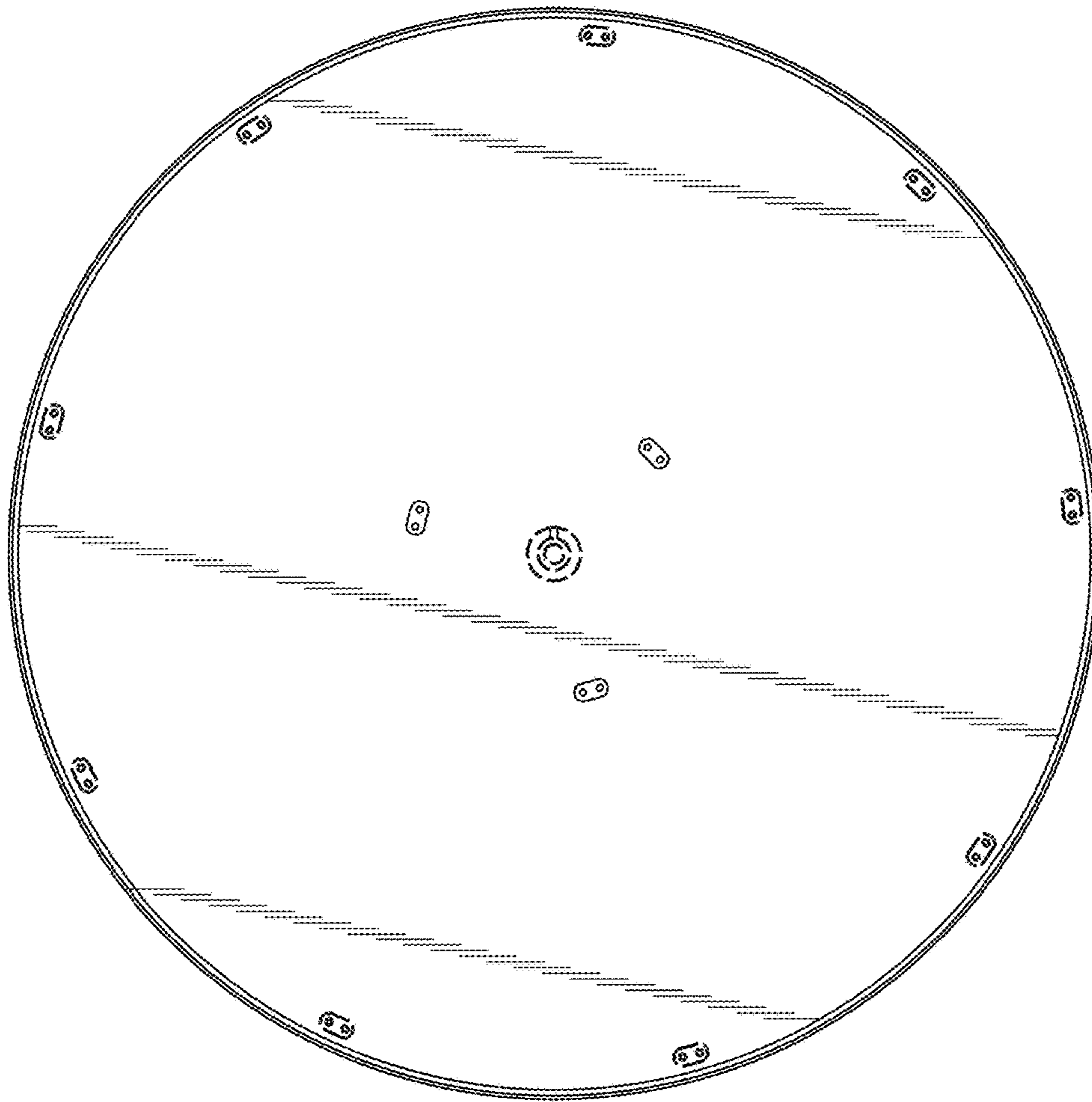


FIG. 4

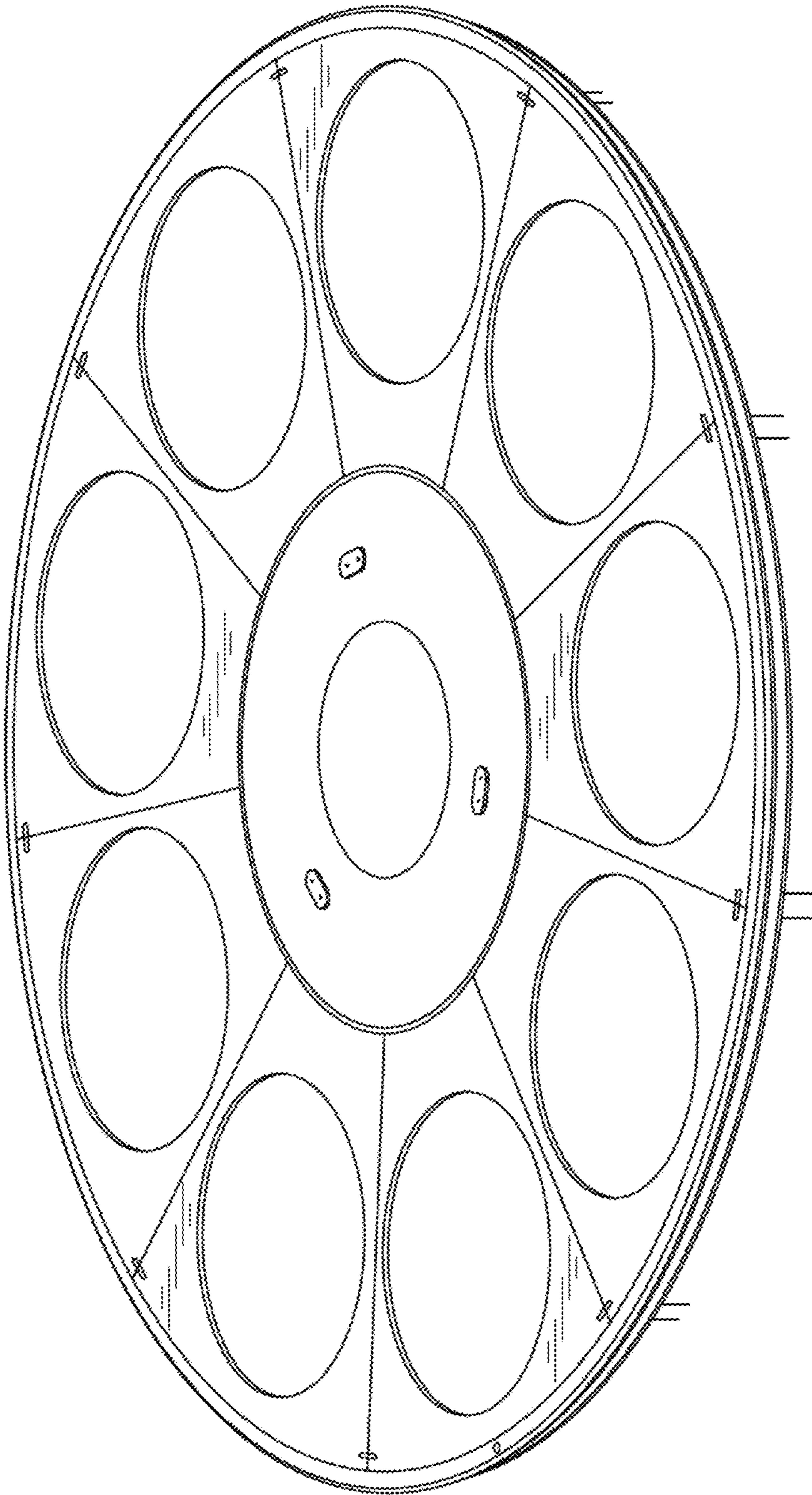


FIG. 5

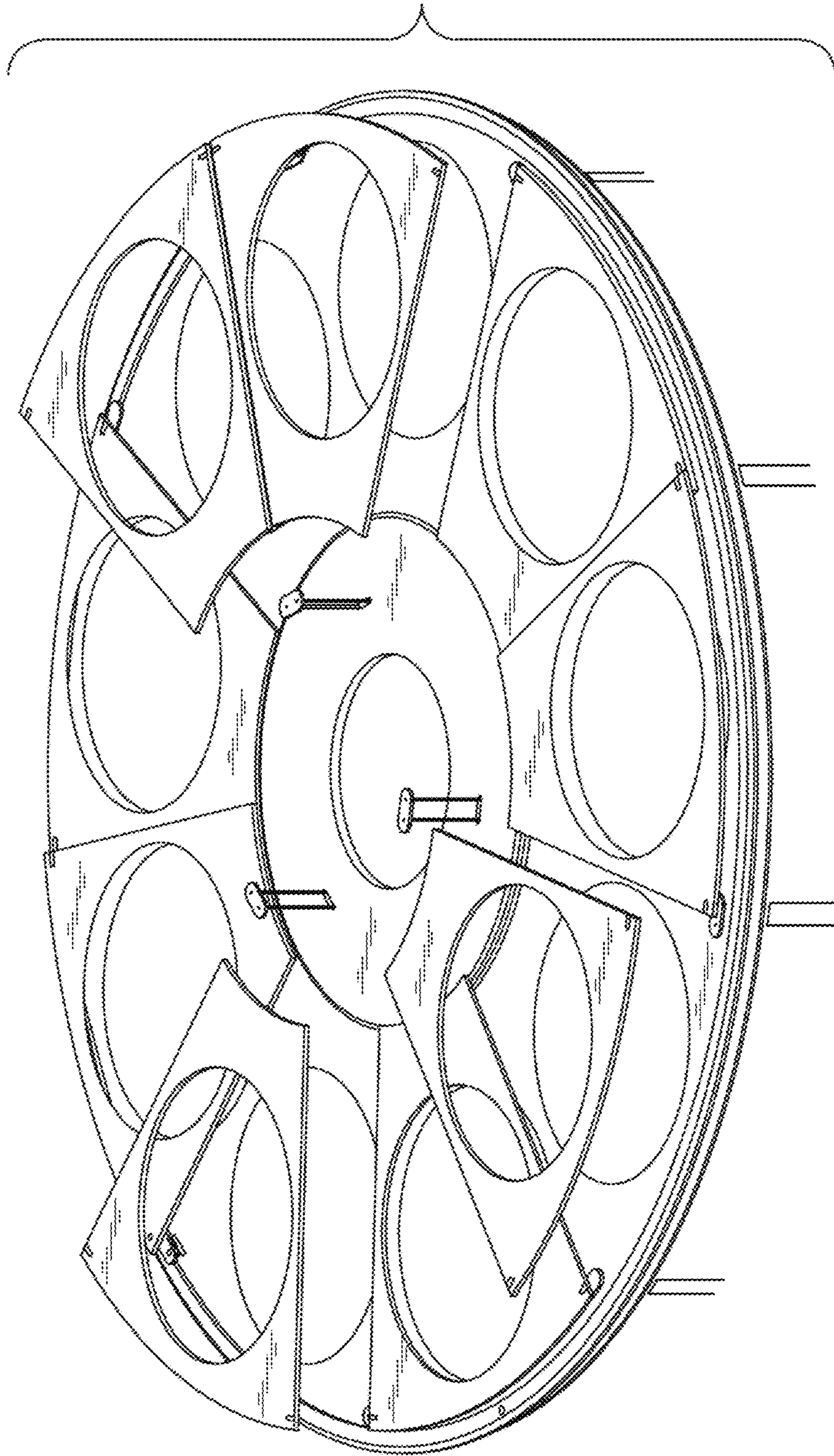


FIG. 6




FIG. 7

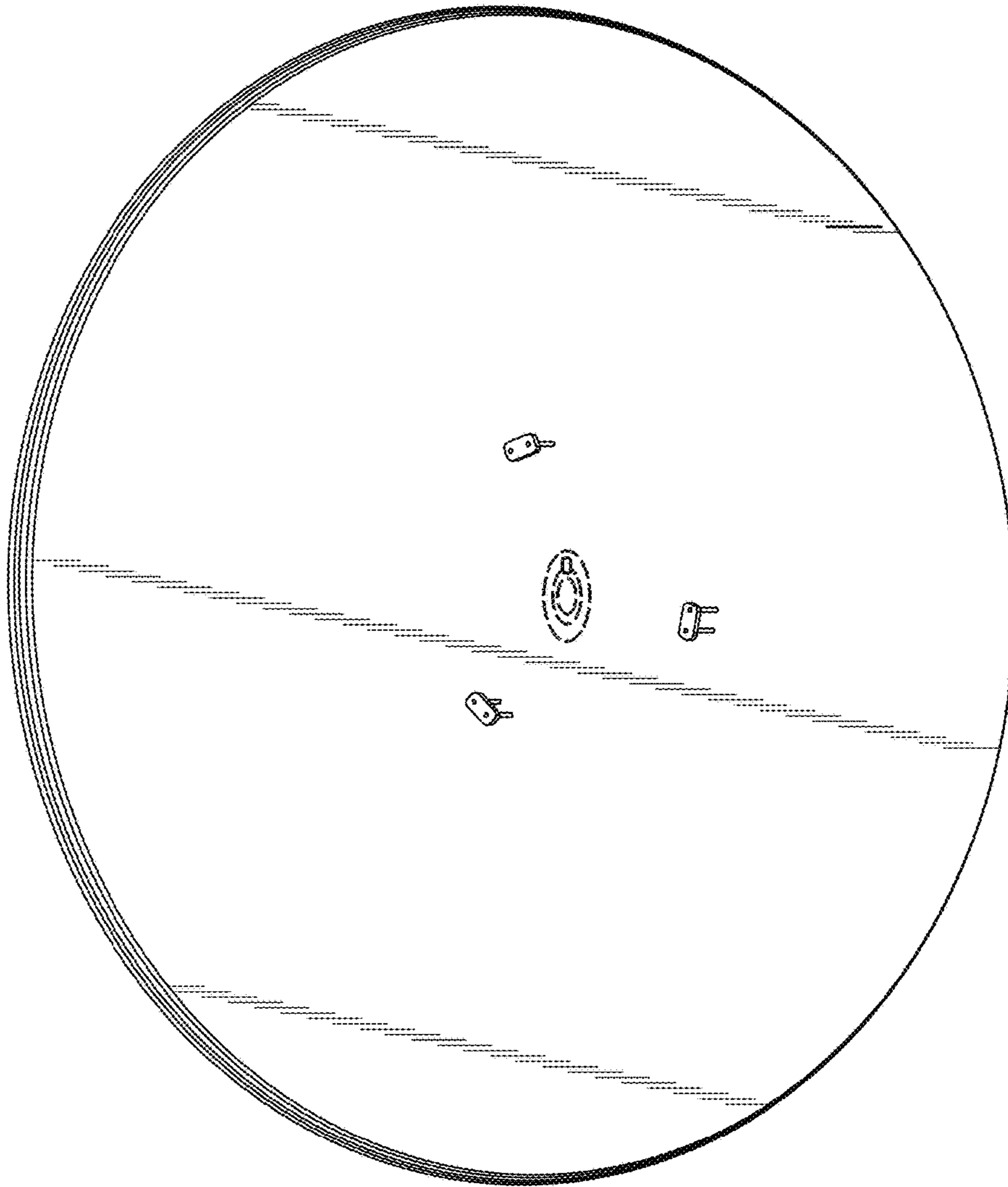


FIG. 8