



US00D866422S

(12) **United States Design Patent** (10) **Patent No.:** **US D866,422 S**
Pinder (45) **Date of Patent:** **** Nov. 12, 2019**

(54) **STEERING WHEEL**

(71) Applicant: **Jaguar Land Rover Limited**, Whitley, Coventry (GB)

(72) Inventor: **Elizabeth Pinder**, Coventry (GB)

(73) Assignee: **Jaguar Land Rover Limited**, Whitley, Coventry (GB)

(**) Term: **15 Years**

(21) Appl. No.: **29/622,923**

(22) Filed: **Oct. 20, 2017**

(30) **Foreign Application Priority Data**

Apr. 21, 2017 (EM) 003866979

(51) **LOC (12) Cl.** **12-16**

(52) **U.S. Cl.**
USPC **D12/176**

(58) **Field of Classification Search**
USPC D12/175, 176
CPC B60R 21/203; B60R 21/05; B62D 1/04
See application file for complete search history.

(56) **References Cited**

U.S. PATENT DOCUMENTS

D707,162 S * 6/2014 Finney D12/175
D798,206 S * 9/2017 Sjogren D12/176
D820,177 S * 6/2018 Buffery D12/176

FOREIGN PATENT DOCUMENTS

CN 302455196 * 6/2013
EM 002087387-0005 * 5/2013

OTHER PUBLICATIONS

<https://www.dailymail.co.uk/sciencetech/article-5092375/Jaguar-Land-Rover-tests-driverless-vehicle-public-roads.html> Nov. 17, 2017 (Year: 2017).*

<https://www.carscoops.com/2015/04/lumma-design-presents-supercharged-rrs/> Apr. 16, 2015 (Year: 2015).*

* cited by examiner

Primary Examiner — Leanne Was-Englehart

(74) *Attorney, Agent, or Firm* — Wood Herron & Evans LLP

(57) **CLAIM**

The ornamental design for a steering wheel, as shown and described.

DESCRIPTION

FIG. 1 is a front left perspective view of a steering wheel according to the present invention.

FIG. 2 is a front right perspective view of the steering wheel shown in FIG. 1.

FIG. 3 is a rear right perspective view thereof.

FIG. 4 is a rear left perspective view thereof.

FIG. 5 is a front view thereof.

FIG. 6 is a rear view thereof.

FIG. 7 is a left side view thereof.

FIG. 8 is a right side view thereof.

FIG. 9 is a top view thereof; and,

FIG. 10 is a bottom view thereof.

1 Claim, 10 Drawing Sheets






FIG. 1



FIG. 2



FIG. 3



FIG. 4




FIG. 5




FIG. 6




FIG. 7




FIG. 8




FIG. 9




FIG. 10