



US00D866414S

(12) **United States Design Patent** (10) **Patent No.:** **US D866,414 S**
Bucher et al. (45) **Date of Patent:** **** Nov. 12, 2019**

(54) **VEHICLE FRONT LOWER BUMPER COVER INSERT**

(71) Applicant: **Ford Global Technologies, LLC**, Dearborn, MI (US)

(72) Inventors: **George Bucher**, Dearborn, MI (US); **Craig S. Metros**, Bloomfield, MI (US); **Dean Carbis**, Bloomfield Hills, MI (US); **Steven Gilmore**, Farmington Hills, MI (US); **Shawn Sung Yu**, Canton, MI (US)

(73) Assignee: **Ford Global Technologies, LLC**, Dearborn, MI (US)

(**) Term: **15 Years**

(21) Appl. No.: **29/632,010**

(22) Filed: **Jan. 4, 2018**

(51) **LOC (12) Cl.** **12-16**

(52) **U.S. Cl.**
USPC **D12/169**

(58) **Field of Classification Search**
USPC D12/163, 164, 165, 166, 167, 168, 169, D12/170, 171, 172, 173, 181
CPC B60K 11/08; B62L 39/16; B60R 19/50; B62D 25/08
See application file for complete search history.

(56) **References Cited**

U.S. PATENT DOCUMENTS

6,328,358	B1 *	12/2001	Berweiler	B60R 19/52	180/68.6
D619,508	S *	7/2010	Choi	D12/164	
D633,012	S *	2/2011	Bauer	D12/163	
D635,897	S *	4/2011	Frei	D12/163	
D640,610	S *	6/2011	Schell	D12/163	
D645,795	S *	9/2011	Ishibashi	D12/163	

D663,656	S *	7/2012	Frenzel	D12/163	
D687,750	S *	8/2013	Frei	D12/163	
D687,751	S *	8/2013	Futschik	D12/163	
D692,358	S *	10/2013	Nakamuta	D12/190	
D699,163	S *	2/2014	Janssen	D12/164	
D701,798	S *	4/2014	Futschik	D12/164	
D711,790	S *	8/2014	Futschik	D12/164	
D721,019	S *	1/2015	Pevovar	D12/163	
D759,551	S *	6/2016	Nakahara	D12/163	
D788,662	S *	6/2017	Minami	D12/190	
D788,663	S *	6/2017	Minami	D12/190	
D788,664	S *	6/2017	Minami	D12/190	
D790,412	S *	6/2017	Dunford	D12/163	
2004/0190985	A1 *	9/2004	Aigner	B60R 19/52	403/329
2006/0119115	A1 *	6/2006	Filip	B60R 19/52	293/115
2006/0237995	A1 *	10/2006	Huttenlocher	B60R 13/005	296/193.1

(Continued)

Primary Examiner — Susan Bennett Hattan

Assistant Examiner — Suzanne E Tisdell


(57) **CLAIM**

The ornamental design for a vehicle front lower bumper cover insert, as shown and described.

DESCRIPTION

FIG. 1 is a front elevational view of a vehicle front lower bumper cover insert, showing our new design; FIG. 2 is a rear elevational view thereof; FIG. 3 is a left side elevational view thereof; FIG. 4 is a right side elevational view thereof; FIG. 5 is a top plan view thereof; FIG. 6 is a bottom plan view thereof; FIG. 7 is a top, front, and left side perspective view thereof; FIG. 8 is a bottom, front, and left side perspective view thereof; and, FIG. 9 is a top, rear, and left side perspective view thereof.

1 Claim, 9 Drawing Sheets



(56)

References Cited

U.S. PATENT DOCUMENTS

2008/0079271 A1* 4/2008 Maruko B60R 19/52
293/102
2009/0256397 A1* 10/2009 Bauernfeind B60K 13/02
296/193.1
2017/0129430 A1* 5/2017 Aizawa B60R 19/18
2017/0137954 A1* 5/2017 Hashimoto B60K 11/08

* cited by examiner




Fig. 1




Fig. 2




Fig. 3




Fig. 4




Fig. 5





Fig. 6

Fig. 7



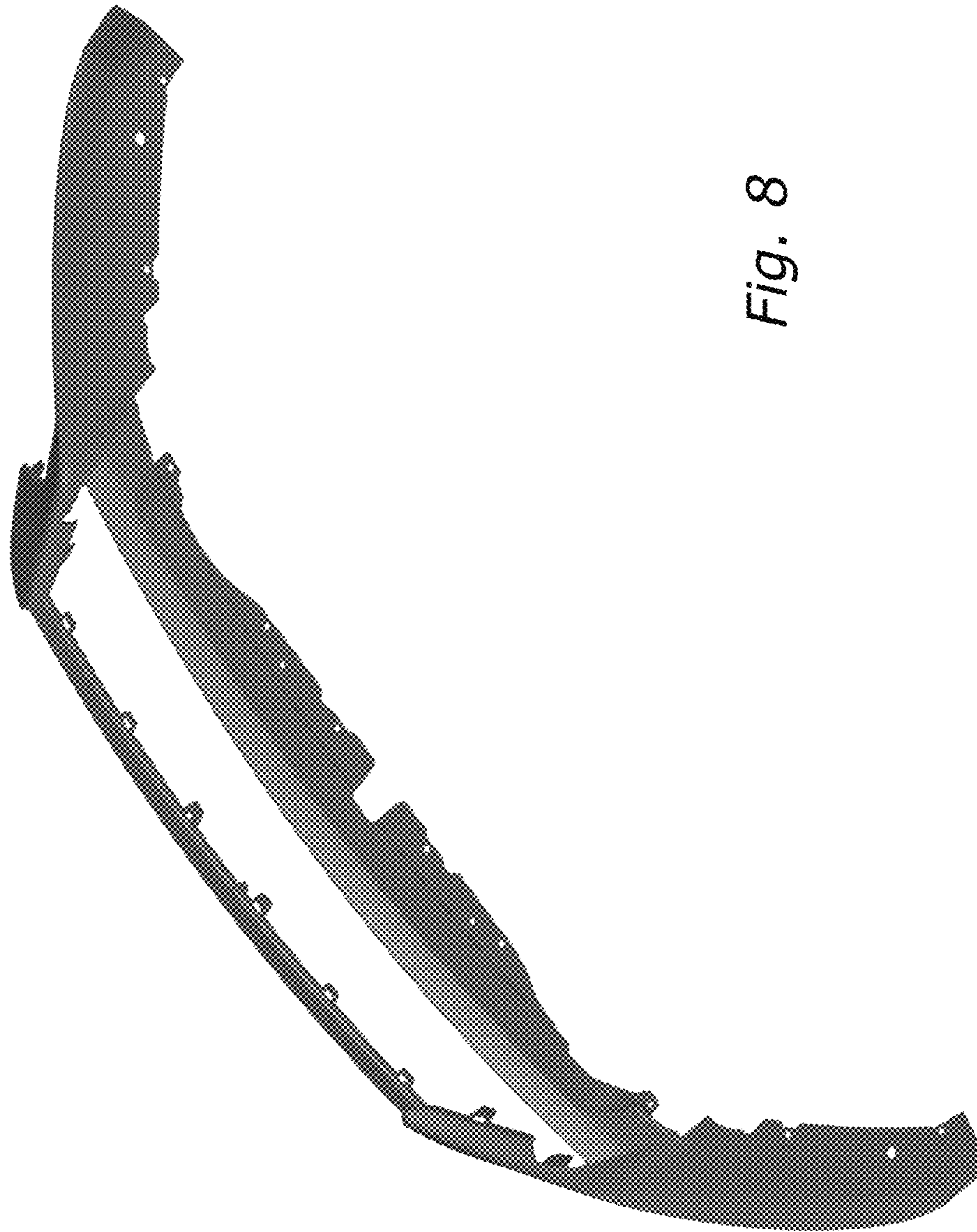


Fig. 8




Fig. 9