



US00D866407S

(12) **United States Design Patent**  
**Herskind**

(10) **Patent No.:** **US D866,407 S**

(45) **Date of Patent:** **\*\* Nov. 12, 2019**

(54) **REAR DERAILLEUR CAGE**

(71) Applicant: **CeramicSpeed Sport A/S**, Holstebro (DK)

(72) Inventor: **Eskild Herskind**, Holstebro (DK)

(73) Assignee: **CeramicSpeed Sport A/S**, Holstebro (DK)

(\*\*) Term: **15 Years**

(21) Appl. No.: **35/502,970**

(22) Filed: **Apr. 24, 2017**

(80) **Hague Agreement Data**

Int. Filing Date: **Apr. 24, 2017**

Int. Reg. No.: **DM/095894**

Int. Reg. Date: **Apr. 24, 2017**

Int. Reg. Pub. Date: **May 12, 2017**

(51) **LOC (12) Cl.** ..... **12-11**

(52) **U.S. Cl.**  
USPC ..... **D12/127**

(58) **Field of Classification Search**  
USPC ..... D12/122, 123, 124, 126, 127  
CPC ..... B62M 9/12; B62M 9/121; B62M 2009/12406; B62M 2009/12413; F16H 55/30; F16H 55/303  
See application file for complete search history.

(56) **References Cited**

**U.S. PATENT DOCUMENTS**

D355,872 S \* 2/1995 Haney ..... D12/127  
D396,205 S \* 7/1998 Kojima ..... D12/124

D406,084 S \* 2/1999 Kojima ..... D12/124  
D424,984 S \* 5/2000 Hanamura ..... D12/124  
D432,056 S \* 10/2000 Hanamura ..... D12/124  
D550,128 S \* 9/2007 Tokumoto ..... D12/124  
D580,304 S \* 11/2008 Okada ..... D12/124  
D607,784 S \* 1/2010 Gisbert ..... D12/123  
D617,690 S \* 6/2010 Tokumoto ..... D12/124  
D675,549 S \* 2/2013 Noborio ..... D12/123  
D749,988 S \* 2/2016 Sgreva ..... D12/123  
2017/0259881 A1 \* 9/2017 Lazzarin ..... B62M 9/126

\* cited by examiner

*Primary Examiner* — George D. Kirschbaum

*Assistant Examiner* — Joseph J Kukella

(74) *Attorney, Agent, or Firm* — Dykema Gossett PLLC

(57) **CLAIM**

The ornamental design for a rear derailleur cage, as shown and described.

**DESCRIPTION**

The patent or application file contains at least one drawing executed in color. Copies of this patent or patent application publication with color drawing(s) will be provided by the Office upon request and payment of the necessary fee.

1. Rear derailleur cage

1.1 : Front, right perspective view of a rear derailleur cage.

1.2 : Front, elevated view of the rear derailleur cage of Fig. 1.1

1.1

1.3 : Right side, elevate view of the rear derailleur cage of Fig. 1.1

In the drawings the portions of the rear derailleur cage shown in yellow wash form no part of the claimed design.

**1 Claim, 3 Drawing Sheets**  
**(3 of 3 Drawing Sheet(s) Filed in Color)**

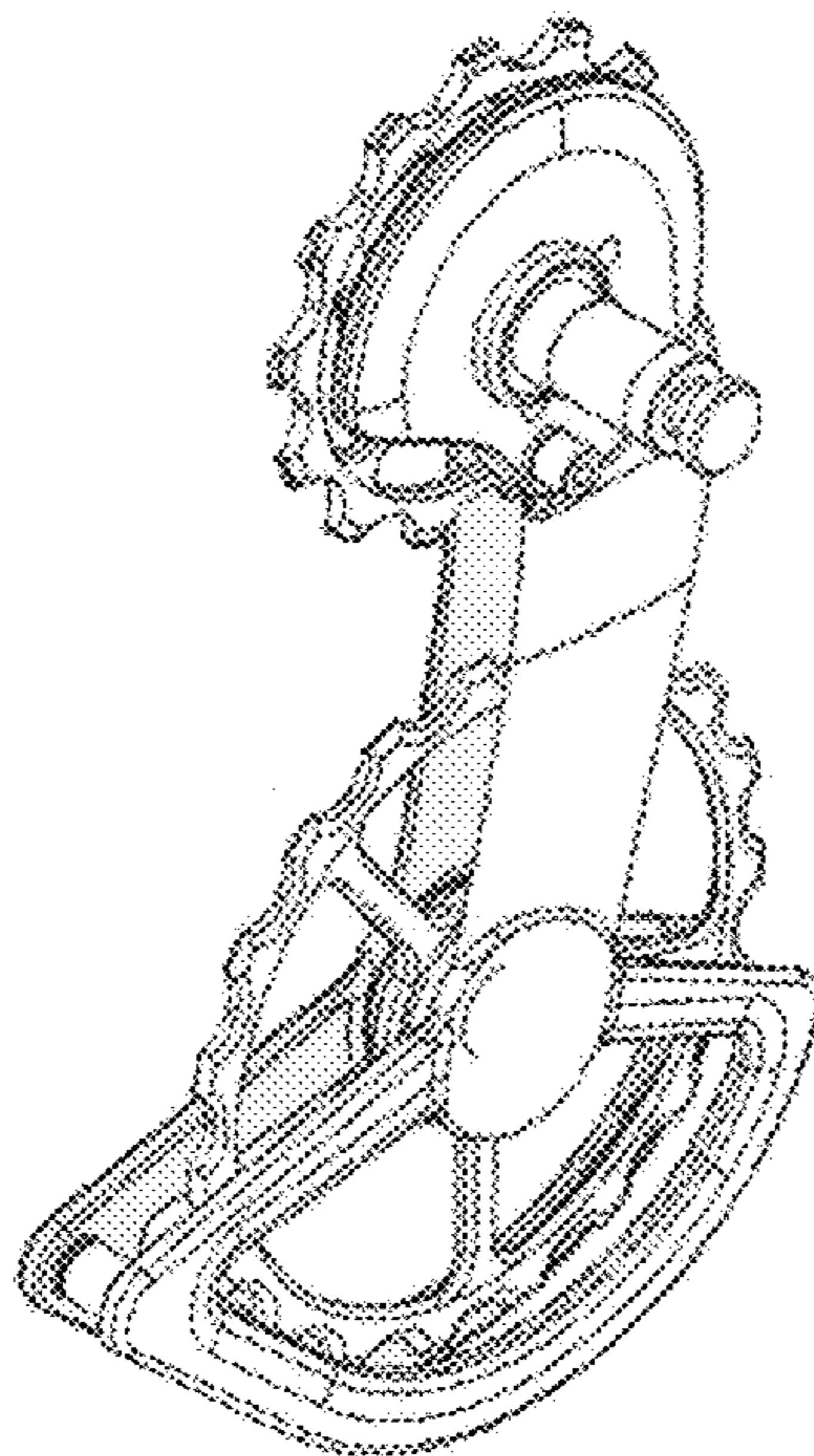


FIG. 1.1

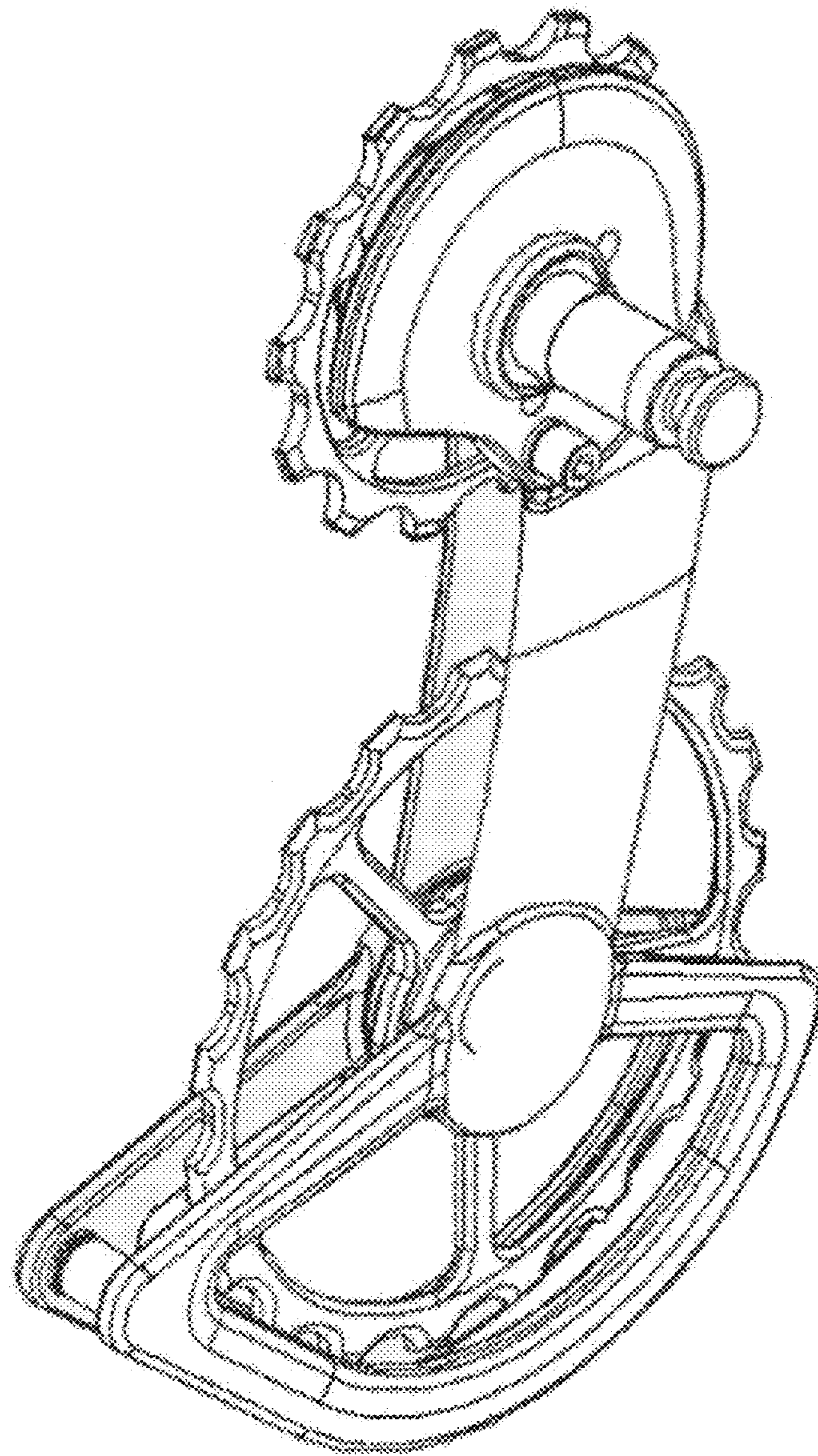


FIG. 1.2

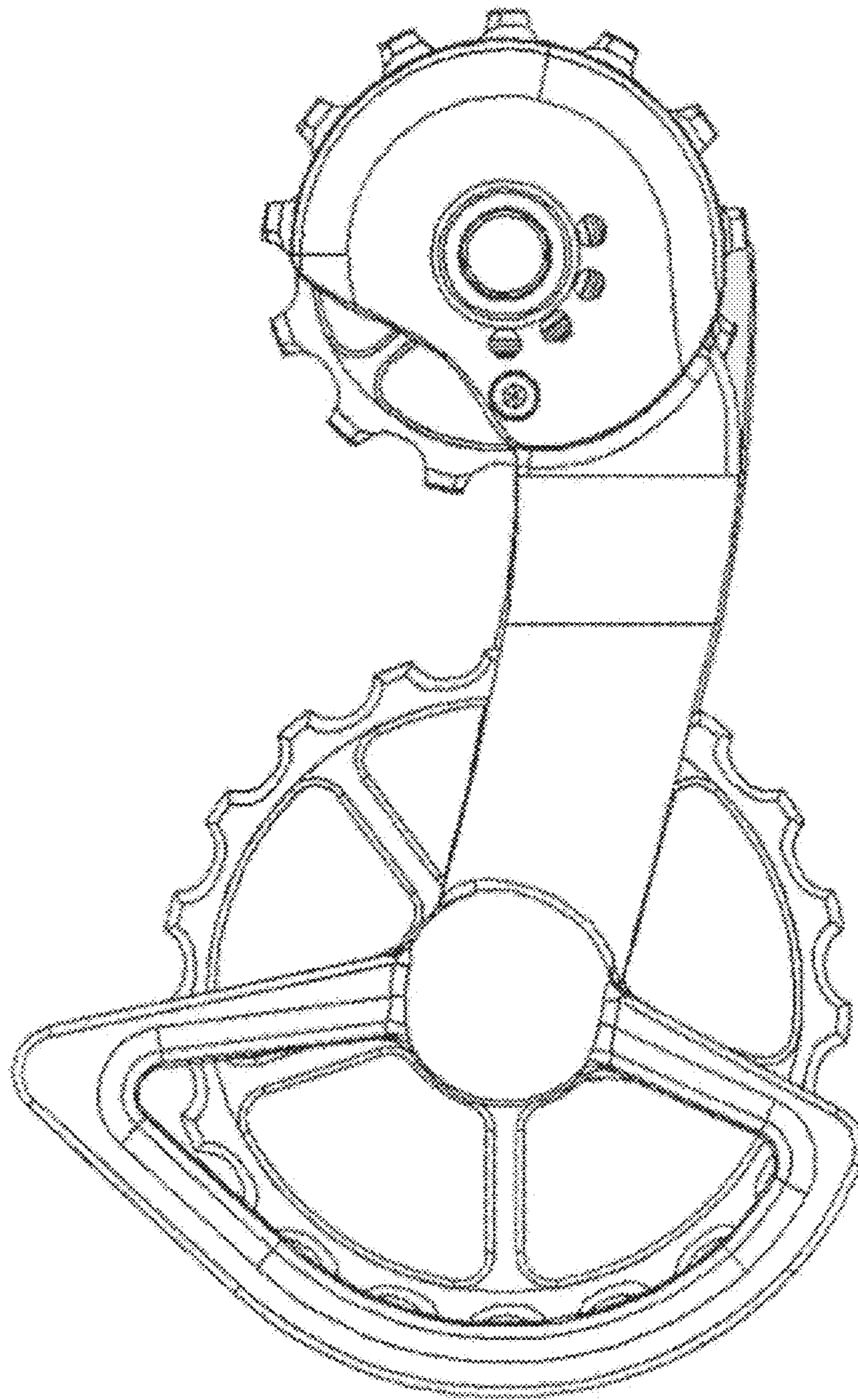


FIG. 1.3

