



US00D866396S

(12) **United States Design Patent**  
**Chen et al.**

(10) **Patent No.:** **US D866,396 S**

(45) **Date of Patent:** **\*\* Nov. 12, 2019**

(54) **AERIAL VEHICLE**

(71) Applicant: **SZ DJI Technology Co., Ltd.**,  
Shenzhen (CN)

(72) Inventors: **Shaojie Chen**, Shenzhen (CN); **Yumian Deng**, Shenzhen (CN)

(73) Assignee: **SZ DJI Technology Co., Ltd.**,  
Shenzhen (CN)

(\*\*) Term: **15 Years**

(21) Appl. No.: **29/658,950**

(22) Filed: **Aug. 3, 2018**

**Related U.S. Application Data**

(63) Continuation of application No. 29/592,589, filed on  
Jan. 31, 2017, which is a continuation of application  
(Continued)

(51) **LOC (12) Cl.** ..... **12-07**

(52) **U.S. Cl.**  
USPC ..... **D12/16.1**

(58) **Field of Classification Search**  
USPC ..... D12/16.1, 319, 323, 326-330, 331, 335,  
D12/343-345; D21/436, 438, 440-443,  
D21/446-451, 453  
(Continued)

(56) **References Cited**

**U.S. PATENT DOCUMENTS**

D695,674 S 12/2013 Nolan et al.  
D710,452 S 8/2014 Barajas et al.  
(Continued)

**FOREIGN PATENT DOCUMENTS**

CN 302814372 S 5/2014  
CN 303142773 S 3/2015  
(Continued)

**OTHER PUBLICATIONS**

Mavic, posted at DJI.com, posted on © 2017, site visited Apr. 11,  
2017, <<http://www.dji.com/mavic>>.

(Continued)

*Primary Examiner* — Barbara Fox  
*Assistant Examiner* — Messina L Smith

(74) *Attorney, Agent, or Firm* — Sterne, Kessler,  
Goldstein & Fox P.L.L.C.

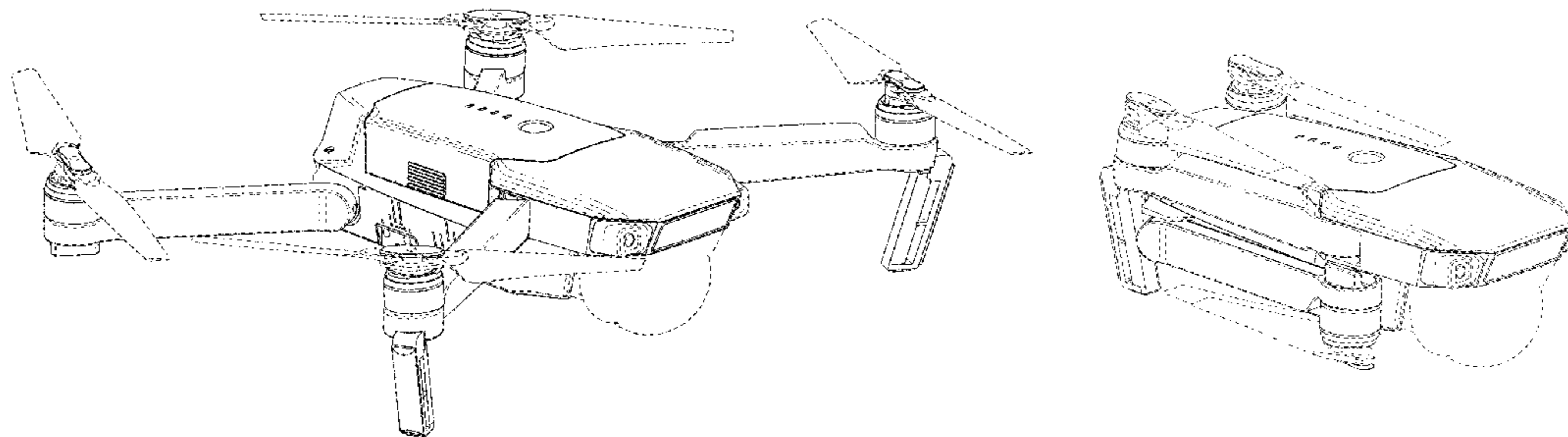
(57) **CLAIM**

The ornamental design for an aerial vehicle, as shown and  
described.

**DESCRIPTION**

FIG. 1 is a top front perspective view of an aerial vehicle  
showing the claimed design;  
FIG. 2 is a front view thereof;  
FIG. 3 is a rear view thereof;  
FIG. 4 is a left side view thereof;  
FIG. 5 is a right side view thereof;  
FIG. 6 is a top view thereof;  
FIG. 7 is a bottom view thereof;  
FIG. 8 is a top front perspective view of the aerial vehicle  
of FIG. 1 in an alternative position;  
FIG. 9 is a front view thereof;  
FIG. 10 is a rear view thereof;  
FIG. 11 is a left side view thereof;  
FIG. 12 is a right side view thereof;  
FIG. 13 is a top view thereof; and,  
FIG. 14 is a bottom view thereof.  
The dashed broken lines in the figures show portions of the  
aerial vehicle that form no part of the claimed design.  
The shade lines in the figures show contour and not surface  
ornamentation.

**1 Claim, 11 Drawing Sheets**



**Related U.S. Application Data**

No. 29/555,483, filed on Feb. 22, 2016, now Pat. No. Des. 814,970.

(58) **Field of Classification Search**

CPC ..... B64C 39/024; B64C 39/00; B64C 27/32; B64C 27/12; B64C 27/08; B64C 2201/024; B64C 2201/00; B64C 2201/021; B64C 2201/12; B64C 2201/123; B64C 2201/146; B64C 1/00; B64C 1/062; B64C 3/10; B64C 11/16; B64C 2203/00; A63H 27/00; A63H 27/02

See application file for complete search history.

(56) **References Cited**

U.S. PATENT DOCUMENTS

D710,454 S	8/2014	Barajas et al.	
D741,779 S	10/2015	Hsiao et al.	
9,296,477 B1	3/2016	Coburn	
D768,539 S	10/2016	Lee	
D768,789 S	10/2016	Fargeau et al.	
D772,991 S	11/2016	Caubel et al.	
D777,263 S	1/2017	Lavagen et al.	
D782,365 S	3/2017	Hung	
9,663,236 B1 *	5/2017	Shiosaki	B64D 27/26
D803,328 S *	11/2017	Lee	D21/441
D805,431 S *	12/2017	Li	D12/16.1
D808,301 S *	1/2018	Goldy	D12/16.1
9,896,195 B2 *	2/2018	Ou	H02G 3/04
D813,724 S *	3/2018	Hu	D12/16.1
D814,973 S *	4/2018	Li	D12/16.1
D816,582 S *	5/2018	Liang	D12/328
D818,872 S *	5/2018	Ho	D12/16.1
D818,874 S *	5/2018	Tian	D12/16.1
D819,749 S *	6/2018	Caubel	D21/449
10,037,028 B2 *	7/2018	Loianno	G08G 5/003
D825,379 S *	8/2018	Gury	D12/16.1
D825,381 S *	8/2018	Meugnier	D12/16.1
D827,723 S *	9/2018	Barajas	D21/442
D827,724 S *	9/2018	Barajas	D21/453
D828,222 S *	9/2018	Yu	D12/16.1
2010/0224721 A1 *	9/2010	Wood	B64C 29/0025 244/12.3

2015/0336670 A1 *	11/2015	Zhang	B64C 1/00 244/119
2016/0062364 A1 *	3/2016	Foinet	A63H 27/14 701/2
2016/0122017 A1 *	5/2016	Welker	B64C 39/024 244/17.23
2016/0236777 A1 *	8/2016	Tang	B64C 39/024
2016/0313732 A1 *	10/2016	Seydoux	G02B 27/0172
2016/0313742 A1 *	10/2016	Wang	G05D 1/0669
2017/0001721 A1 *	1/2017	Saika	B64C 27/48
2017/0078552 A1 *	3/2017	Pochon	H04N 5/2351
2017/0183074 A1 *	6/2017	Hutson	B64C 1/061
2018/0016022 A1 *	1/2018	Ljung	B64C 39/024
2018/0032087 A1 *	2/2018	Line	B64C 39/024
2018/0050799 A1 *	2/2018	Erhart	A63H 27/12
2018/0093781 A1 *	4/2018	Mallinson	B64F 1/04
2018/0095468 A1 *	4/2018	Yang	B64C 39/024
2018/0111685 A1 *	4/2018	Tian	B64C 39/024
2018/0129913 A1 *	5/2018	Vauchier	B64C 39/024
2018/0143636 A1 *	5/2018	Pinto	B64C 39/024
2018/0149947 A1 *	5/2018	Kim	B64C 25/10
2018/0183496 A1 *	6/2018	Gasnier	B64D 47/08
2018/0208301 A1 *	7/2018	Ye	B64C 27/32

FOREIGN PATENT DOCUMENTS

CN	303189591 S	4/2015
CN	303197220 S	5/2015
CN	303274617 S	7/2015
CN	303403033 S	10/2015
CN	303478219 S	12/2015
CN	303562865 S	1/2016
CN	303562867 S	1/2016
CN	205971800 U	2/2017
CN	205998124 U	3/2017
JP	D1538530	11/2015
WO	WO 2010-036419 A2	4/2010

OTHER PUBLICATIONS

DJI Mavic Pro review, posted on CNET.com, posted on Nov. 12, 2016, site visited Apr. 11, 2017, <<https://www.cnet.com/products/dji-mavic-pro/review/>>.  
The DJI Mavic Is Here!, posted at Topfivedrones.com, posted on Sep. 29, 2016, <<http://topfivedrones.com/the-dji-mavic-is-here/>>.

\* cited by examiner

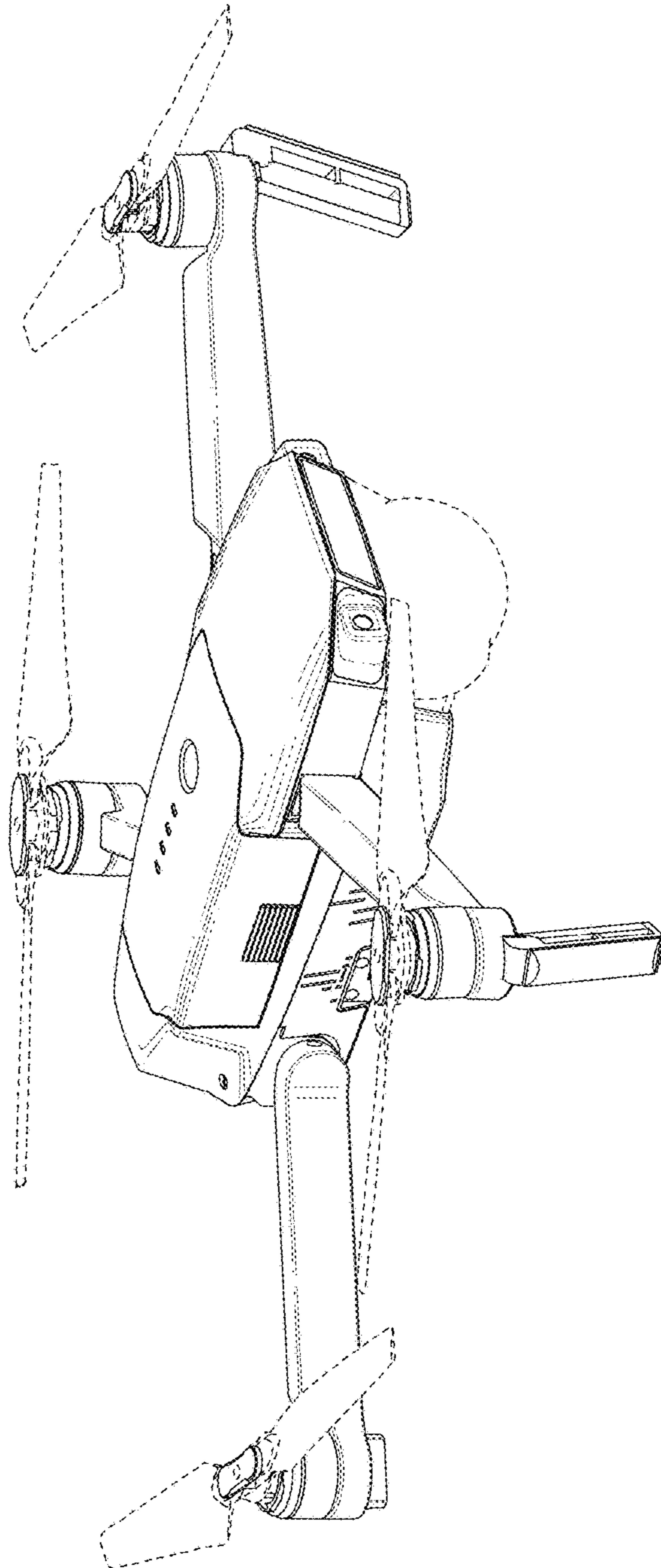


FIG. 1

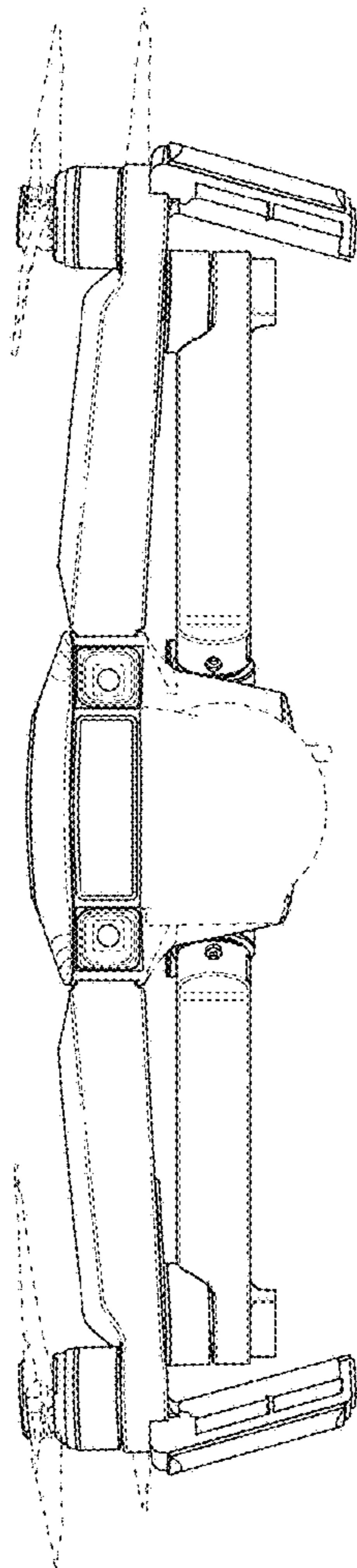


FIG. 2

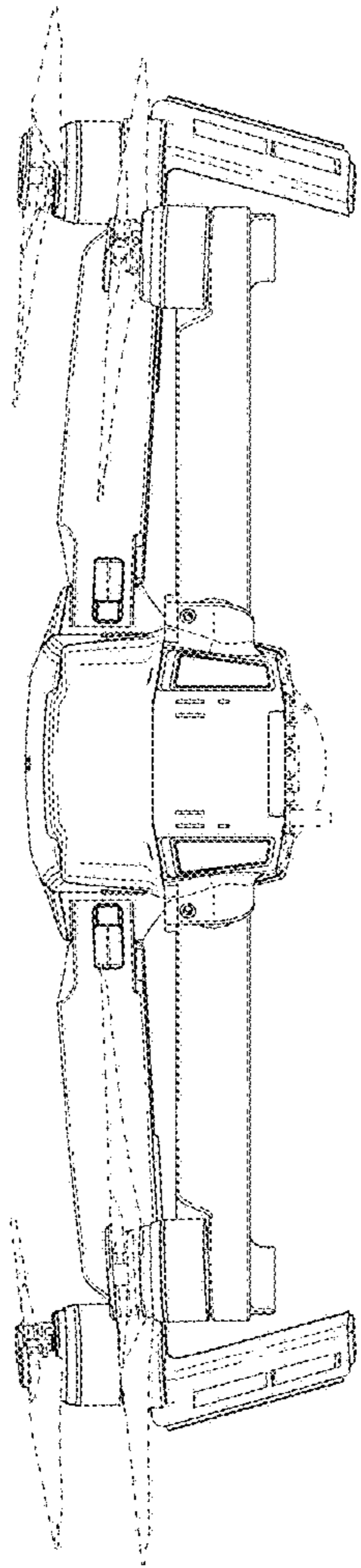


FIG. 3

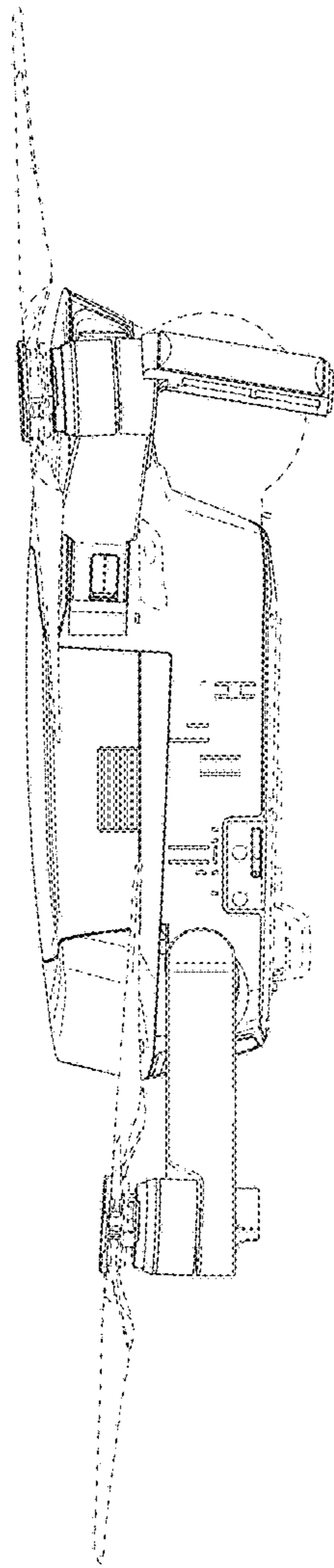


FIG. 4

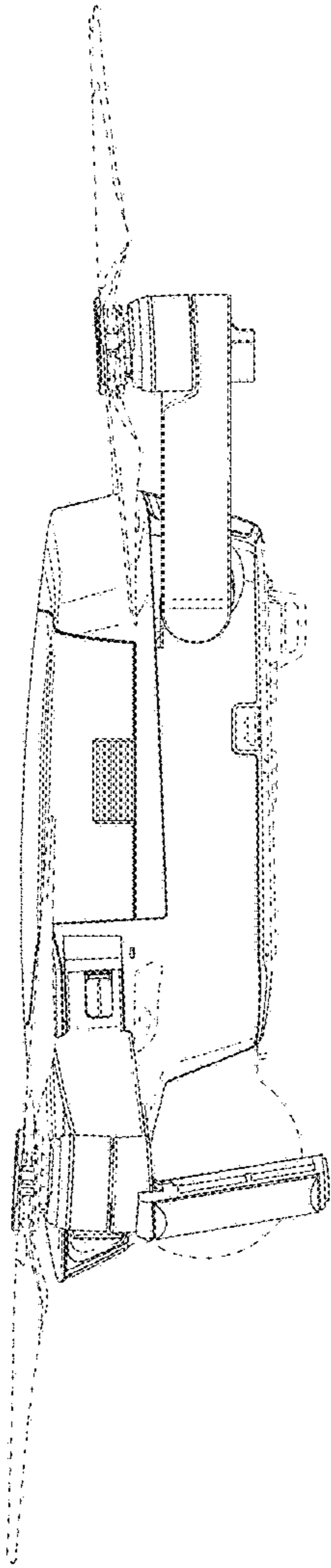


FIG. 5

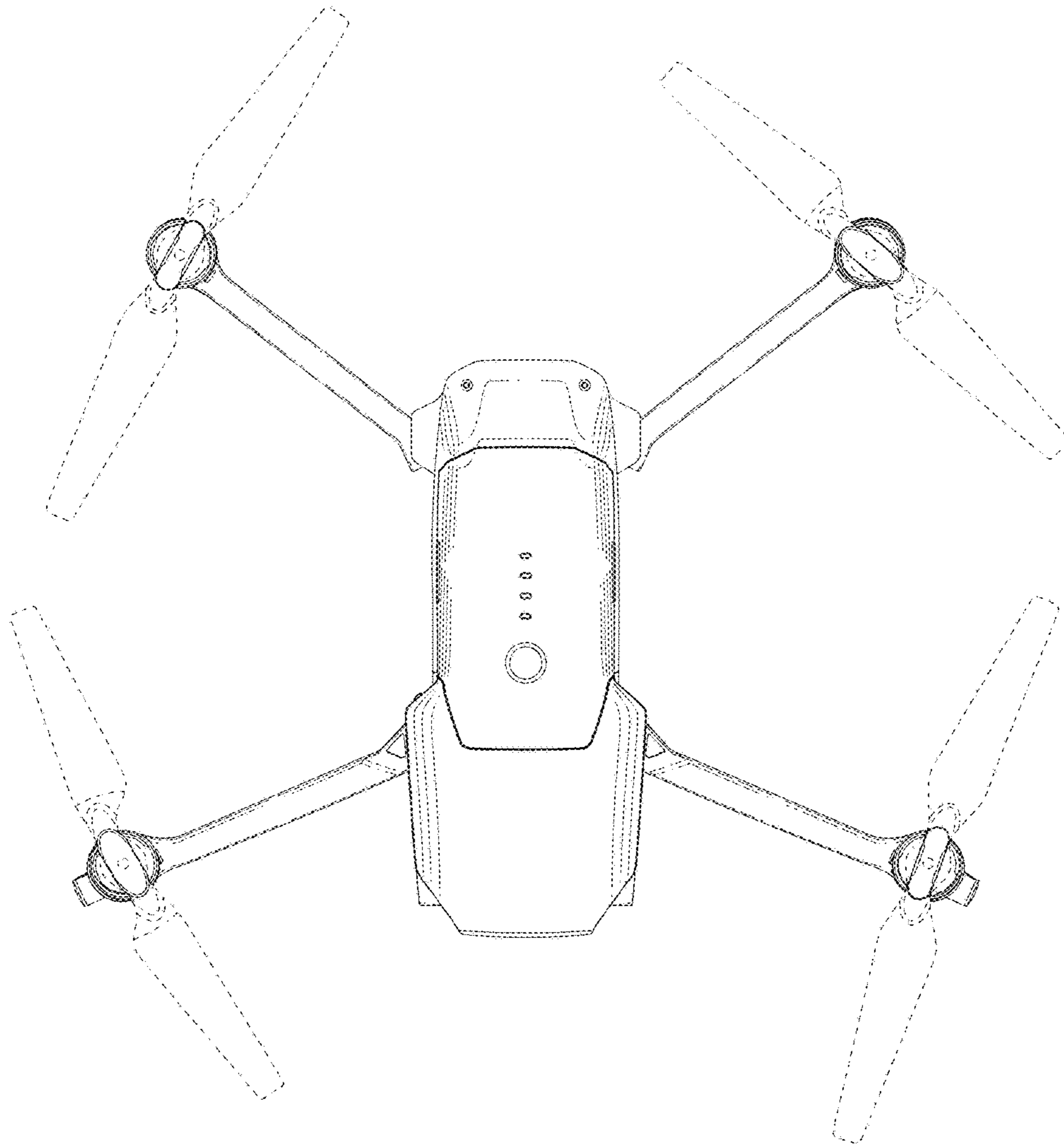


FIG. 6



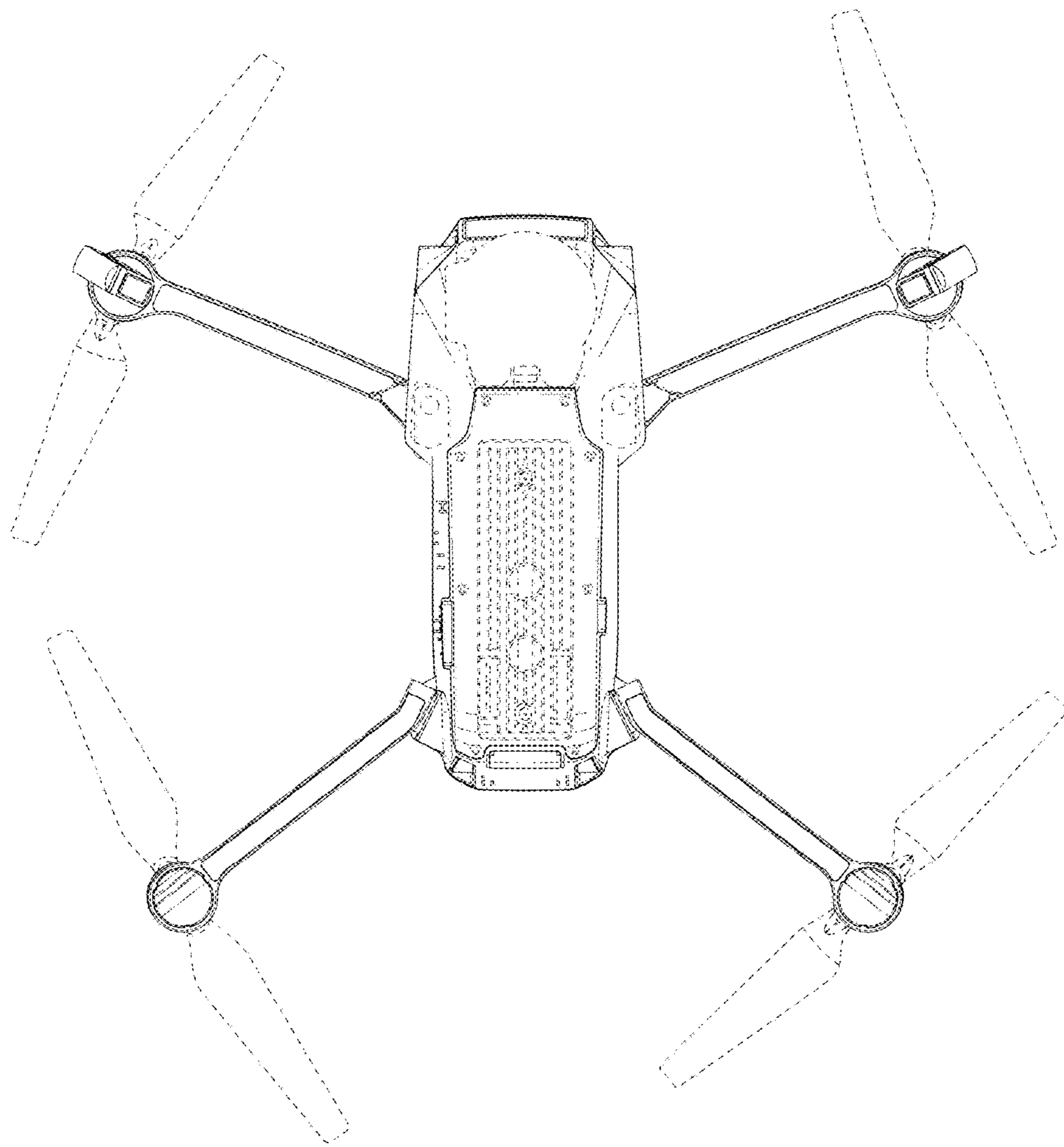


FIG. 7

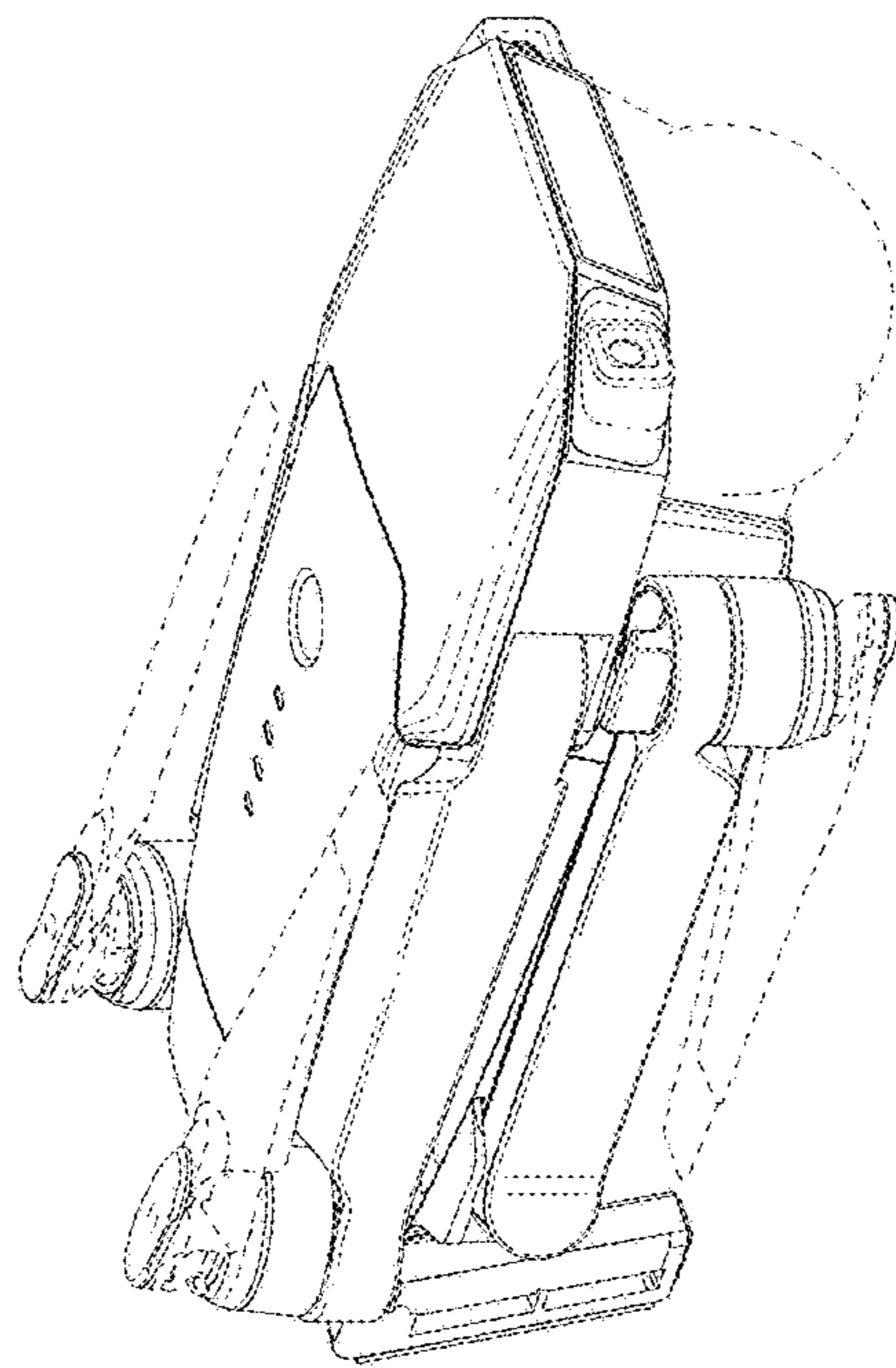


FIG. 8

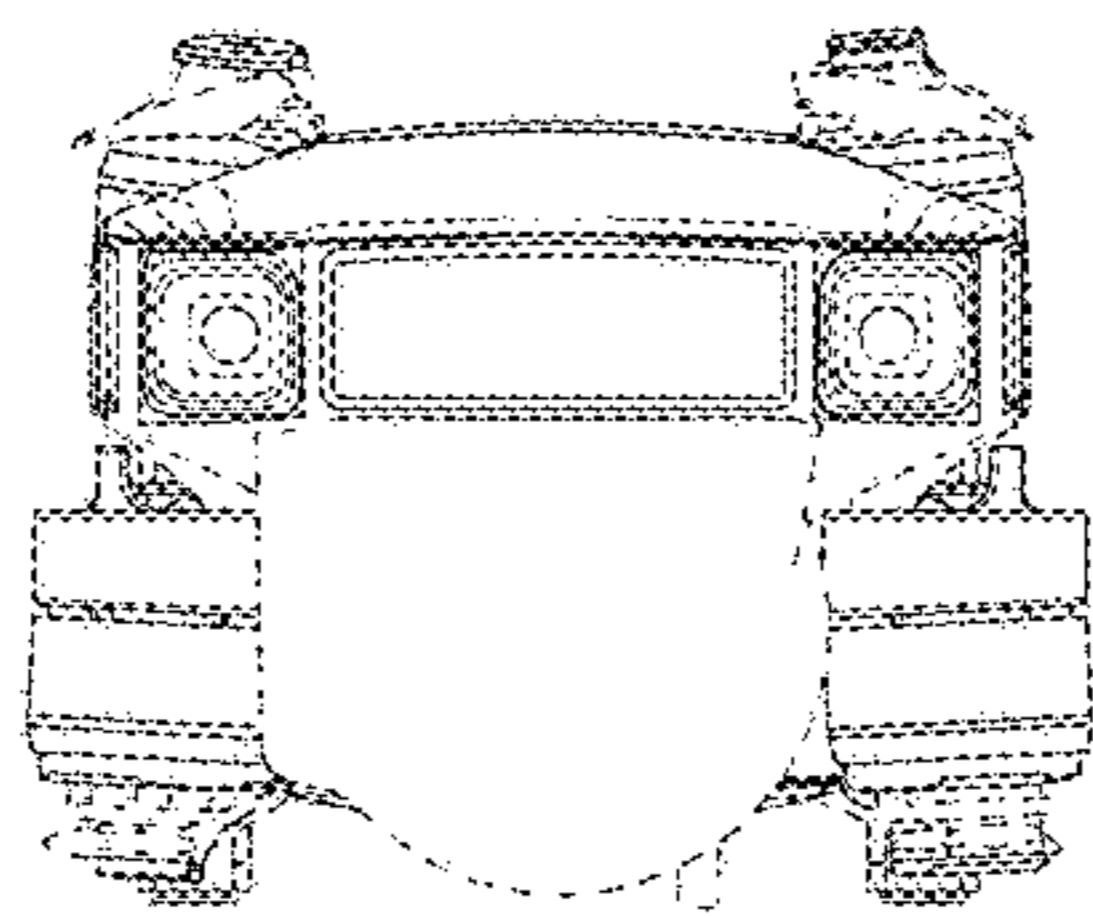


FIG. 9

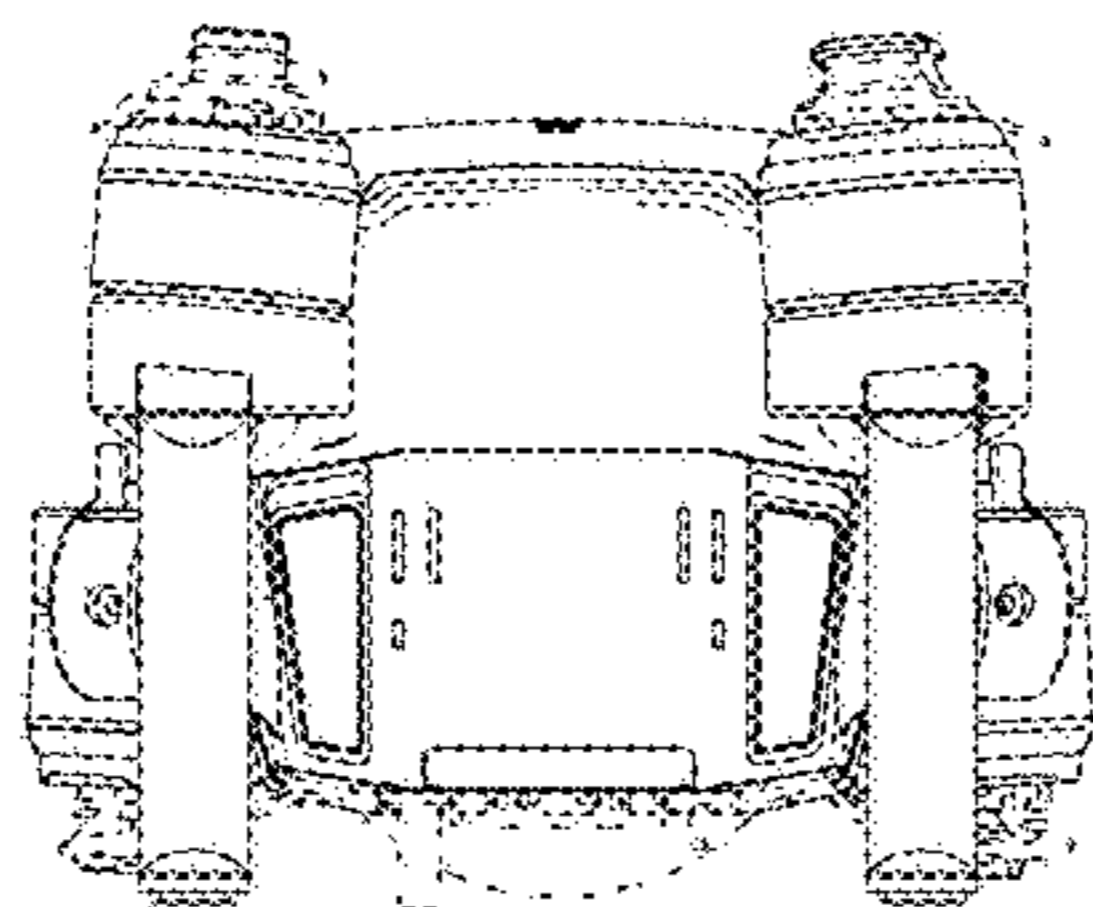


FIG. 10

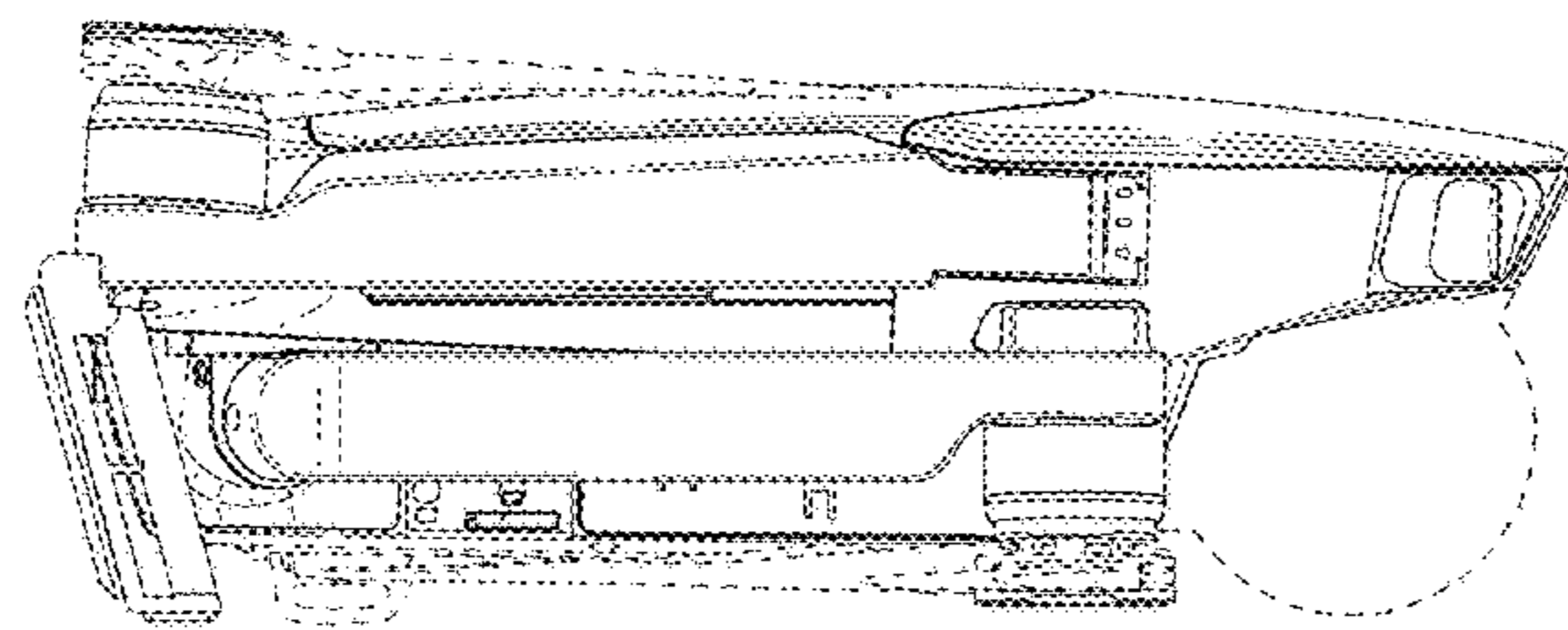


FIG. 11

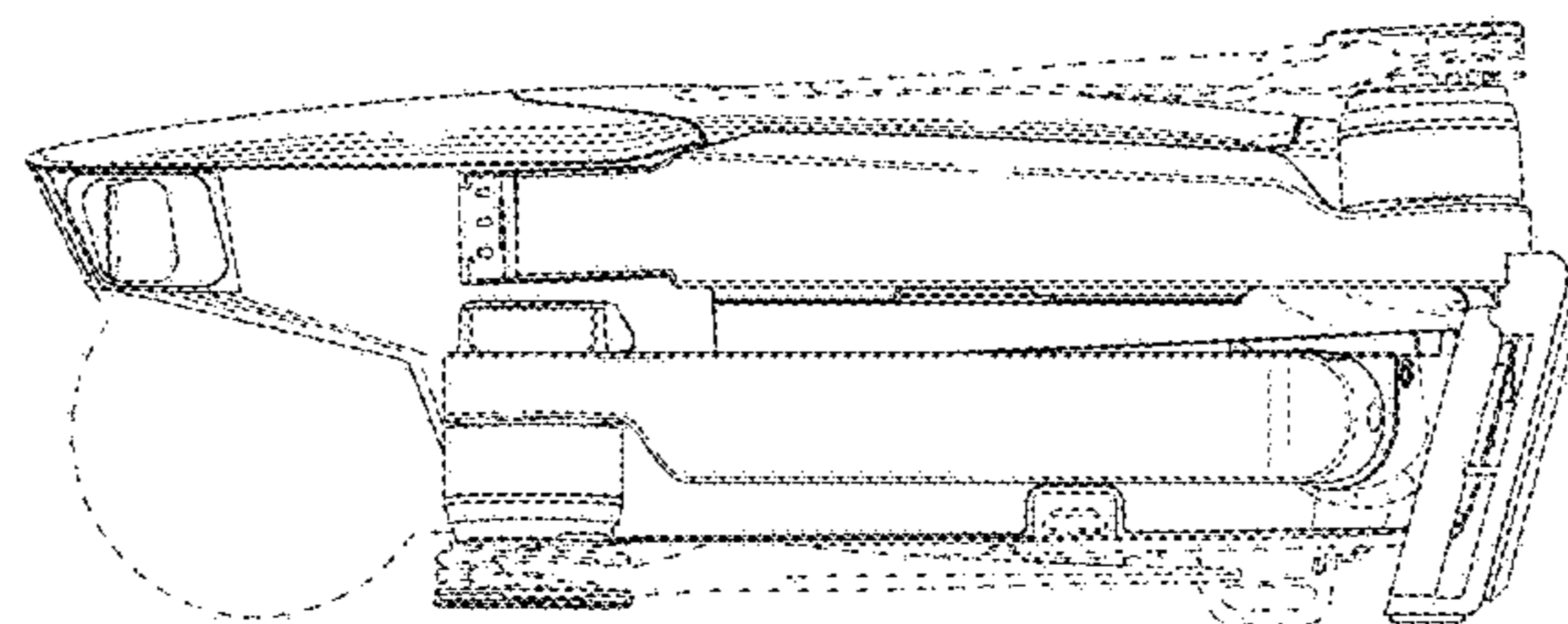


FIG. 12

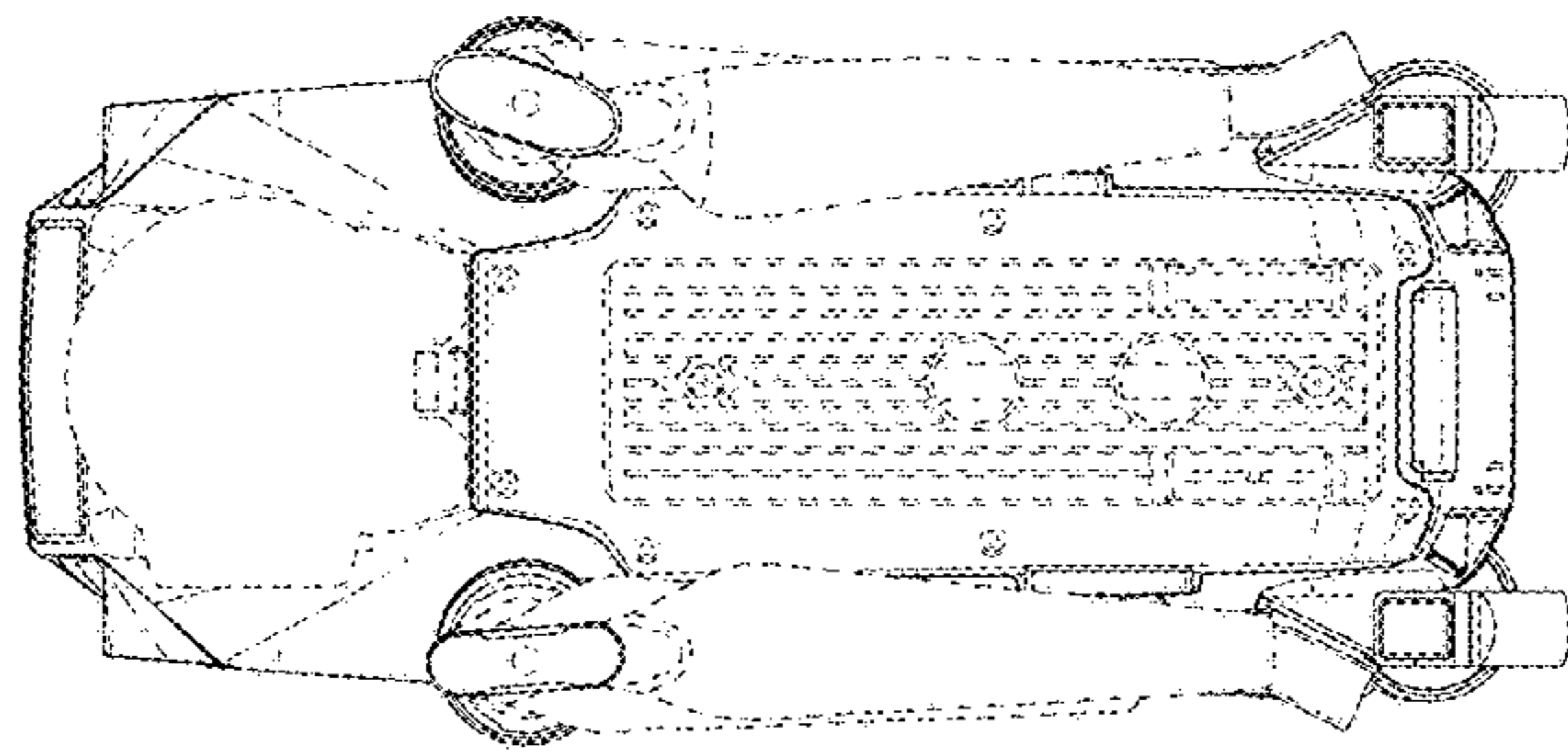


FIG. 14

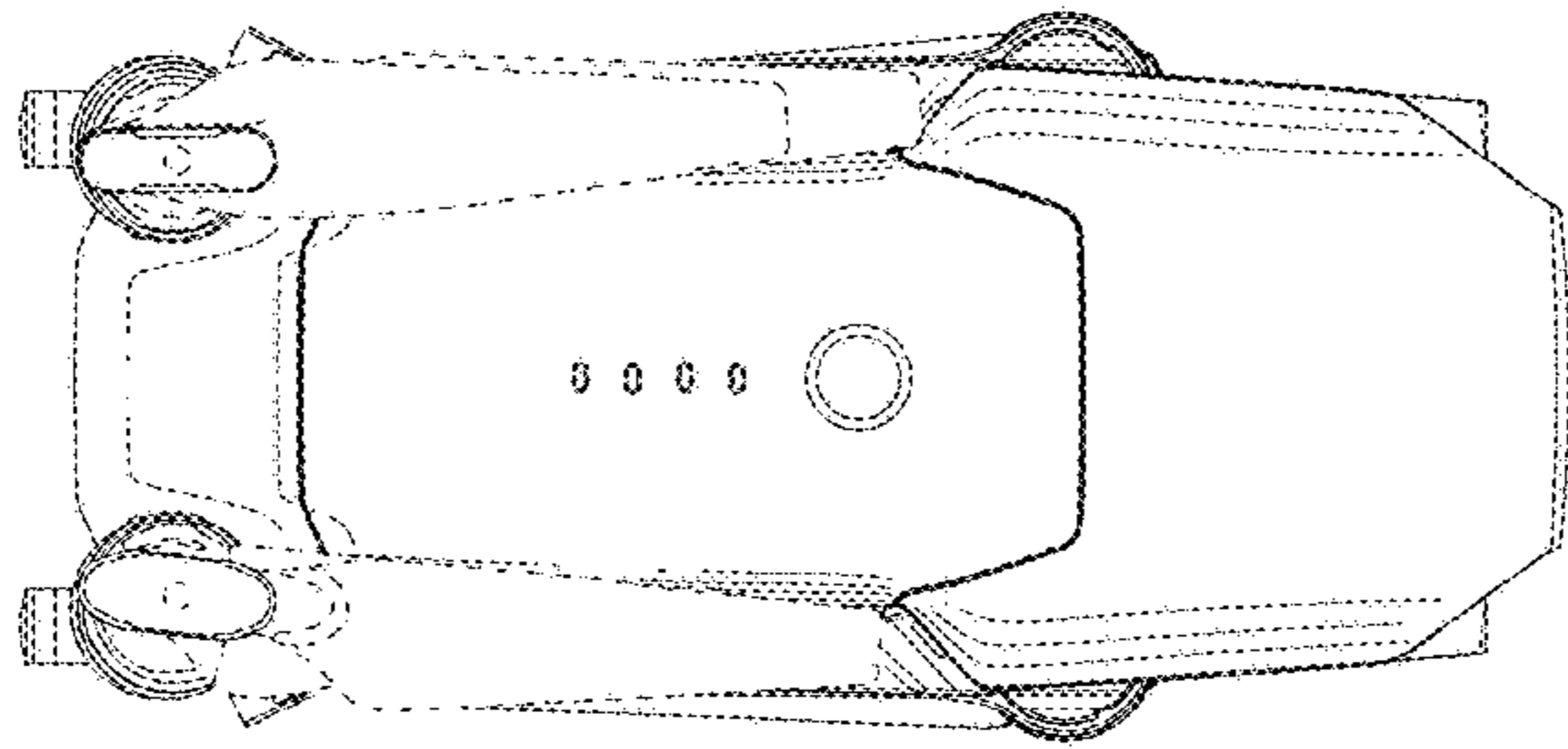


FIG. 13