

US00D866384S

(12) **United States Design Patent** (10) **Patent No.:** **US D866,384 S**  
**Logian et al.** (45) **Date of Patent:** **\*\* Nov. 12, 2019**

(54) **RING**  
(71) Applicants: **Ashot Logian**, New York, NY (US);  
**Arthur Sargsyan**, New York, NY (US)  
(72) Inventors: **Ashot Logian**, New York, NY (US);  
**Arthur Sargsyan**, New York, NY (US)

6,701,747 B2 3/2004 Hartgrove  
6,860,117 B2 3/2005 Turpanjian et al.  
7,269,973 B2 9/2007 Koren  
7,287,400 B1 10/2007 Baum et al.  
7,481,075 B2 1/2009 Lindenman  
D602,807 S \* 10/2009 Colombani ..... D11/92  
8,316,666 B2 11/2012 Patterson  
D754,022 S \* 4/2016 Rosenberg-Pineau ..... D11/91  
(Continued)

(\*\*) Term: **15 Years**

(21) Appl. No.: **29/566,975**

(22) Filed: **Jun. 3, 2016**

FOREIGN PATENT DOCUMENTS

EP 1767113 3/2007  
WO 9912442 3/1991

Related U.S. Application Data

(63) Continuation of application No. 14/277,130, filed on May 14, 2014, now Pat. No. 9,380,843.

(51) **LOC (12) Cl.** ..... **11-01**

(52) **U.S. Cl.**  
USPC ..... **D11/26**

(58) **Field of Classification Search**  
None  
See application file for complete search history.

OTHER PUBLICATIONS

[Online] "Jado Flora—Chocolate Rainbow" <https://jadocrown.com/collections/rings/products/e11>. Retrieved Jul. 6, 2019.\*

(Continued)

*Primary Examiner* — Melanie Pellegrini  
(74) *Attorney, Agent, or Firm* — Gearhart Law, LLC.

(57) **CLAIM**

The ornamental design for a ring, as shown and described.

(56) **References Cited**

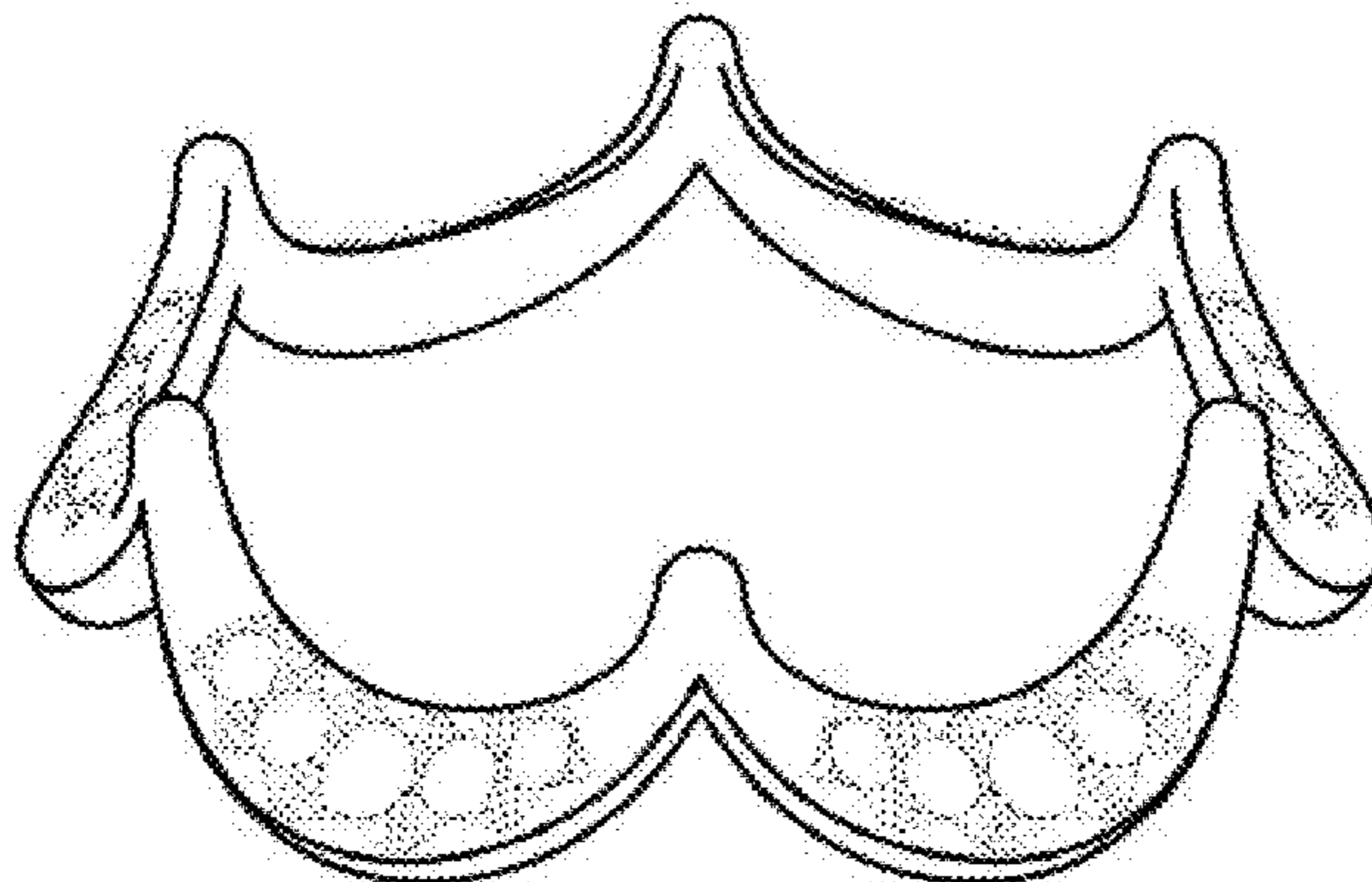
U.S. PATENT DOCUMENTS

D15,489 S \* 10/1884 Heer ..... D8/368  
606,617 A 6/1898 Zirnkilton  
876,902 A 1/1908 Fuller  
D44,329 S \* 7/1913 Ackerman ..... D11/35  
1,338,973 A 4/1920 Brown  
D118,592 S \* 1/1940 Cohn ..... D11/34  
D193,865 S \* 10/1962 Skalet ..... D11/36  
4,841,746 A 6/1989 Chen  
4,932,396 A 6/1990 Garris  
5,419,158 A 5/1995 Sandberg et al.  
6,131,408 A 10/2000 Gill  
6,497,117 B2 12/2002 Ofiesh, II  
6,516,779 B2 3/2003 Foote  
6,594,871 B2 7/2003 Hoffman

**DESCRIPTION**

FIG. 1 is a perspective view of a ring showing my new design.  
FIG. 2 is a top view of the ring as shown FIG. 1.  
FIG. 3 is a bottom view of FIG. 1.  
FIG. 4 is a left side view of FIG. 1.  
FIG. 5 is a right side view of FIG. 1.  
FIG. 6 is a rear view of FIG. 1; and,  
FIG. 7 is a front view of FIG. 1.  
The broken lines shown in the drawings illustrate portions of the ring that form no part of the claimed design.

**1 Claim, 5 Drawing Sheets**



(56)

**References Cited**

U.S. PATENT DOCUMENTS

D754,023 S \* 4/2016 Dholakiya ..... D11/92  
D755,073 S \* 5/2016 Rosenberg-Pineau ..... D11/91  
D763,115 S \* 8/2016 Nisguretsky ..... D11/34  
D788,633 S \* 6/2017 Rosenberg-Pineau ..... D11/91  
2006/0090511 A1 5/2006 Boone  
2007/0186584 A1 8/2007 Varcin  
2009/0151395 A1 6/2009 Louuk et al.  
2014/0345322 A1\* 11/2014 Logian ..... A44C 13/00  
63/12

OTHER PUBLICATIONS

<http://www.fantasyjewelrybox.com./r9401.html>; Internet page printed  
on Mar. 19, 2003.

\* cited by examiner

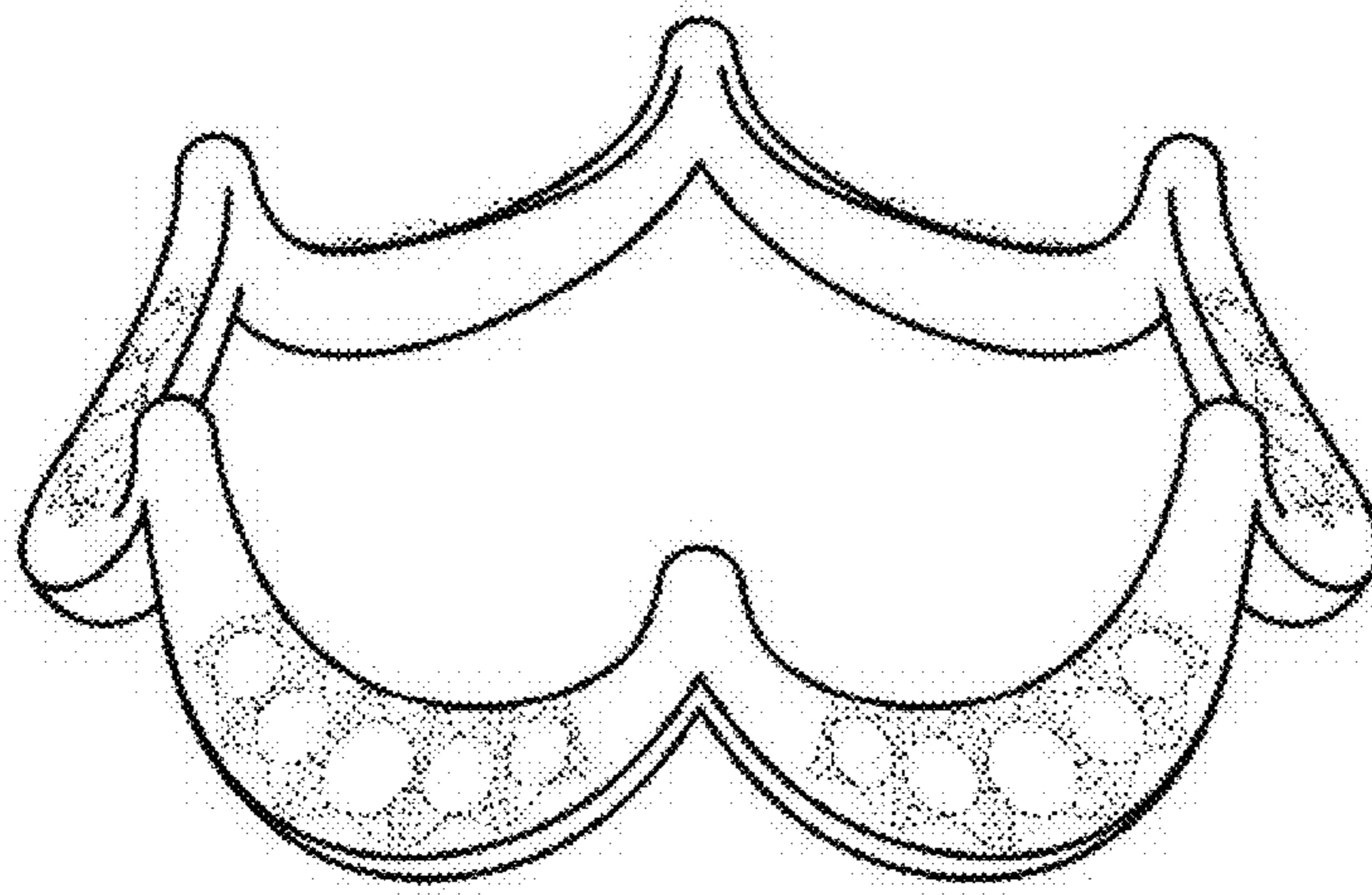


FIG. 1

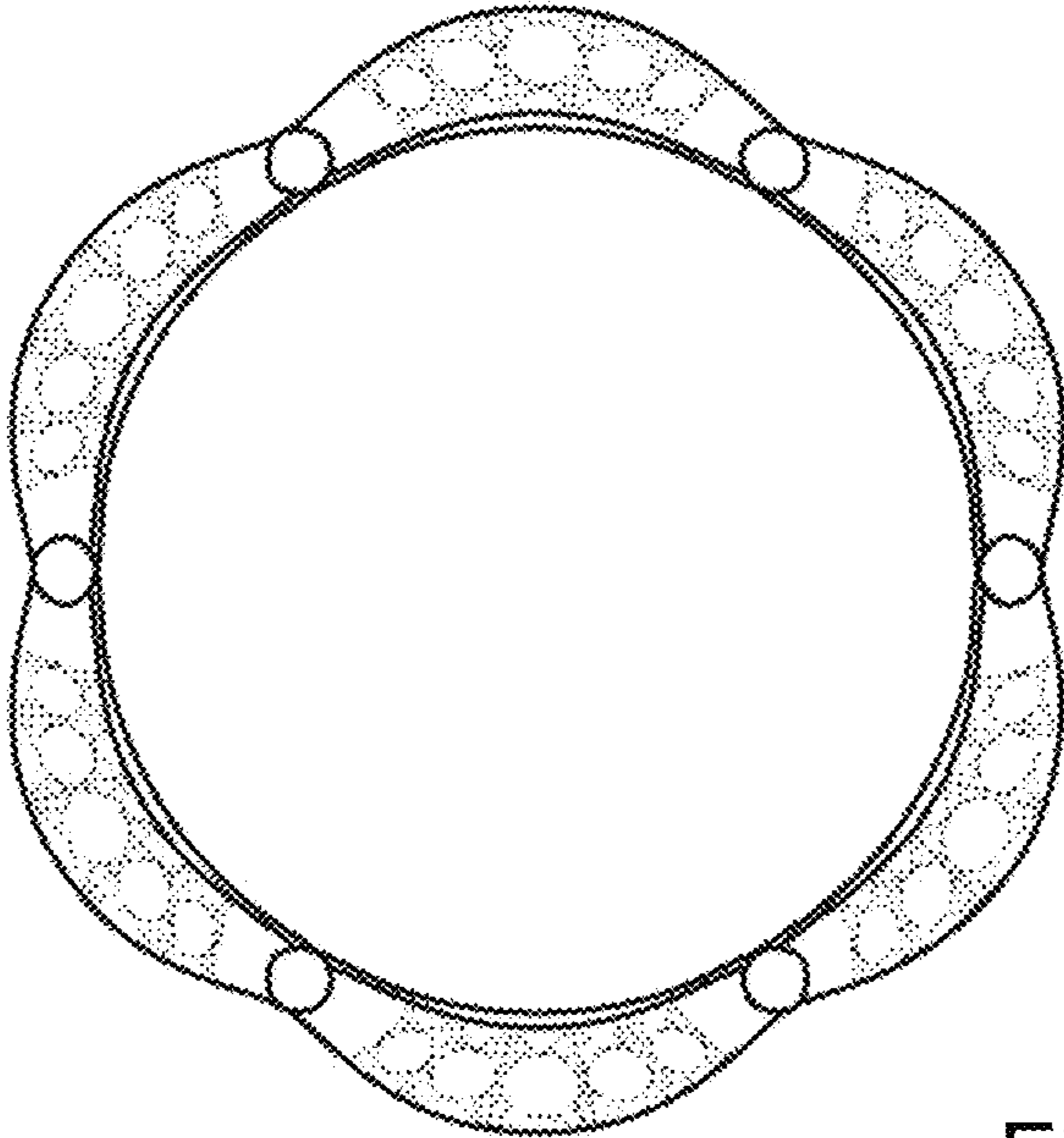


FIG. 2

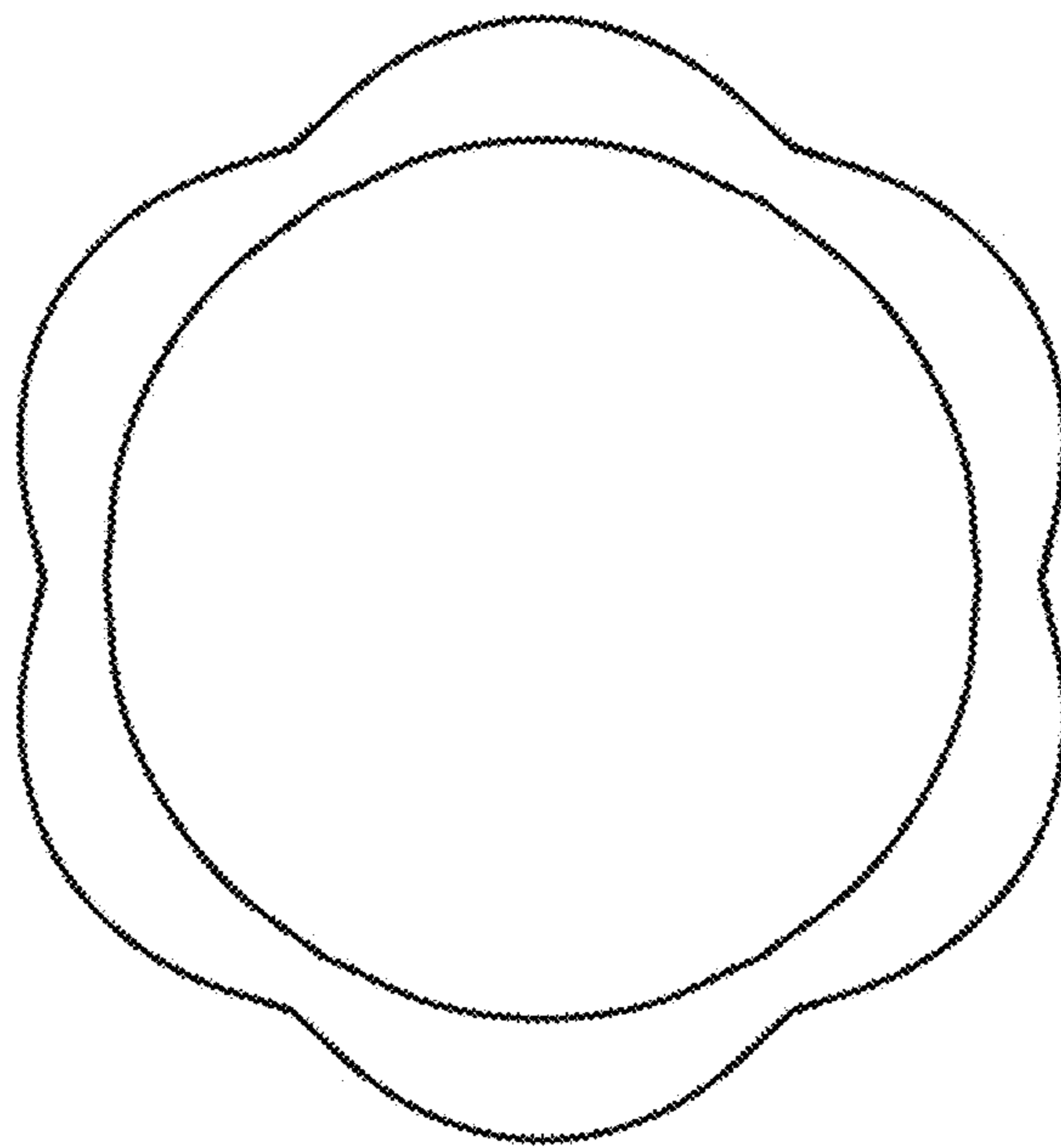


FIG. 3




FIG. 4




FIG. 5

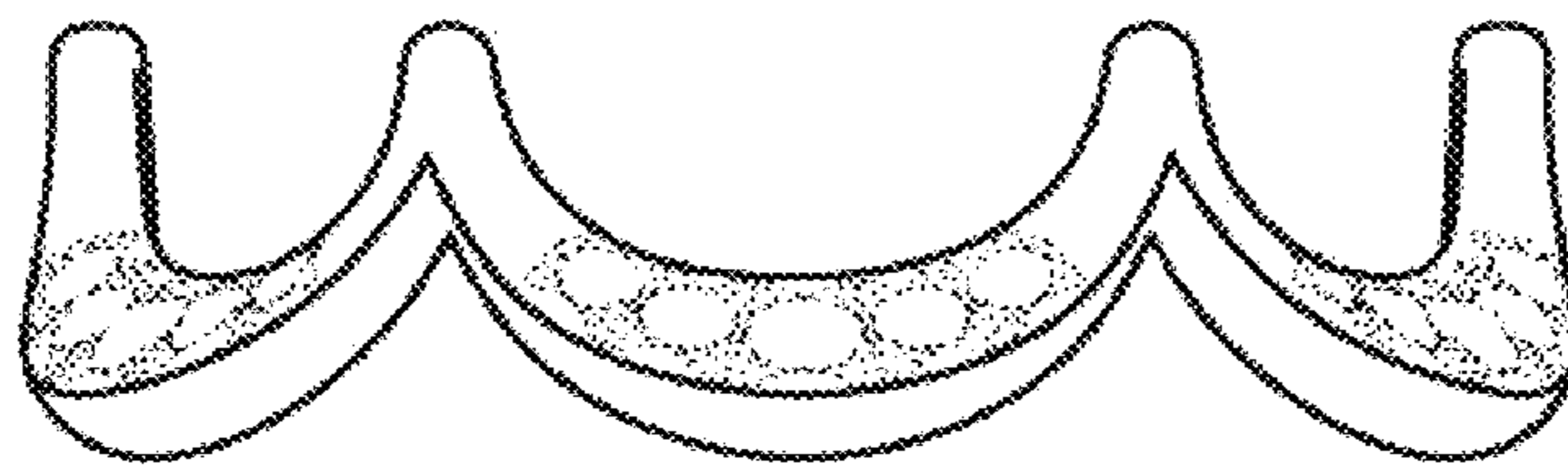


FIG. 6

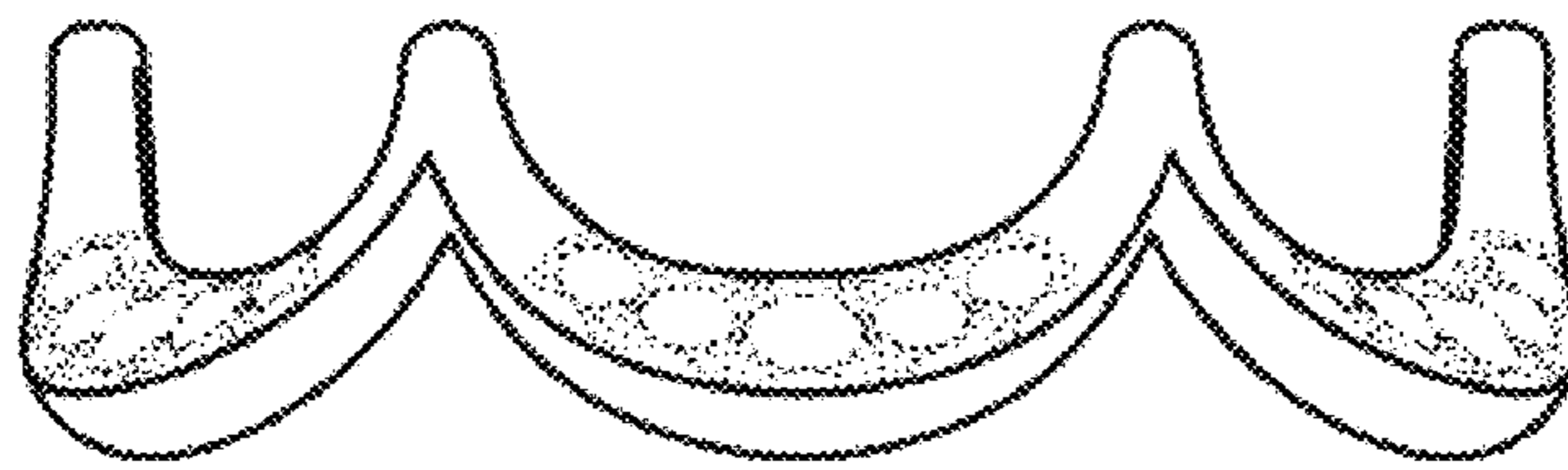


FIG. 7