



US00D866349S

(12) **United States Design Patent** (10) **Patent No.:** **US D866,349 S**
Boulangéot (45) **Date of Patent:** **** Nov. 12, 2019**

(54) **WATCH** 7,121,117 B2 * 10/2006 Gruosi-Scheufele
A44C 17/0291
63/1.14
(71) Applicant: **Cartier International AG**, Steinhausen
(CH) D599,684 S * 9/2009 Chastaingt D10/39
D747,657 S * 1/2016 Abdourahim D10/30
D747,980 S * 1/2016 Abdourahim D10/30
(72) Inventor: **Sophie Boulangéot**, Geneva (CH) D759,506 S * 6/2016 Rabassa D10/122
D765,533 S * 9/2016 Gueit D10/128
(73) Assignee: **Cartier International AG**, Steinhausen
(CH) D767,415 S * 9/2016 Abdourahim D10/30
D770,308 S * 11/2016 Candamil D10/39
D811,259 S * 2/2018 Magallanes-Leal D11/8
D814,942 S * 4/2018 Buonamassa Stigliani ... D10/30
(**) Term: **15 Years** (Continued)

(21) Appl. No.: **29/649,313**

OTHER PUBLICATIONS

(22) Filed: **May 29, 2018**

Cartier Libre Collection | posted at watchesbysjx.com Dec. 2017 [online]. © 2011-2019 SJX [retrieved Feb. 26, 2019] from Internet: <<http://watchesbysjx.com/2017/12/cartier-classics-reimagined-with-cartier-libre-plus-the-user-limited-edition.html>> (Year: 2017).*

(30) **Foreign Application Priority Data**

Nov. 30, 2017 (WO) DM/099082

(51) **LOC (12) Cl.** **10-02**

Primary Examiner — Sandra S Snapp

(52) **U.S. Cl.**
USPC **D10/30**

Assistant Examiner — Katherine Glennon

(58) **Field of Classification Search**
USPC D10/1-2, 6, 10, 30-39, 40-41, 102-103,
D10/122-129, 132; D11/3, 40, 44, 76;
D14/344, 440

(74) *Attorney, Agent, or Firm* — Taft Stettinius & Hollister LLP

CPC G04B 37/00; G04B 37/005; G04B 37/22;
G04B 17/00; G04B 19/223; G04B 19/24;
G04B 45/00; G04B 45/0061; G04B
45/0069; G04B 45/0076; G04B 45/0084;
A45C 11/10; A45C 11/12; A45C 13/008
See application file for complete search history.

(57) **CLAIM**

The ornamental design for a watch, as shown and described.

(56) **References Cited**

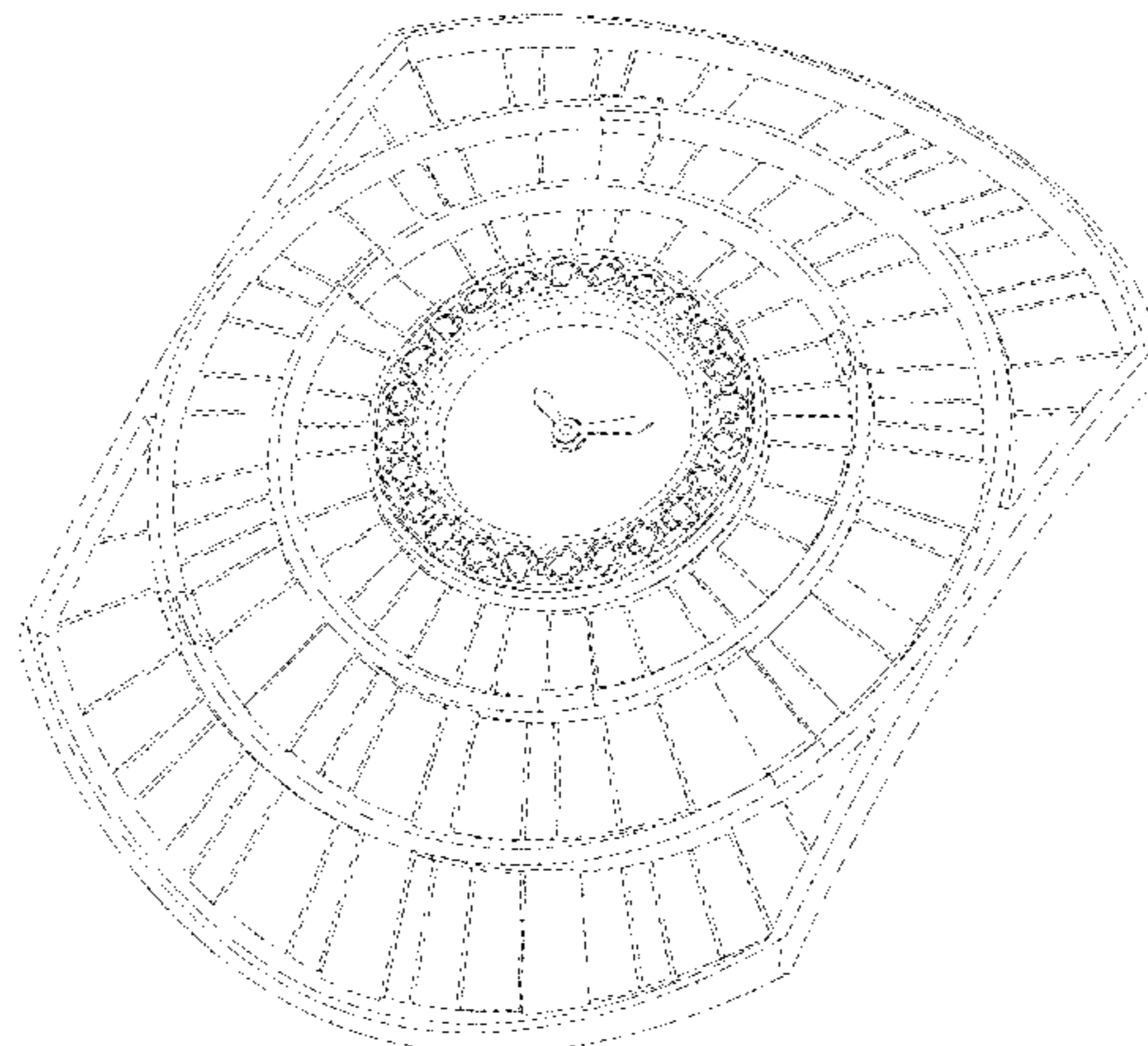
DESCRIPTION

U.S. PATENT DOCUMENTS

D83,764 S * 3/1931 Stegeman D10/32
D123,814 S * 12/1940 Megur D10/32
D182,694 S * 4/1958 Sparks D10/39
D250,750 S * 1/1979 Perrin D10/39
D339,534 S * 9/1993 Frappe D10/125

FIG. 1 is a front elevational view of a watch showing my new design;
FIG. 2 is a back elevational view thereof;
FIG. 3 is a right side elevational view thereof;
FIG. 4 is a left side elevational view thereof;
FIG. 5 is a bottom plan view thereof;
FIG. 6 is a top plan view thereof;
FIG. 7 is a front, right side perspective view thereof; and,
FIG. 8 is a back, left side perspective view thereof.
The broken lines in the drawing figures depict unclaimed subject matter that forms no part of the claimed design.

1 Claim, 8 Drawing Sheets



(56)

References Cited

U.S. PATENT DOCUMENTS

D823,154 S * 7/2018 Rabassa D10/126

* cited by examiner

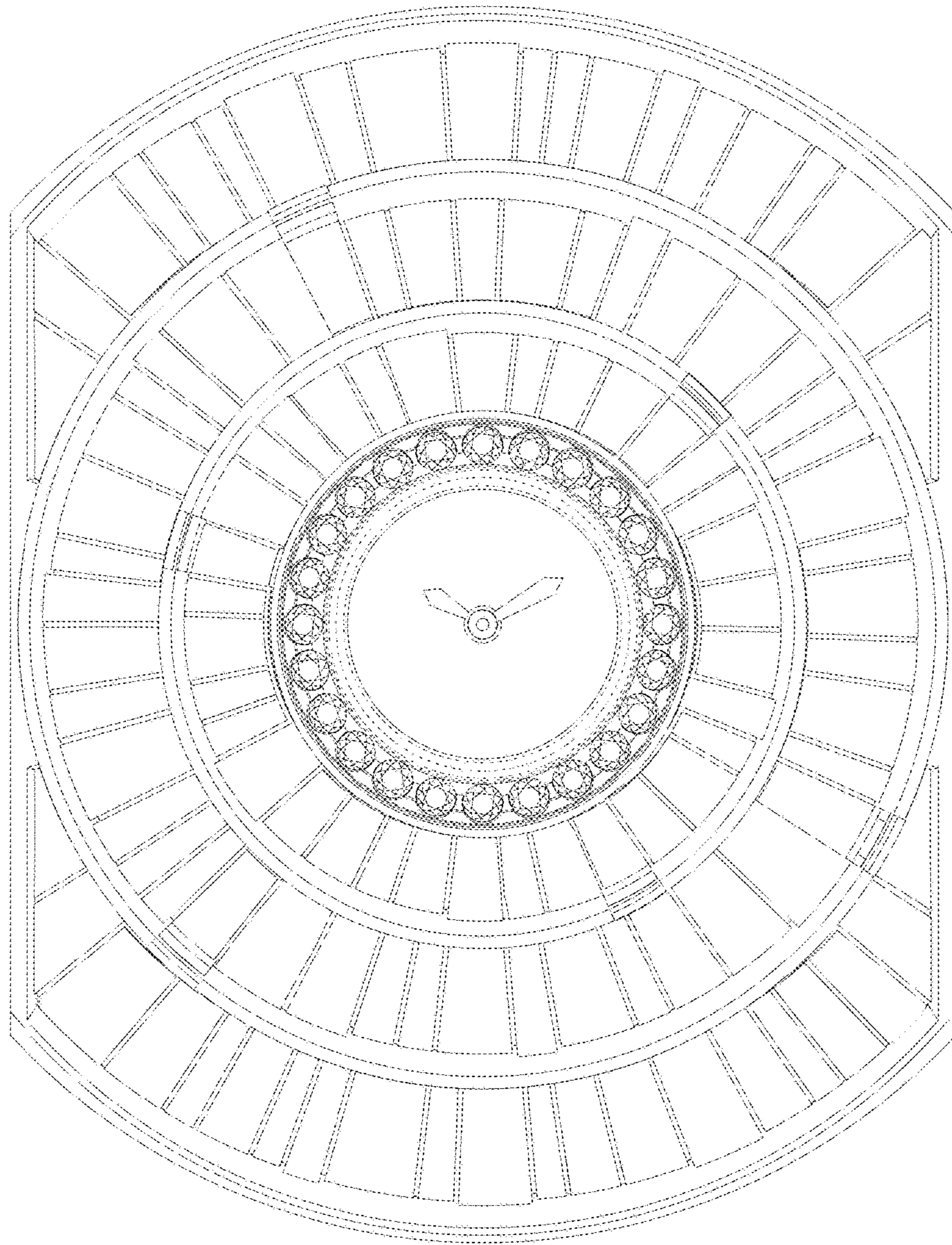


Fig. 1

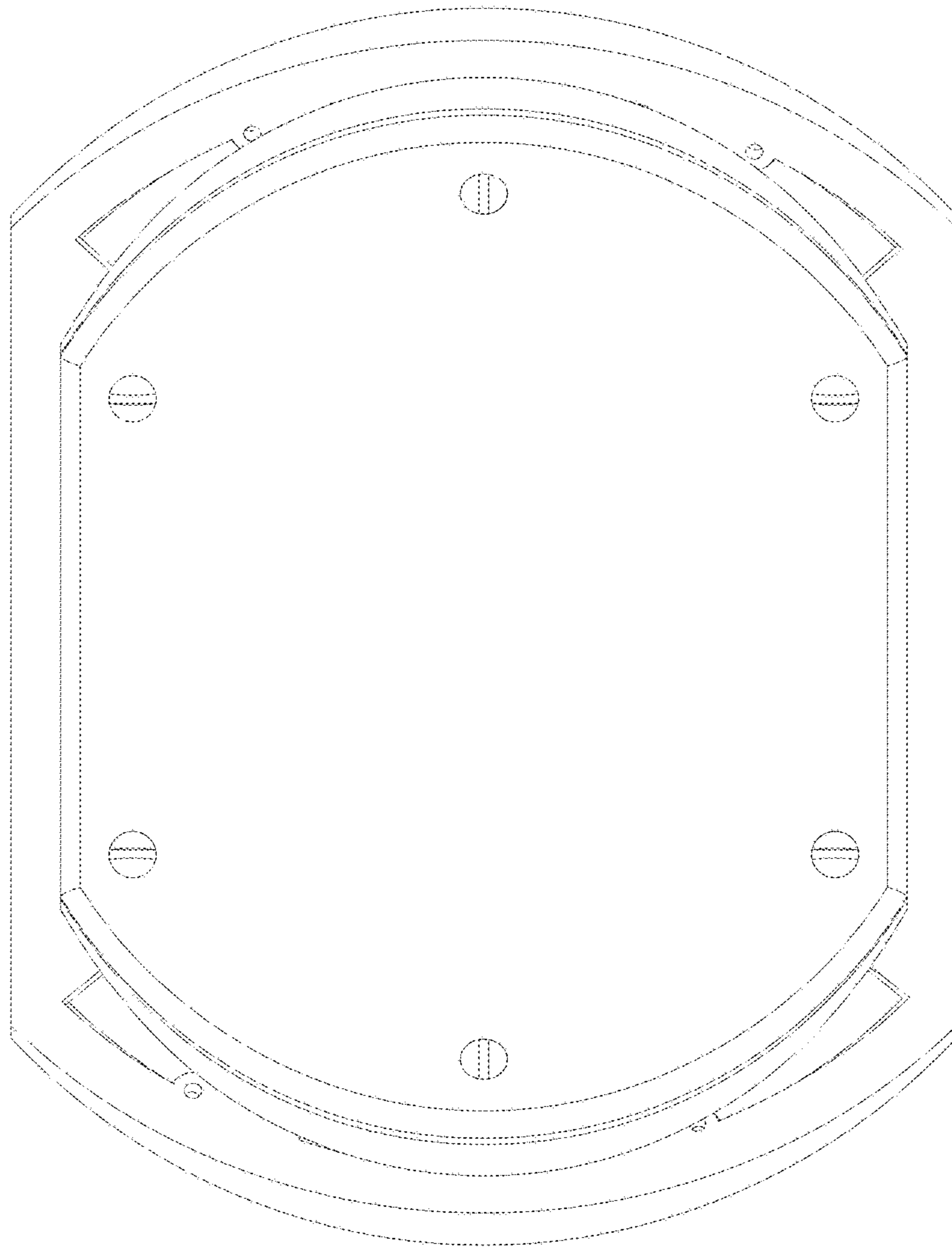


Fig. 2

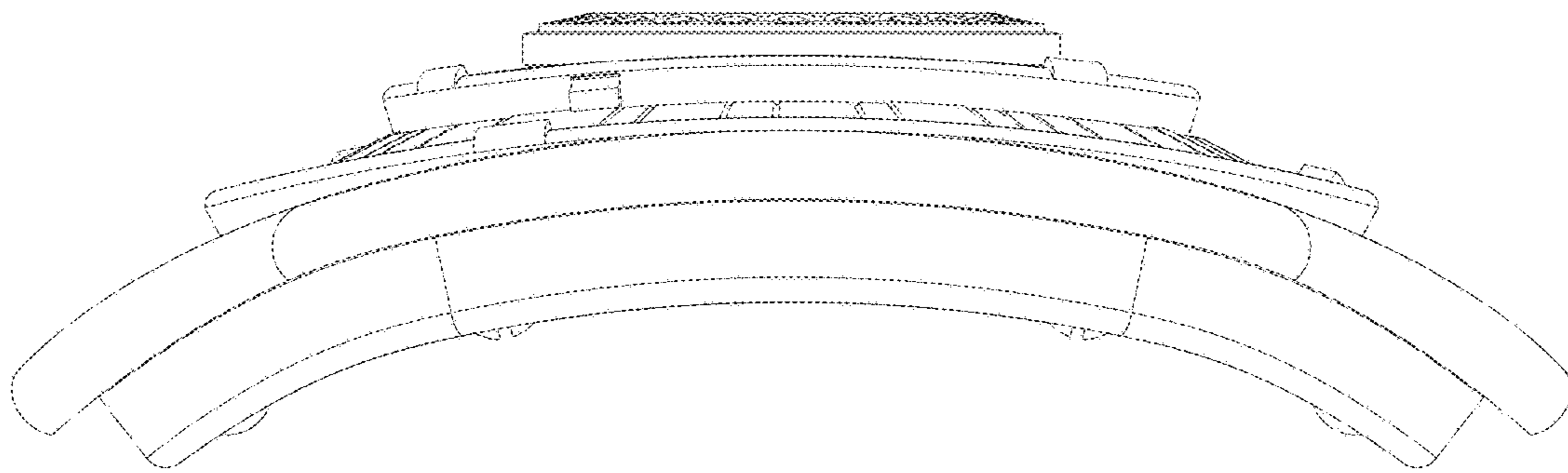


Fig. 3

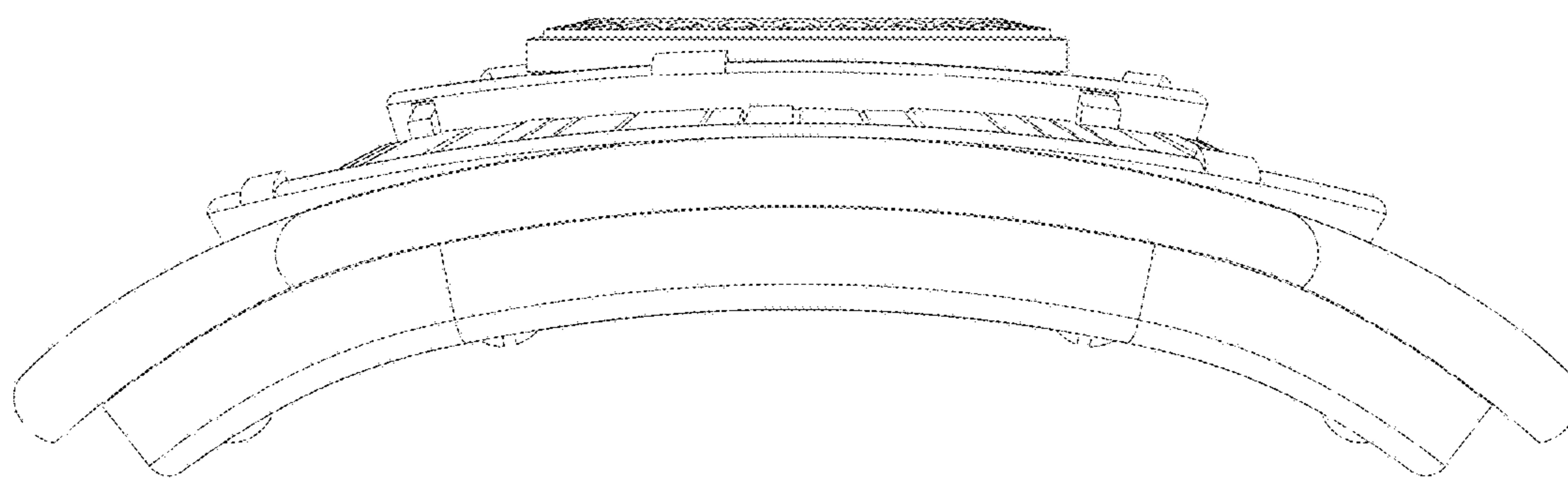


Fig. 4

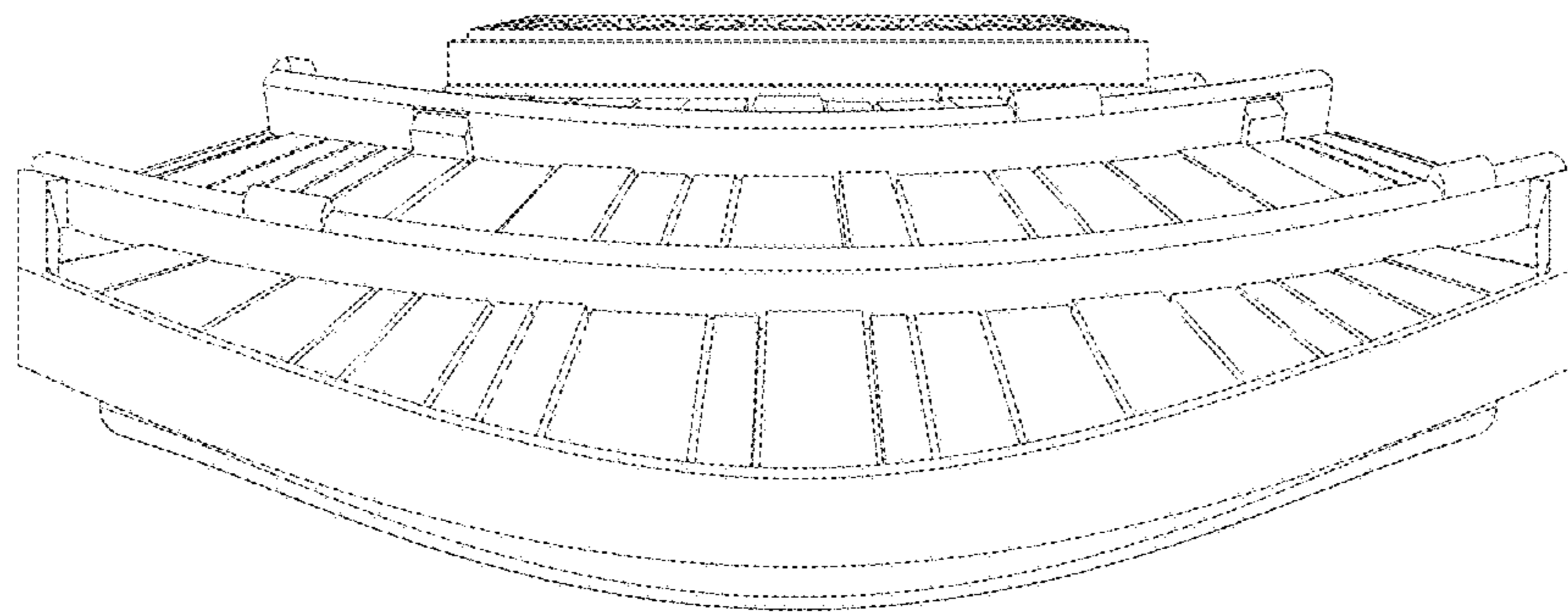


Fig. 5

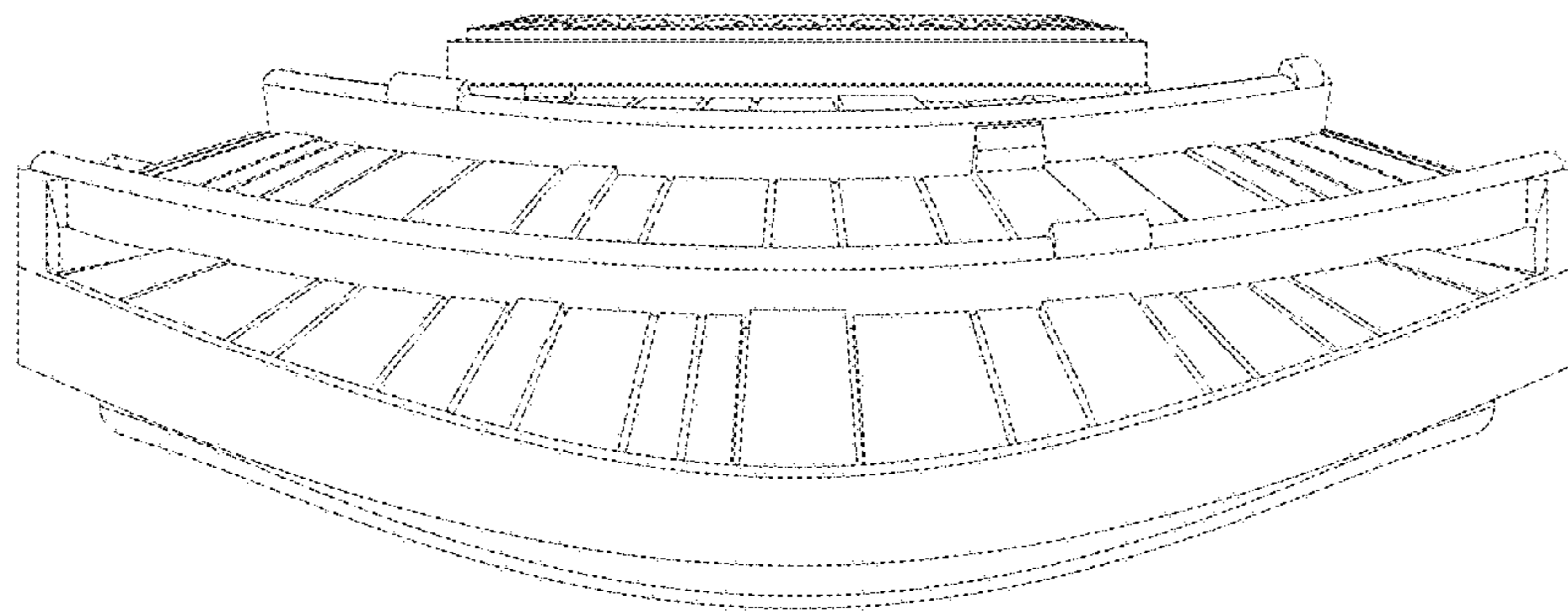


Fig. 6

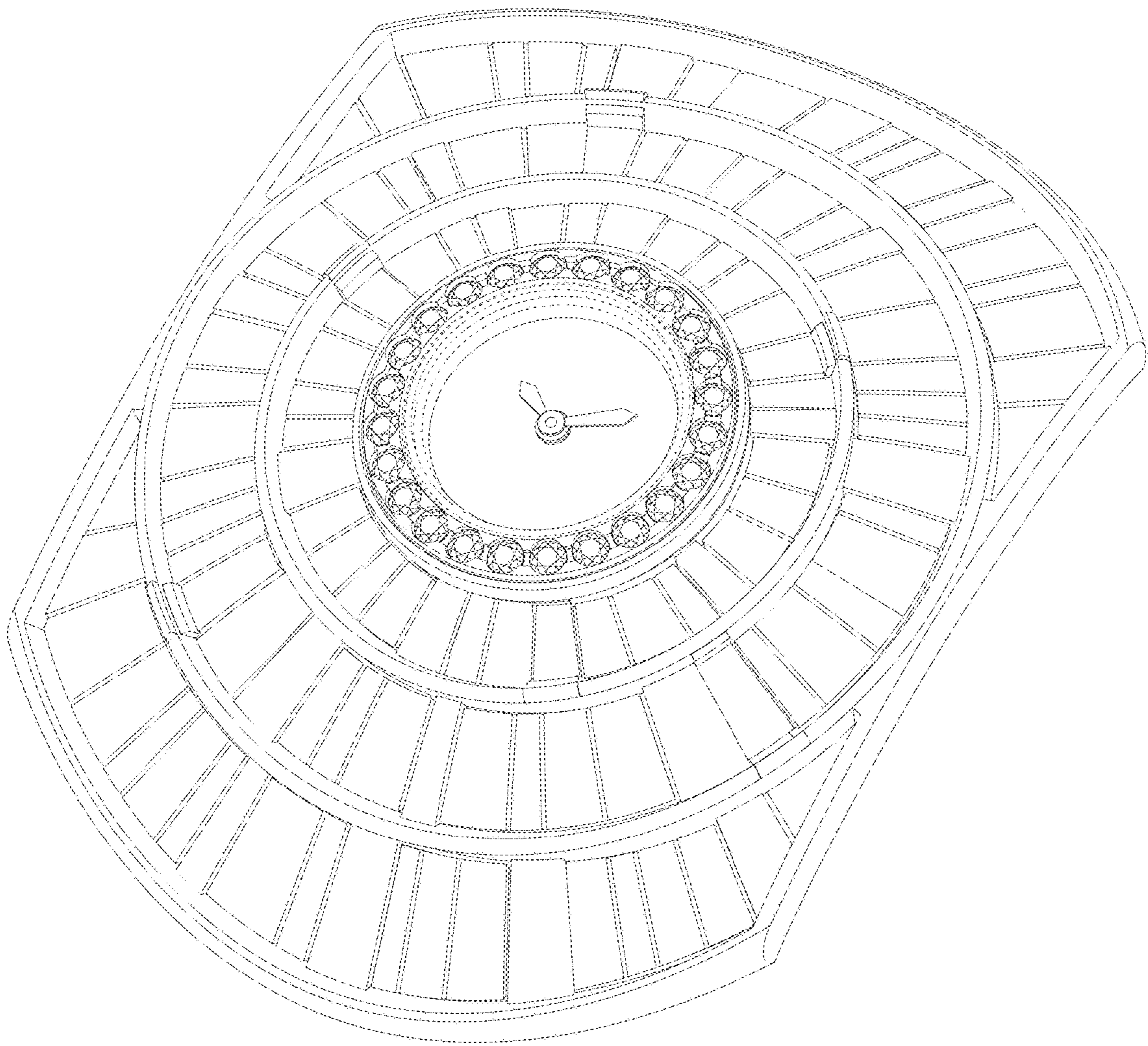


Fig. 7

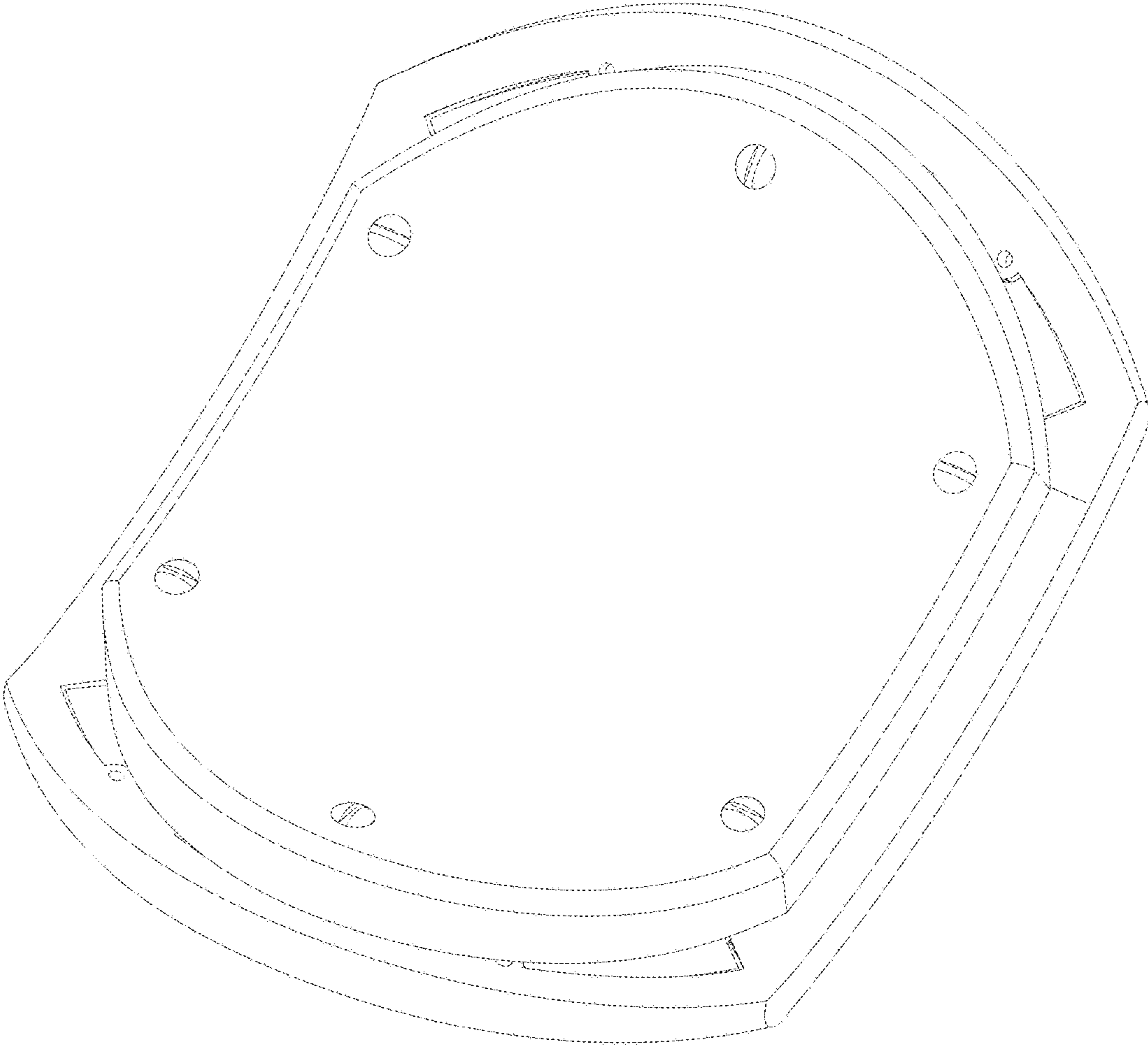


Fig. 8