

US00D866322S

(12) **United States Design Patent**  
**Bennett et al.**

(10) **Patent No.:** **US D866,322 S**

(45) **Date of Patent:** **\*\* Nov. 12, 2019**

(54) **MEDICINE FOLIO**

(71) Applicant: **Aimmune Therapeutics, Inc.**,  
Brisbane, CA (US)

(72) Inventors: **Kristin Bennett**, Larkspur, CA (US);  
**Michael S. Holfinger**, Mountain View,  
CA (US); **Naomi Korn Gold**, Sharon,  
MA (US); **Christine Horan**,  
Northborough, MA (US); **Michel**  
**Arney**, Sudbury, MA (US)

(73) Assignee: **Aimmune Therapeutics, Inc.**,  
Brisbane, CA (US)

(\*\*) Term: **15 Years**

(21) Appl. No.: **29/658,130**

(22) Filed: **Jul. 27, 2018**

(51) **LOC (12) Cl.** ..... **09-03**

(52) **U.S. Cl.**  
USPC ..... **D9/432; D9/433; D9/732**

(58) **Field of Classification Search**  
USPC ..... D9/414–423, 430–433, 454, 456, 457,  
D9/600, 667, 711, 713, 721–722, 732,  
D9/756; D20/10, 22; D19/2, 26, 86  
CPC ... B65D 5/00; B65D 5/02; B65D 5/18; B65D  
5/20

See application file for complete search history.

(56) **References Cited**

**U.S. PATENT DOCUMENTS**

D207,676 S \* 5/1967 Tugwood ..... D9/732  
D359,900 S \* 7/1995 Hawthorne ..... D9/415  
D470,762 S \* 2/2003 Garcia ..... D9/711  
D511,303 S \* 11/2005 Smith ..... D9/732

D511,465 S \* 11/2005 Smith ..... D9/732  
D528,013 S \* 9/2006 Hines ..... D9/732  
D540,665 S \* 4/2007 Gupta ..... D9/433  
D622,158 S \* 8/2010 Proulx ..... D9/732  
D623,944 S \* 9/2010 Levy ..... D9/415  
D658,990 S \* 5/2012 Specker ..... D9/421  
D684,482 S \* 6/2013 Stevens ..... D9/732  
D715,634 S \* 10/2014 Stevens ..... D9/414  
D789,196 S \* 6/2017 Waters ..... D9/432  
D831,330 S \* 10/2018 Kim ..... D3/203.1  
10,206,851 B1 \* 2/2019 Gherdan, Jr. .... A61J 1/035  
2007/0056876 A1 \* 3/2007 Jones ..... B65D 75/327  
206/531

\* cited by examiner

*Primary Examiner* — Vy N Koenig

(74) *Attorney, Agent, or Firm* — Morrison & Foerster  
LLP

(57) **CLAIM**

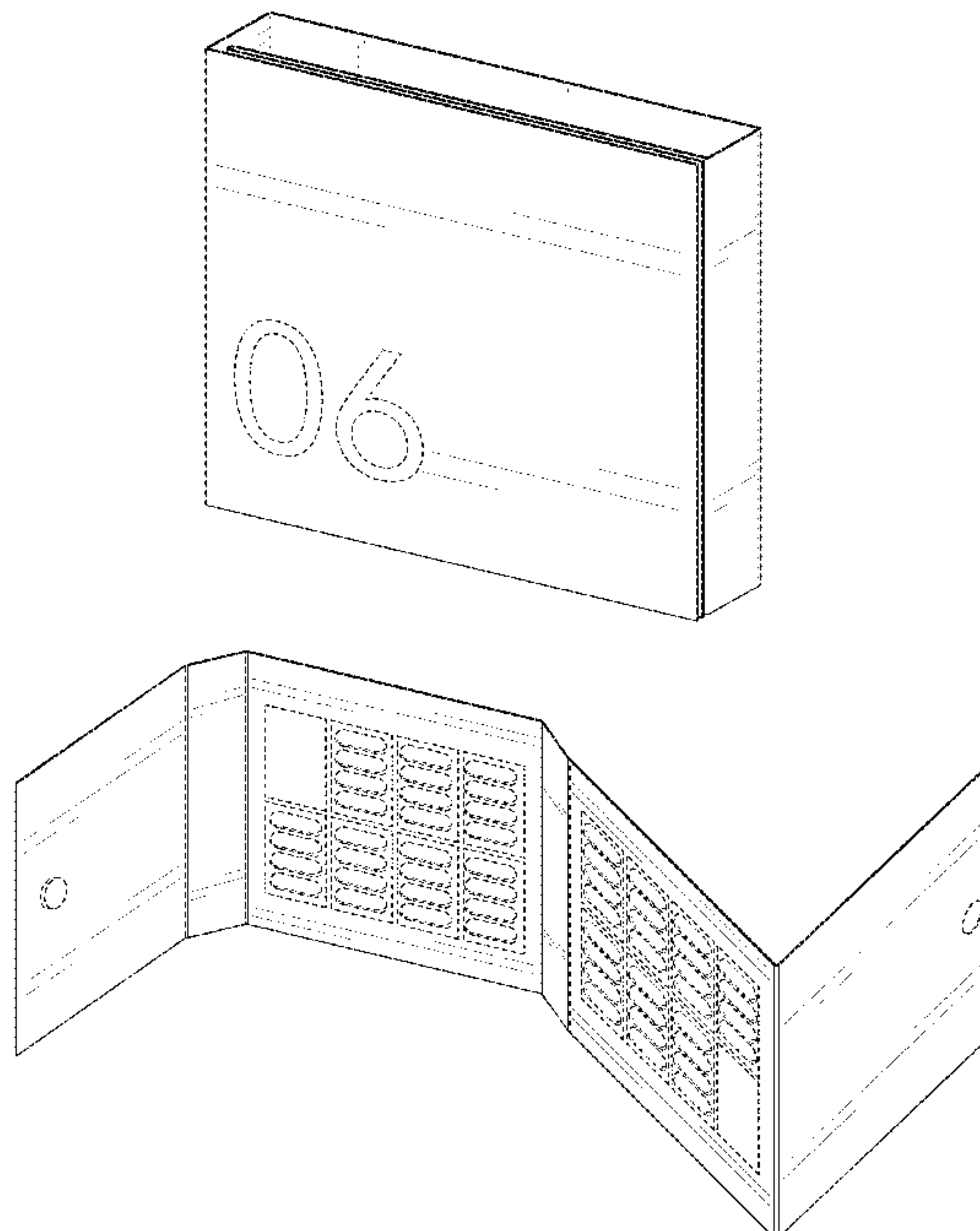
We claim the ornamental design for a medicine folio, as  
shown and described.

**DESCRIPTION**

FIG. 1 is a front perspective view of a medicine folio  
showing our new design in a folded position;  
FIG. 2 is a front perspective view of a medicine folio  
showing our new design in an partially unfolded position;  
FIG. 3 is a front view of the medicine folio of FIG. 1;  
FIG. 4 is a rear view thereof;  
FIG. 5 is a side view thereof;  
FIG. 6 is a side view of the opposite side of FIG. 5;  
FIG. 7 is a top view thereof; and,  
FIG. 8 is a bottom view thereof.

The broken lines shown in the drawings illustrate portions of  
a medicine folio that form no part of the claimed design.

**1 Claim, 6 Drawing Sheets**



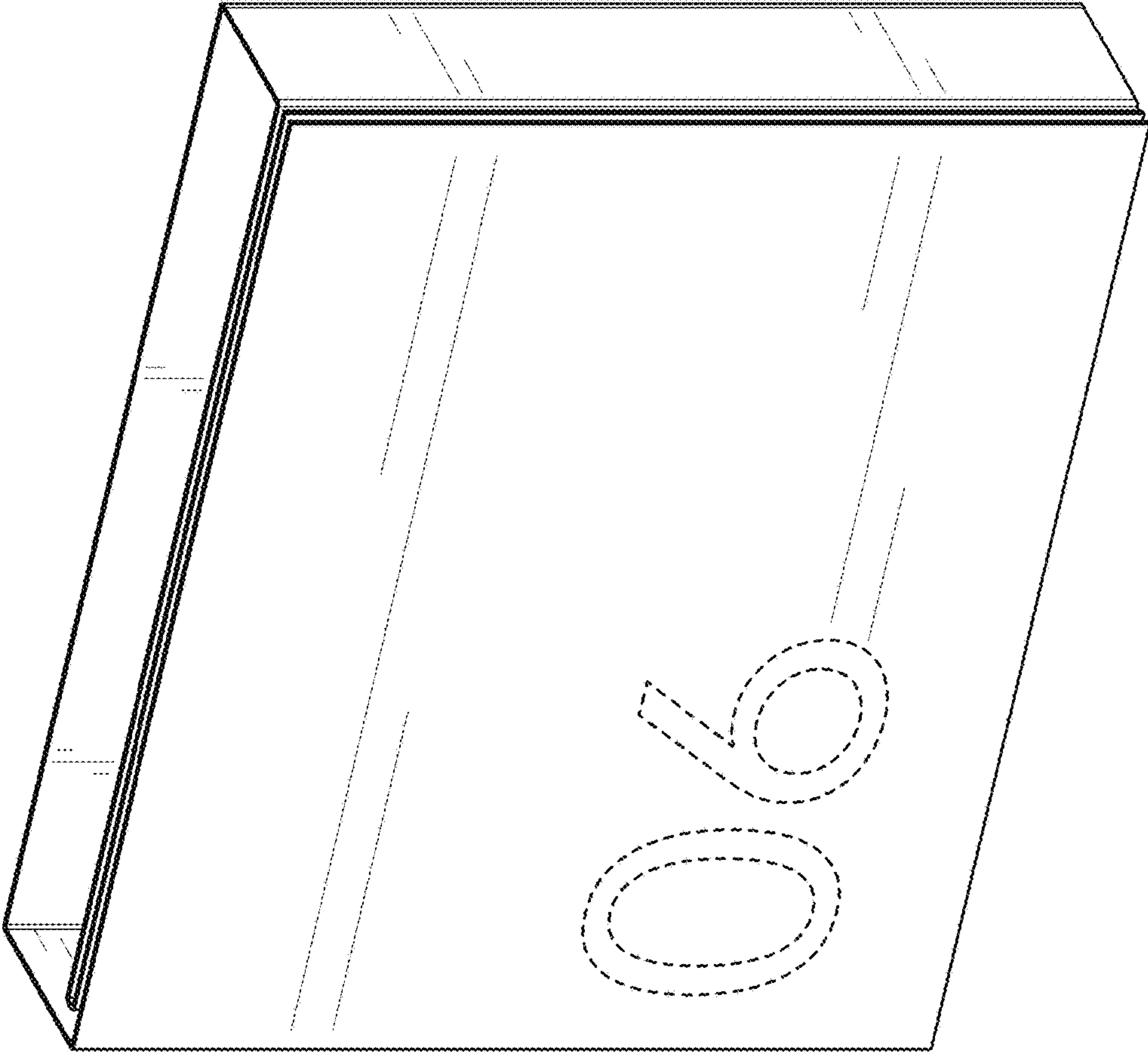


FIG. 1

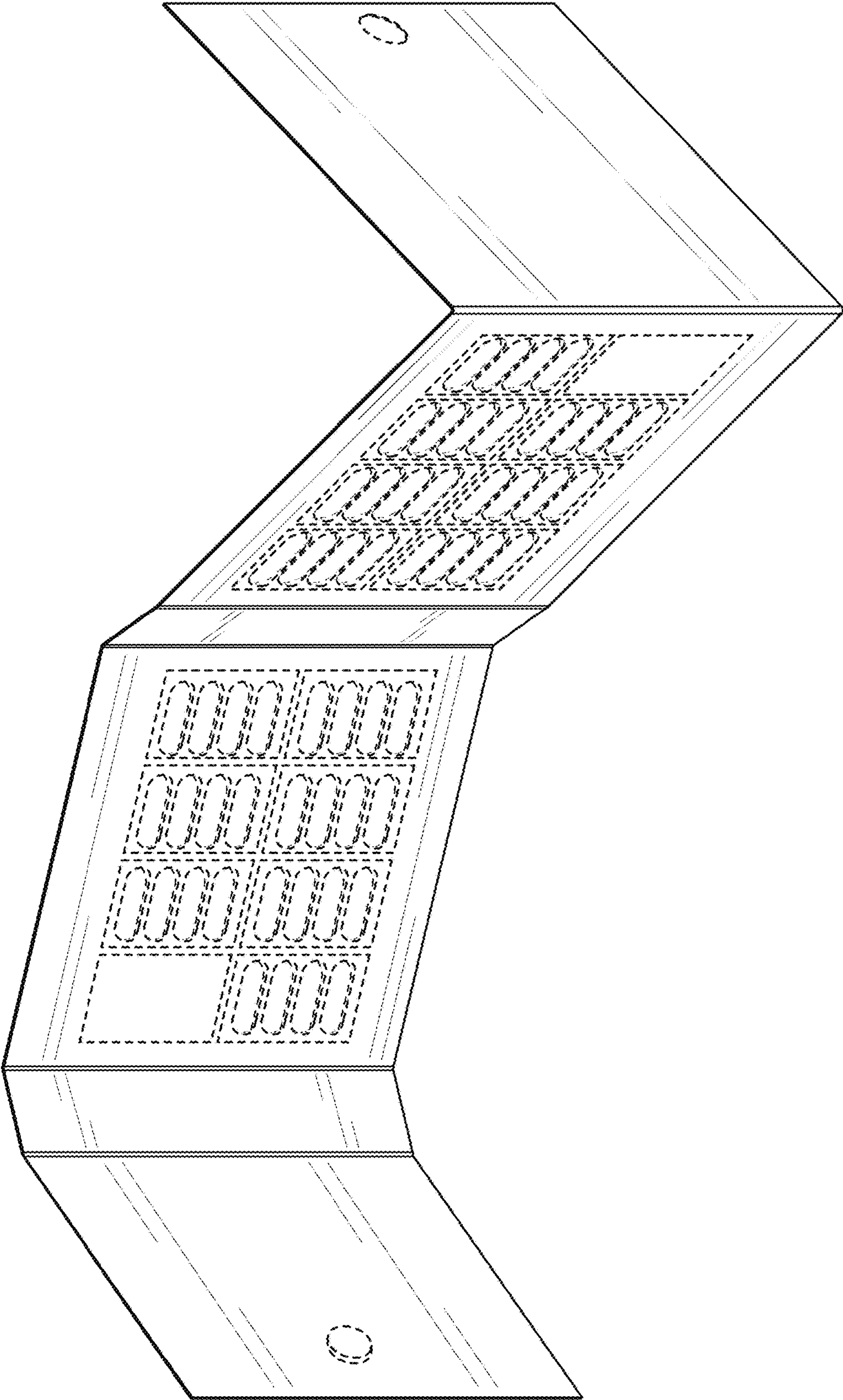


FIG. 2




FIG. 3



FIG. 4




FIG. 5




FIG. 6





FIG. 7



FIG. 8