



US00D866308S

(12) **United States Design Patent** (10) **Patent No.:** **US D866,308 S**
Rehhahn (45) **Date of Patent:** **** *Nov. 12, 2019**

(54) **SHEET PILE**
(71) Applicant: **Jens Rehhahn**, Zeischa (DE)
(72) Inventor: **Jens Rehhahn**, Zeischa (DE)
(*) Notice: This patent is subject to a terminal disclaimer.
(**) Term: **15 Years**
(21) Appl. No.: **29/629,169**
(22) Filed: **Dec. 12, 2017**
(51) **LOC (12) Cl.** **08-08**
(52) **U.S. Cl.**
USPC **D8/382**
(58) **Field of Classification Search**
USPC D8/16, 19, 71, 371, 366, 367, 382, 394,
D8/395; D25/119
CPC E02D 5/02; E02D 5/04; E02D 5/06; E02D
5/08; E02D 5/12; Y10T 403/73
See application file for complete search history.

(56) **References Cited**
U.S. PATENT DOCUMENTS
1,012,124 A * 12/1911 Conkling E02D 5/04
198/850
1,197,374 A * 9/1916 Hobbs E02D 5/04
405/281
1,498,778 A * 6/1924 Boardman E02D 5/04
405/278
1,775,850 A * 9/1930 Dougherty E02D 5/04
405/278
1,799,152 A * 4/1931 Boardman E02D 5/04
29/897.3
3,402,560 A * 9/1968 Alm B62D 33/06
181/230
D256,843 S * 9/1980 Madsen D25/119
D289,360 S * 4/1987 Westcott D8/16
4,863,315 A * 9/1989 Wickberg E02D 5/08
405/278

D406,918 S * 3/1999 Yan D26/138
6,234,720 B1 * 5/2001 Queen E02D 5/30
405/232
D573,266 S * 7/2008 Chefren D25/119
D612,220 S * 3/2010 Brundige D8/16
D666,484 S * 9/2012 Heindl D8/382
D681,424 S * 5/2013 Heindl D8/382
D681,427 S * 5/2013 Heindl D8/382
D717,636 S * 11/2014 Stanley D8/363
D782,903 S * 4/2017 Heindl D8/382
D788,573 S * 6/2017 Heindl D8/382
D811,865 S * 3/2018 Heindl D8/382
D811,867 S * 3/2018 Heindl D8/382
D820,069 S * 6/2018 Hack D8/367
D820,670 S * 6/2018 Heindl D8/382
2003/0053869 A1 * 3/2003 Moulin E02D 5/14
405/274
2007/0183851 A1 * 8/2007 Van de Coterlet E02D 5/06
405/279
2008/0145153 A1 * 6/2008 Wendt E02B 3/108
405/274

(Continued)

Primary Examiner — Sandra S Snapp
Assistant Examiner — Ieisha N Price
(74) *Attorney, Agent, or Firm* — 24IP Law Group USA,
PLLC; Timothy DeWitt

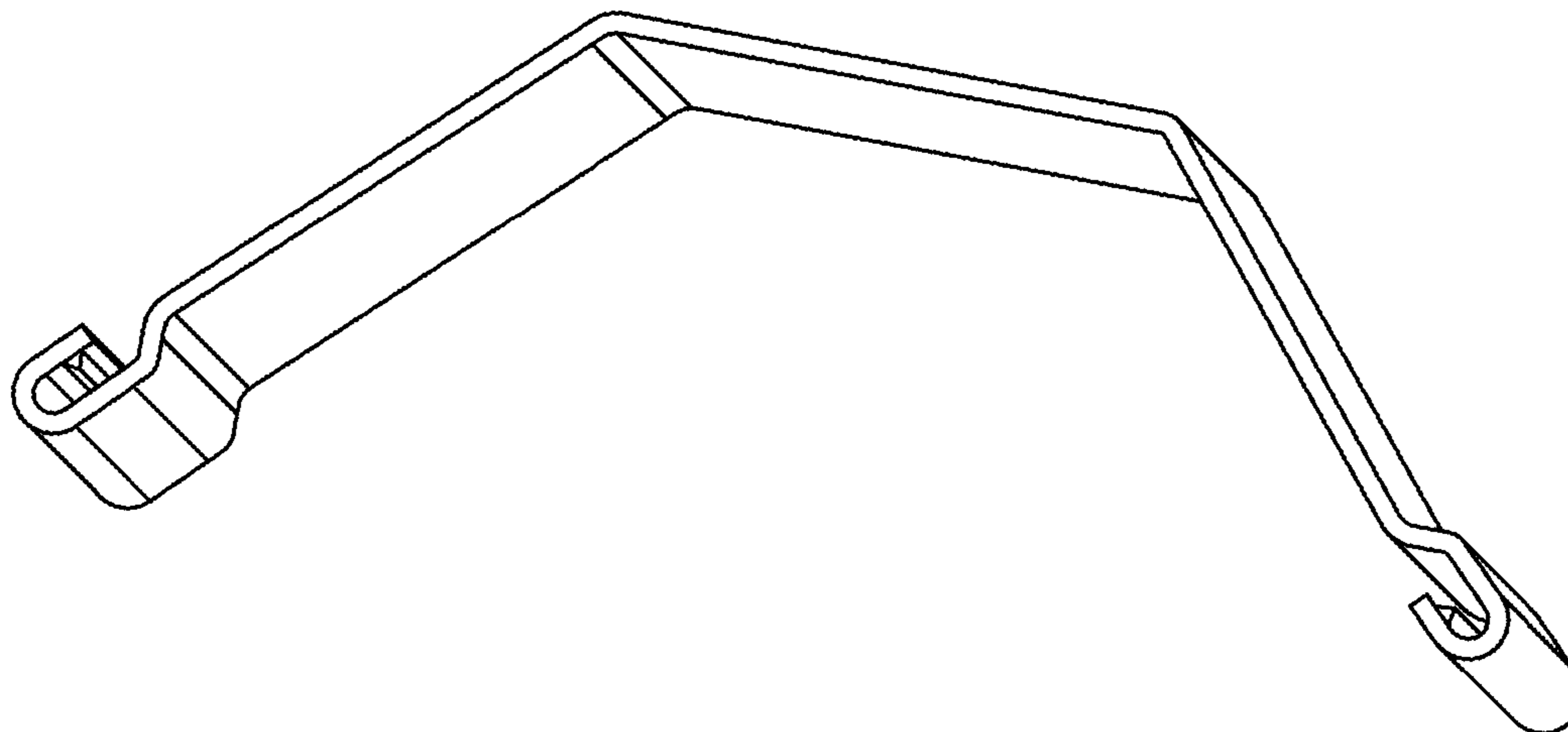
(57) **CLAIM**

The ornamental design for a sheet pile, as shown and described.

DESCRIPTION

FIG. 1 is a perspective view of the sheet pile;
FIG. 2 is a right side view of the sheet pile;
FIG. 3 is a left side view of the sheet pile;
FIG. 4 is a rear view of the sheet pile;
FIG. 5 is a front view of the sheet pile;
FIG. 6 is a bottom view of the sheet pile; and,
FIG. 7 is a top view of the sheet pile.

1 Claim, 3 Drawing Sheets



(56)

References Cited

U.S. PATENT DOCUMENTS

2008/0152435 A1* 6/2008 Heindl E02D 5/06
405/274
2008/0175674 A1* 7/2008 Heindl E02D 5/08
405/278
2017/0002536 A1* 1/2017 Dawson E02D 5/04

* cited by examiner

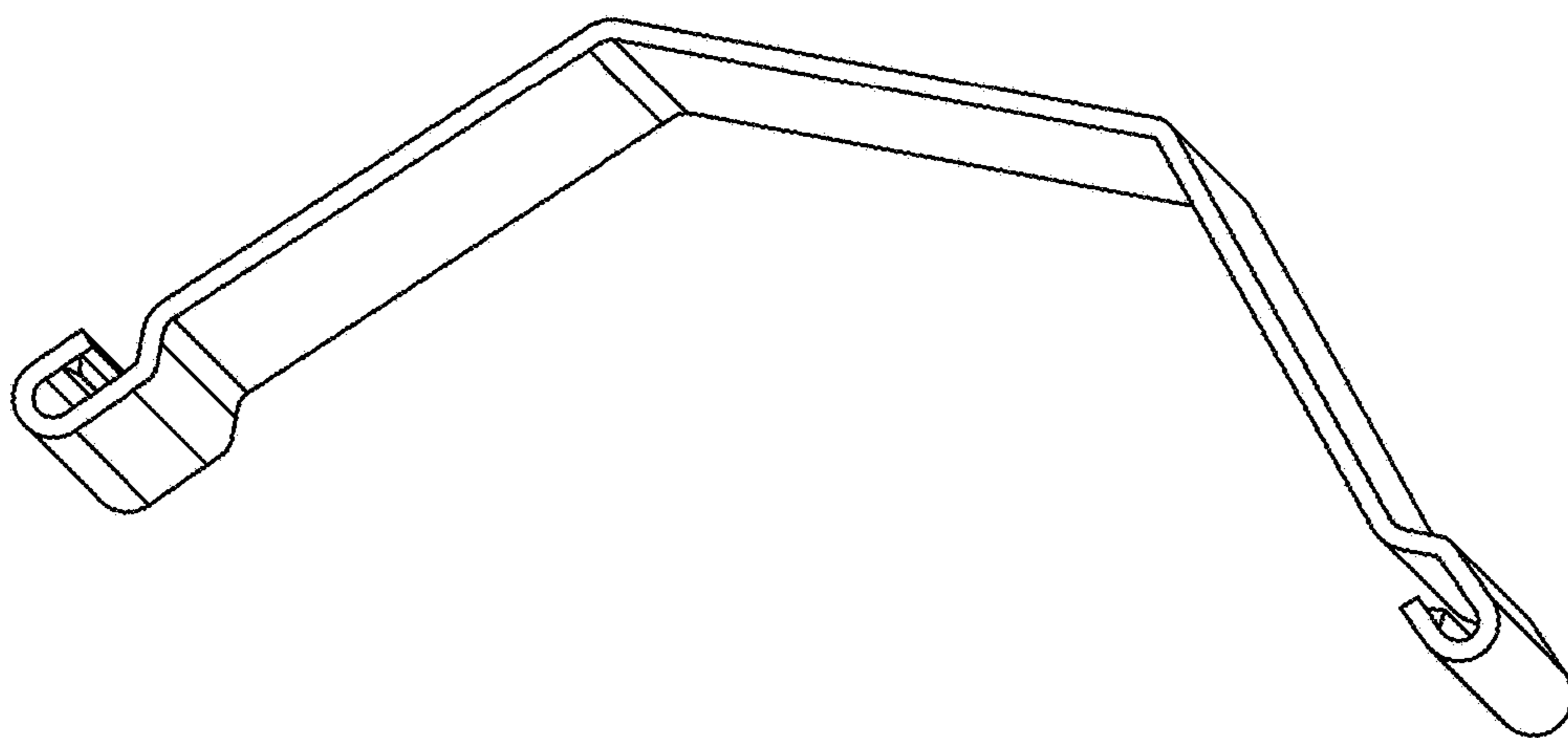


FIG. 1




FIG. 2




FIG. 3



FIG. 4



FIG. 5



FIG. 6



FIG. 7