



US00D866303S

(12) **United States Design Patent** (10) **Patent No.:** **US D866,303 S**
Berger et al. (45) **Date of Patent:** **** *Nov. 12, 2019**

(54) **HOOK**

FOREIGN PATENT DOCUMENTS

(71) Applicant: **3M INNOVATIVE PROPERTIES COMPANY**, St. Paul, MN (US)

CN 302907204 8/2014
CN 303177131 4/2015

(Continued)

(72) Inventors: **Bryan A. Berger**, Minneapolis, MN (US); **Angela L. Pan**, Arden Hills, MN (US)

OTHER PUBLICATIONS

Plusone, Issue No. 1, vol. 26, P122, Jan. 23, 2004, (JPO Reference No. HA15032176).

(Continued)

(*) Notice: This patent is subject to a terminal disclaimer.

Primary Examiner — Cynthia R Underwood
(74) *Attorney, Agent, or Firm* — Kevin Weber

(**) Term: **15 Years**

(57) **CLAIM**

The ornamental design for a hook, as shown and described.

(21) Appl. No.: **29/594,049**

(22) Filed: **Feb. 15, 2017**

DESCRIPTION

(51) **LOC (12) Cl.** **08-05**

(52) **U.S. Cl.**
USPC **D8/367**

(58) **Field of Classification Search**
USPC D8/367, 354, 349, 394, 372; D3/228; 224/247, 197
CPC F16L 3/13; F16L 3/26; A47G 23/0225; A47G 25/06; A47G 1/16; A47F 5/0846; A47F 5/02; H02G 11/003; D06F 55/00; E04H 17/10; A45F 5/02; F16B 45/02
See application file for complete search history.

FIG. 1 is a perspective view of a first embodiment of a hook showing the new design;
FIG. 2 is a front view thereof;
FIG. 3 is a rear view thereof;
FIG. 4 is a left side view thereof;
FIG. 5 is a right side view thereof;
FIG. 6 is a top view thereof;
FIG. 7 is a bottom view thereof;
FIG. 8 is a perspective view of a second embodiment of a hook showing the new design;
FIG. 9 is a front view thereof;
FIG. 10 is a rear view thereof;
FIG. 11 is a left side view thereof;
FIG. 12 is a right side view thereof;
FIG. 13 is a top view thereof; and,
FIG. 14 is a bottom view thereof.
In the drawings, the dash-dot-dash lines represent boundaries of the claim. The portions of the hook in FIGS. 1-6 and 8-13 shown in broken lines are included to show features that form no part of the claimed design.


(56) **References Cited**

U.S. PATENT DOCUMENTS

D234,990 S *	4/1975	Morgan	D6/546
D283,786 S *	5/1986	Chap	D6/572
D286,839 S *	11/1986	Belokin	D6/546
D328,849 S *	8/1992	Cornick	D6/306
D411,951 S *	7/1999	Baranski	D8/363
D505,613 S *	5/2005	Sato	D8/367
D512,253 S *	12/2005	Hoernig	D6/523

(Continued)

1 Claim, 9 Drawing Sheets



(56)

References Cited

U.S. PATENT DOCUMENTS

D571,190	S	*	6/2008	Spadotto	B65H 75/366	
							D8/356
D573,826	S	*	7/2008	Rubin	D6/546	
D599,567	S	*	9/2009	Kuo	D6/320	
D626,344	S	*	11/2010	Losaw	D6/315	
D629,673	S	*	12/2010	Shaha	D8/367	
D632,095	S	*	2/2011	Losaw	D6/315	
D635,846	S	*	4/2011	Klein	D8/372	
D643,704	S	*	8/2011	Koehn	D8/367	
D655,150	S	*	3/2012	Alderman	D8/367	
D656,767	S	*	4/2012	Sedwick	D6/546	
D669,344	S	*	10/2012	Martin	D8/367	
D686,844	S	*	7/2013	Simon	D6/519	
D701,752	S	*	4/2014	Lozano	D8/370	
D707,110	S	*	6/2014	Veilleux	D8/367	
D737,600	S	*	9/2015	Bovay	D6/611	
D747,180	S	*	1/2016	Burcar	D8/367	
9,296,439	B2	*	3/2016	Magallanes	B62J 1/28	
D758,173	S	*	6/2016	Sugasawara	D8/380	
D773,836	S	*	12/2016	Eads	D6/323	

FOREIGN PATENT DOCUMENTS

CN	303660094	5/2016
CN	304002643	1/2017
JP	1284581	10/2006

OTHER PUBLICATIONS

JM Bruneau, Sep. 2001, P197, Oct. 31, 2001, (JPO Reference No. HD14004771).

Leccatalogue 1995, (The Household Trade News 1995, 8, 11P4), P14, H-132, Mar. 22, 1996, (JPO Reference No. HN08011336).

* cited by examiner

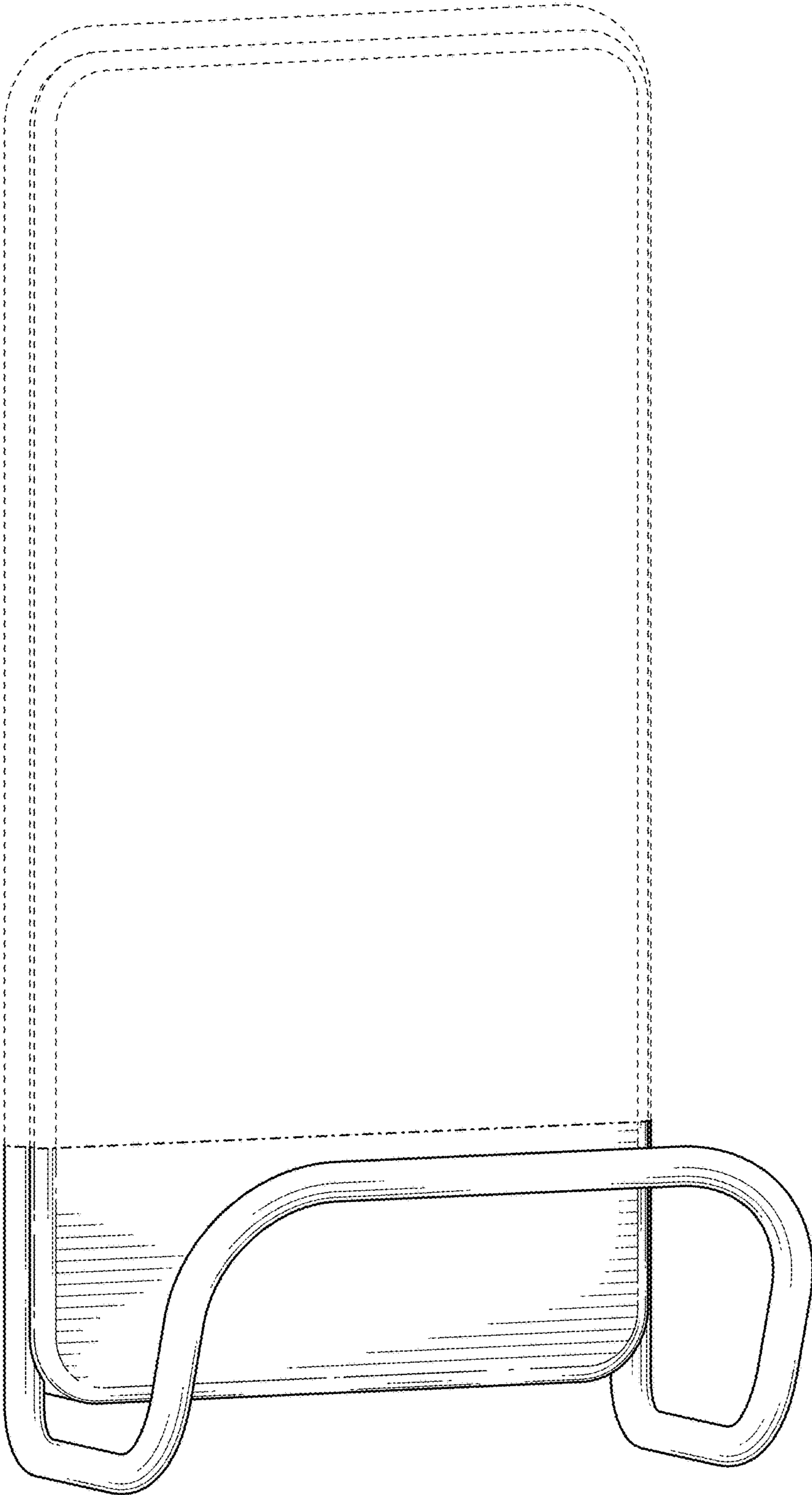


FIG. 1




FIG. 2



FIG. 3




FIG. 4

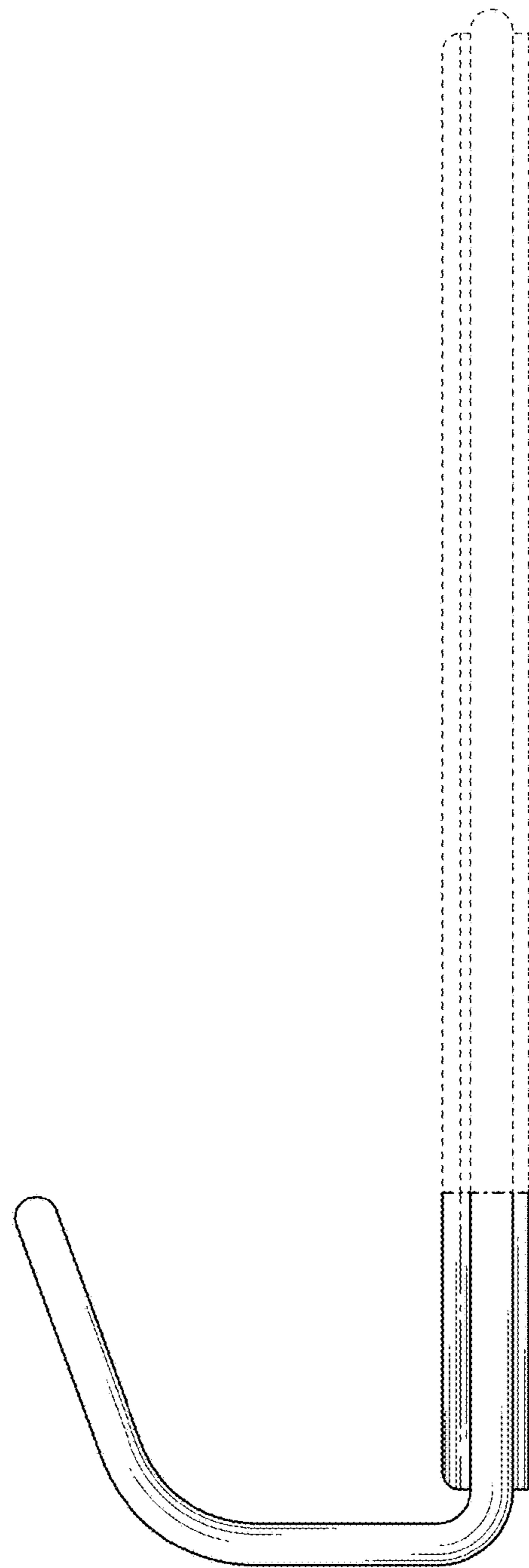


FIG. 5




FIG. 6

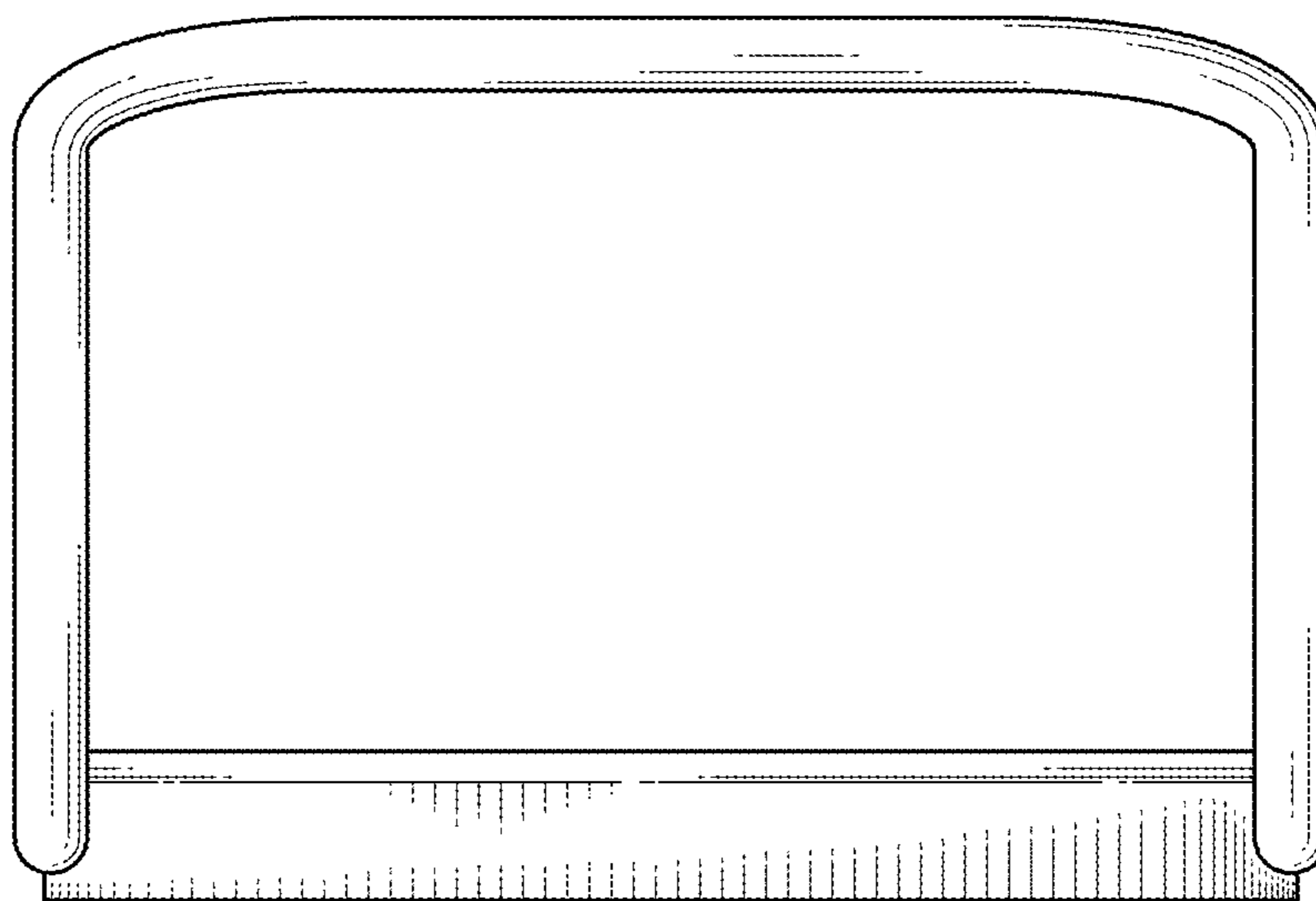


FIG. 7

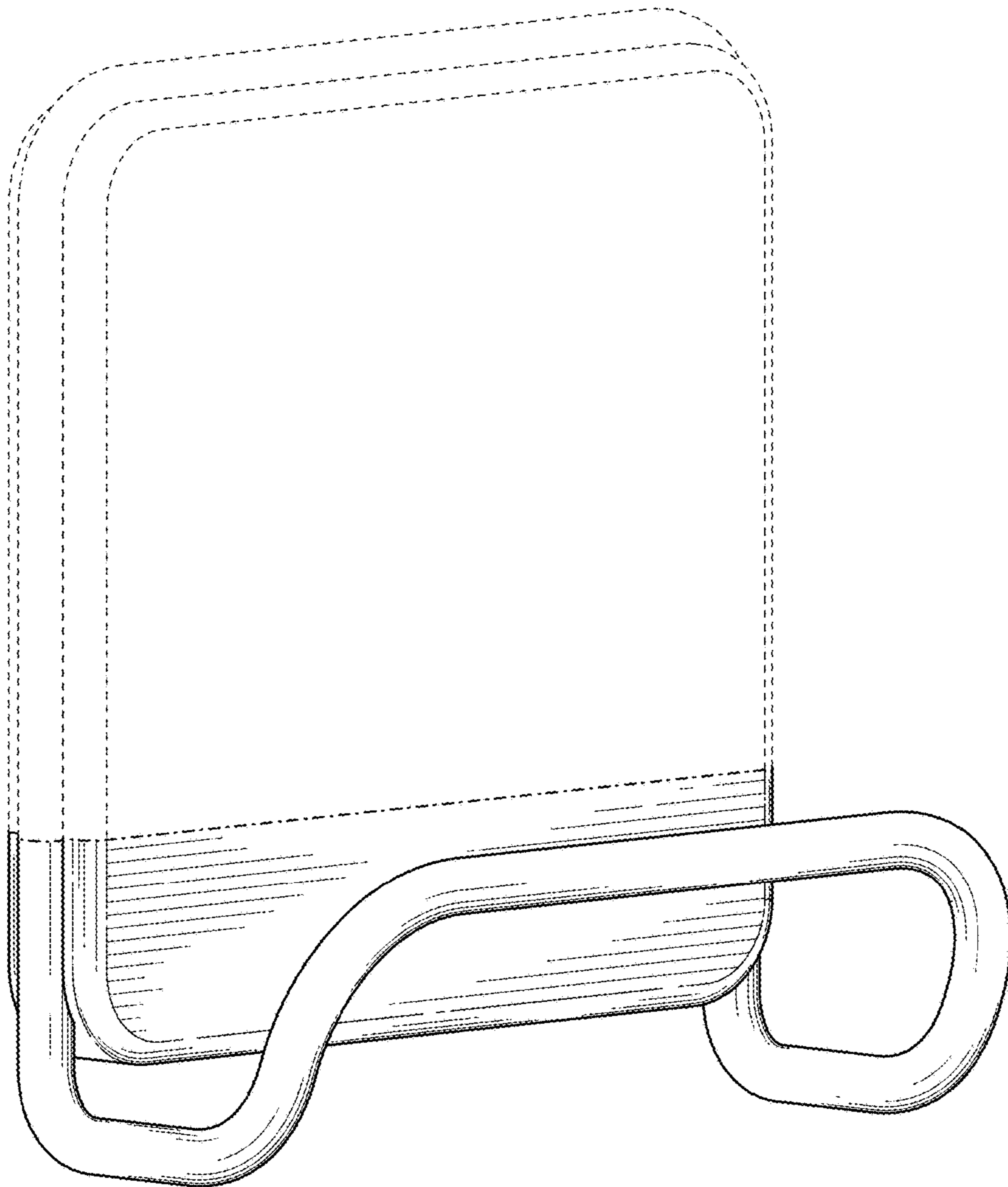


FIG. 8




FIG. 9




FIG. 10

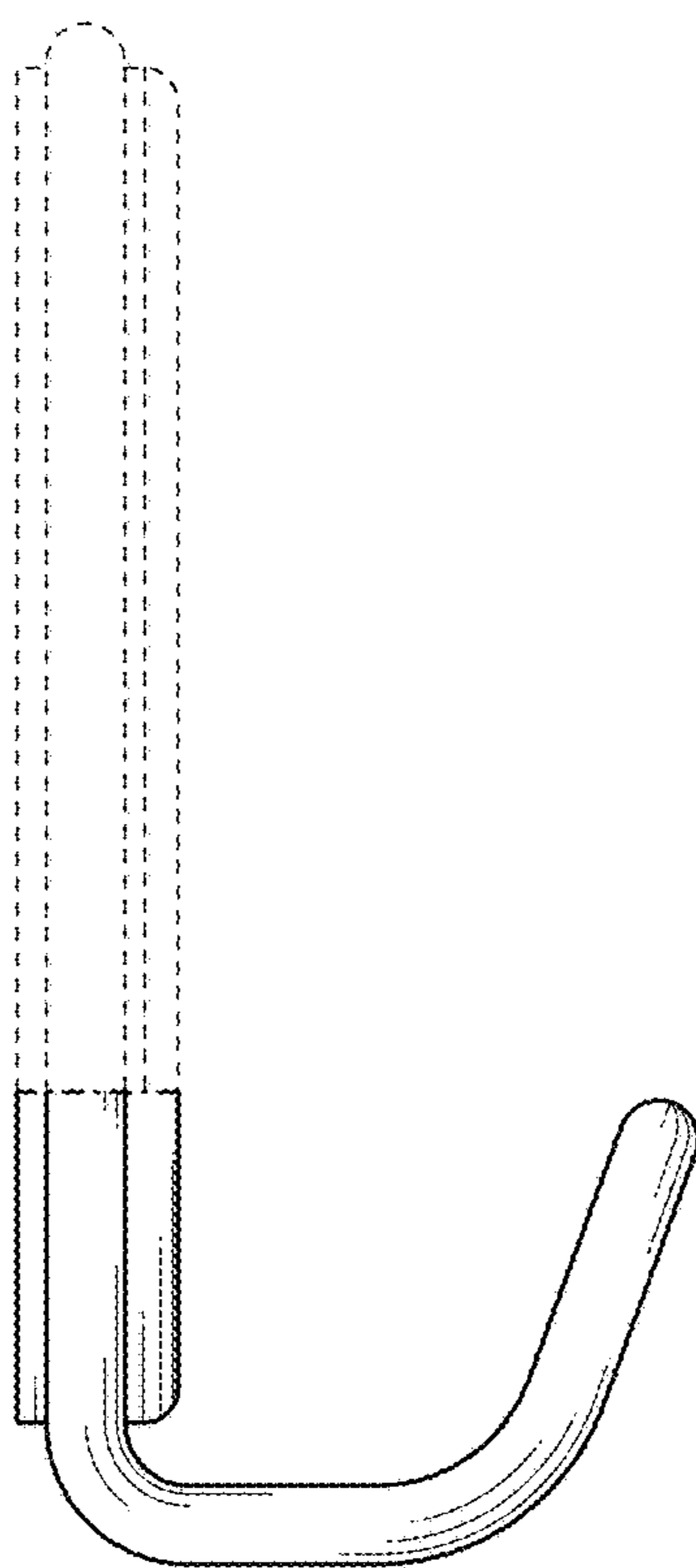


FIG. 11

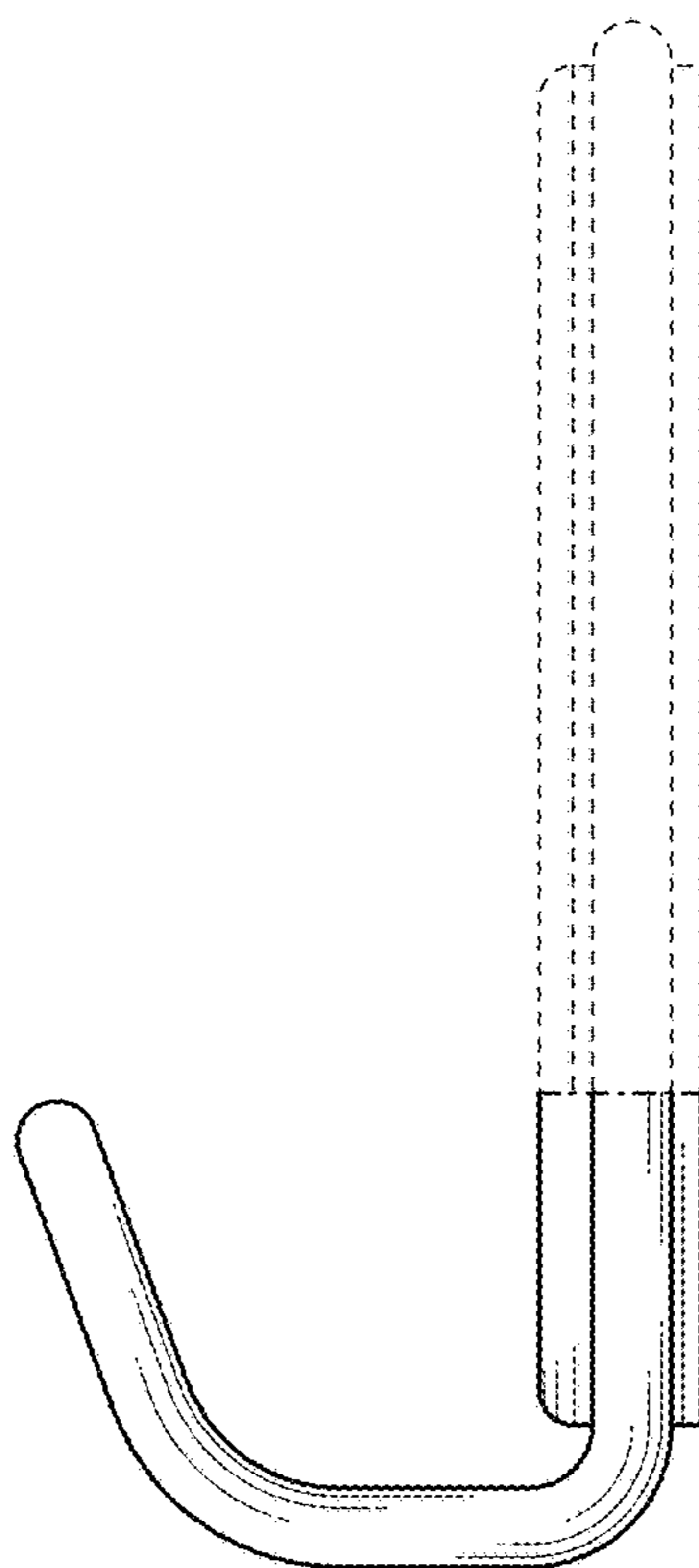


FIG. 12




FIG. 13

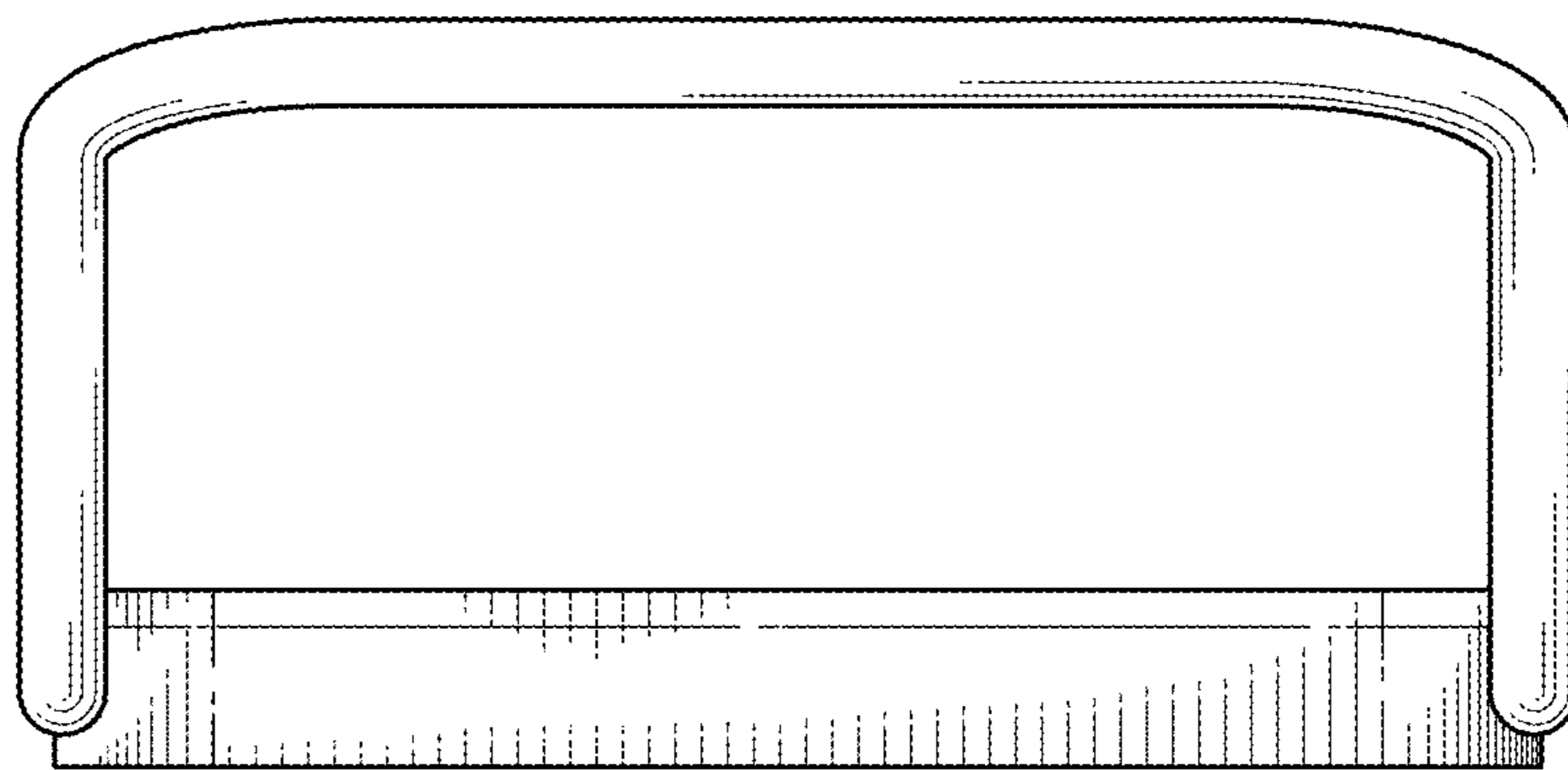


FIG. 14