



US00D866298S

(12) **United States Design Patent**
Kanter

(10) **Patent No.:** **US D866,298 S**

(45) **Date of Patent:** **** Nov. 12, 2019**

- (54) **DEVICE MOUNT**
- (71) Applicant: **HumanCentric Ventures LLC**, Skokie, IL (US)
- (72) Inventor: **Simcha Kanter**, Chicago, IL (US)
- (73) Assignee: **HumanCentric Ventures LLC**, Skokie, IL (US)
- (**) Term: **15 Years**
- (21) Appl. No.: **29/641,671**
- (22) Filed: **Mar. 23, 2018**
- (51) **LOC (12) Cl.** **08-05**
- (52) **U.S. Cl.**
USPC **D8/354**
- (58) **Field of Classification Search**
USPC D8/349, 354–355, 380
CPC A47H 1/13; A47H 1/12
See application file for complete search history.

- 6,402,111 B1 * 6/2002 Stewart A47B 21/0314
248/295.11
- D569,232 S * 5/2008 Yoshida D8/355
- 8,141,836 B2 * 3/2012 Saez F16M 11/041
248/295.11
- D739,208 S 9/2015 Shirley et al.
- 9,360,156 B2 6/2016 Shirley et al.
- D813,020 S * 3/2018 DeDios-Shirley D8/380
- D829,534 S * 10/2018 Kanter D8/354

* cited by examiner

Primary Examiner — Janice Hallmark

Assistant Examiner — Harold E Blackwell, II

(74) *Attorney, Agent, or Firm* — DLA Piper LLP (US)

(57) **CLAIM**

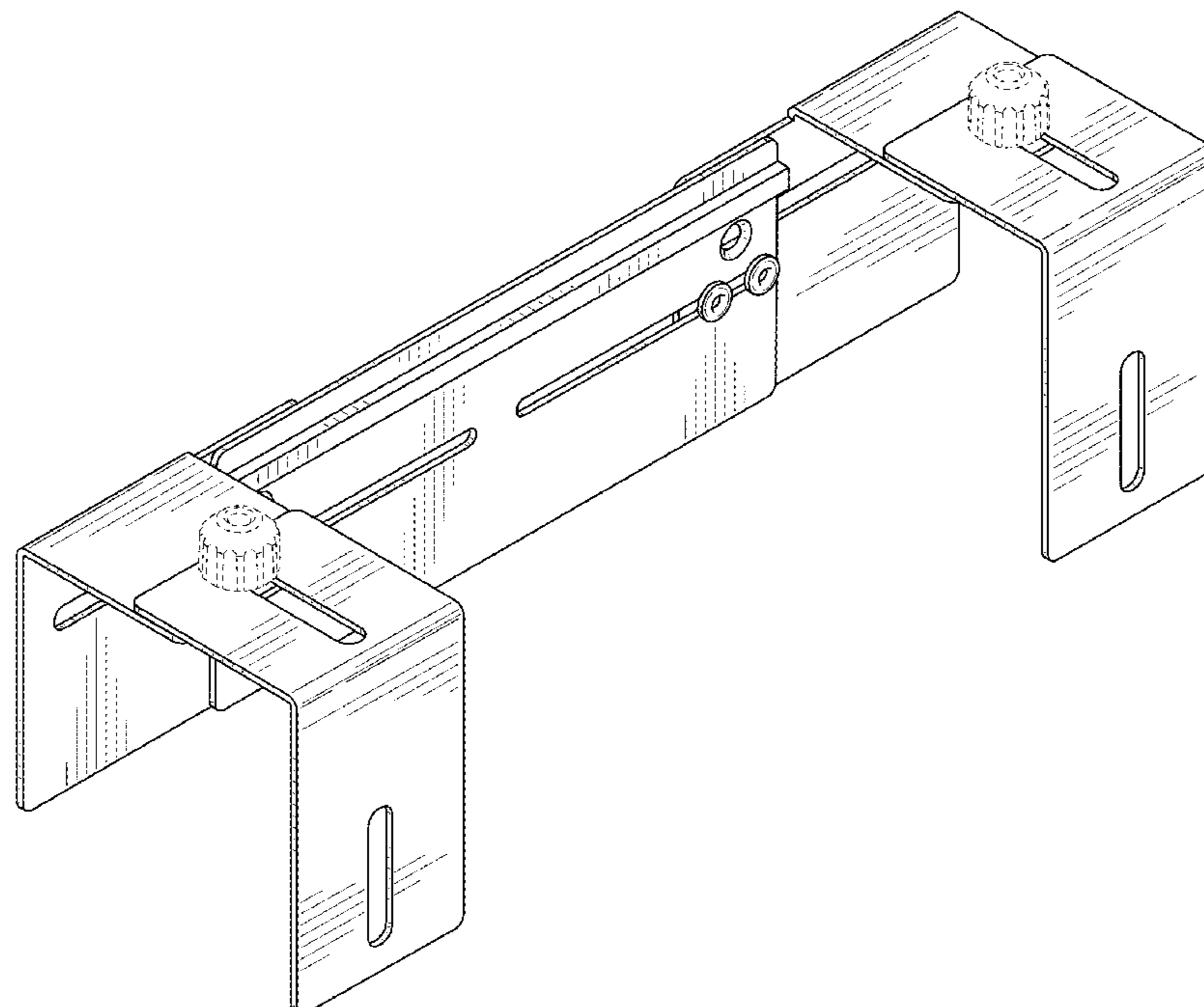
The ornamental design for a device mount, as shown and described.

DESCRIPTION

FIG. 1 is a perspective view of the device mount.
 FIG. 2 is a front view of the device mount.
 FIG. 3 is a back view of the device mount.
 FIG. 4 is a left side view of the device mount, the right side view of the device mount being a mirror image thereof.
 FIG. 5 is a top view of the device mount; and,
 FIG. 6 is a bottom view of the device mount.
 The broken lines in the drawings illustrate portions of the device mount, which form no part of the claimed design.

1 Claim, 4 Drawing Sheets

- (56) **References Cited**
U.S. PATENT DOCUMENTS
- 4,079,604 A * 3/1978 Anderegg B60R 11/0205
248/285.1
- D296,075 S * 6/1988 Jones D15/7
- 6,126,128 A * 10/2000 Costa F16M 13/02
248/278.1
- 6,164,611 A * 12/2000 Kuhnke F16M 11/10
248/178.1



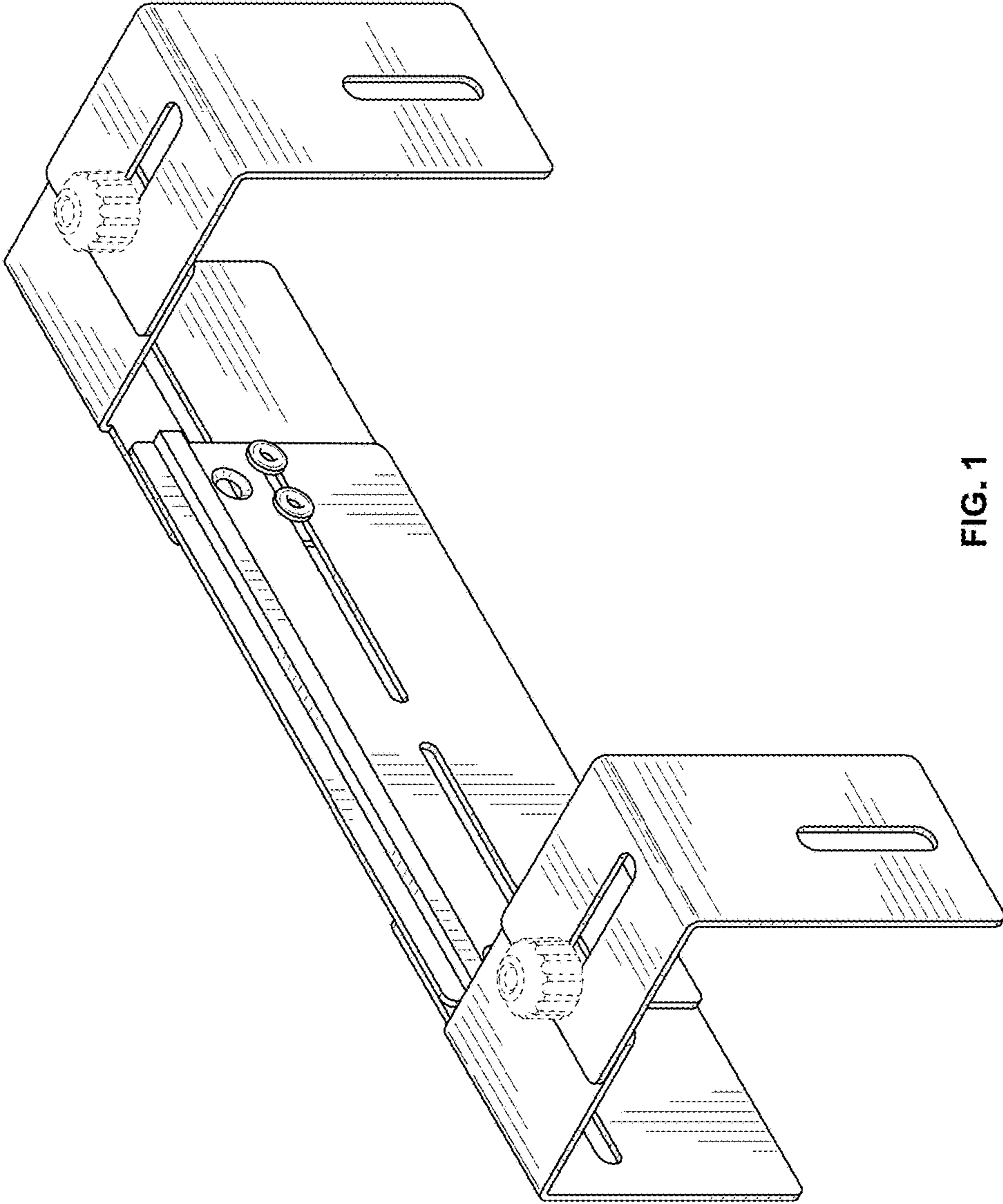


FIG. 1

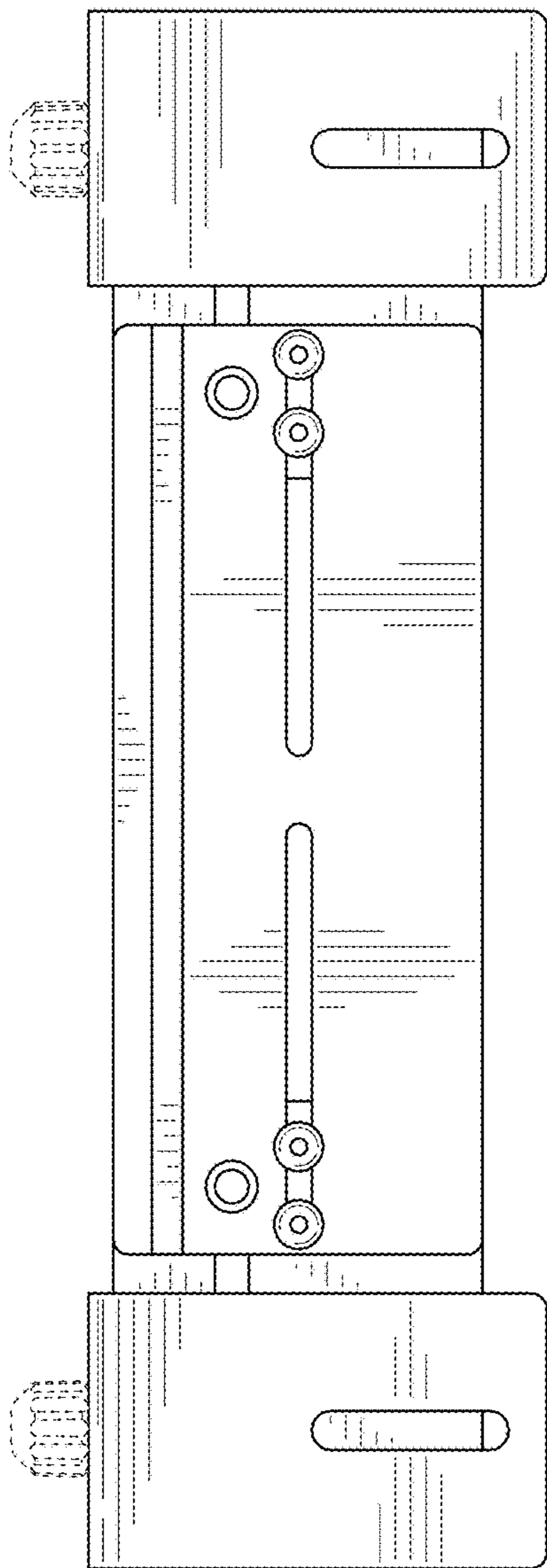


FIG. 2

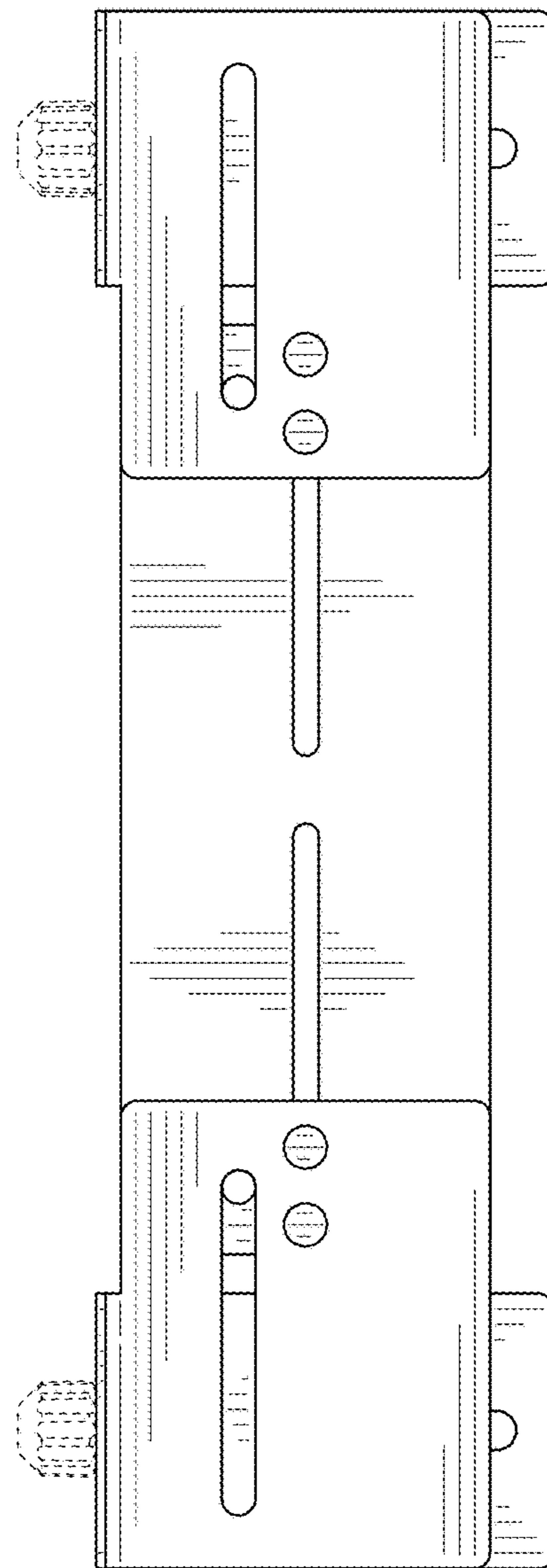


FIG. 3

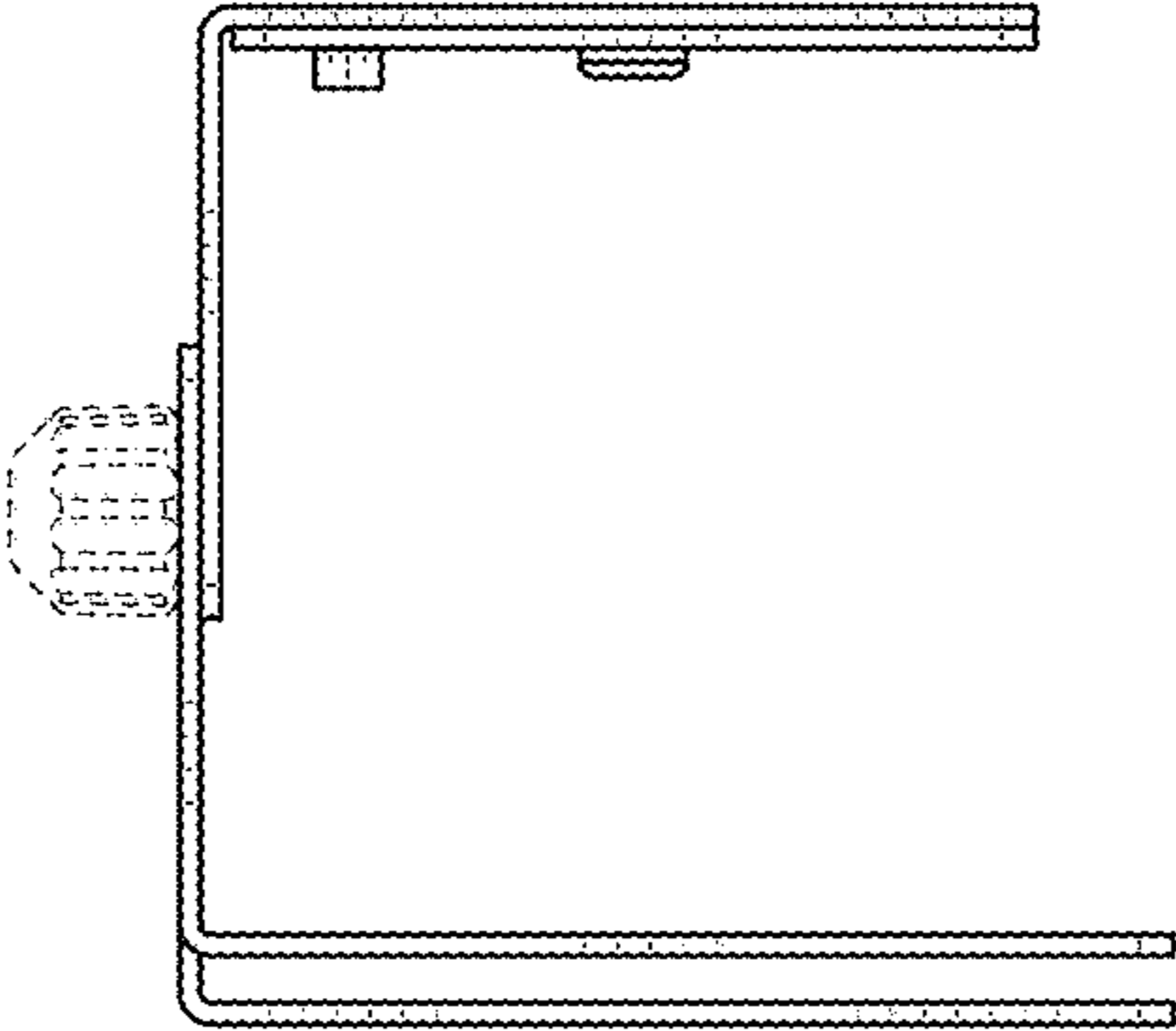


FIG. 4




FIG. 5




FIG. 6