



US00D866283S

(12) **United States Design Patent** (10) **Patent No.:** **US D866,283 S**
Hahn (45) **Date of Patent:** **** Nov. 12, 2019**

- (54) **SCREWDRIVER HANDLE**
- (71) Applicant: **Wiha Werkzeuge GmbH**, Schonach (DE)
- (72) Inventor: **Wilhelm Hahn**, Schonach (DE)
- (73) Assignee: **Wiha Werkzeuge GmbH**, Schonach (DE)
- (**) Term: **15 Years**
- (21) Appl. No.: **29/632,822**
- (22) Filed: **Jan. 10, 2018**
- (30) **Foreign Application Priority Data**
 - Jul. 25, 2017 (EM) 004119154-0001
 - Jul. 25, 2017 (EM) 004119154-0002
- (51) **LOC (12) Cl.** **08-04**
- (52) **U.S. Cl.**
 - USPC **D8/83**
- (58) **Field of Classification Search**
 - USPC D8/82, 83, 84, 85, 86, 87, 107, 303; D7/395; D4/138; D24/133
 - CPC B25B 15/00; B25B 15/001; B25B 15/02; B25B 15/04; B25G 1/005; B25G 1/063
 - See application file for complete search history.

- (56) **References Cited**
 - U.S. PATENT DOCUMENTS**
 - D338,385 S * 8/1993 Shu D8/83
 - D379,750 S * 6/1997 Thompson D8/83

D413,782 S *	9/1999	Krapowicz	D8/82
D440,479 S *	4/2001	Hsiao	D8/82
D441,630 S *	5/2001	Tseng	D8/83
D467,153 S *	12/2002	Edwards	D8/82
D508,192 S *	8/2005	Wang	D8/82
D538,129 S *	3/2007	Jansson	D8/82
D559,070 S *	1/2008	Singh	D8/83
D616,278 S *	5/2010	Deguglimo	D8/82
D700,496 S *	3/2014	Hsiao	D8/82
D727,130 S *	4/2015	Robinson	D8/83
D769,689 S *	10/2016	Squiers	D8/83
D810,538 S *	2/2018	Ou	D8/83

* cited by examiner

Primary Examiner — Philip S Hyder
(74) *Attorney, Agent, or Firm* — Volpe and Koenig, P.C.

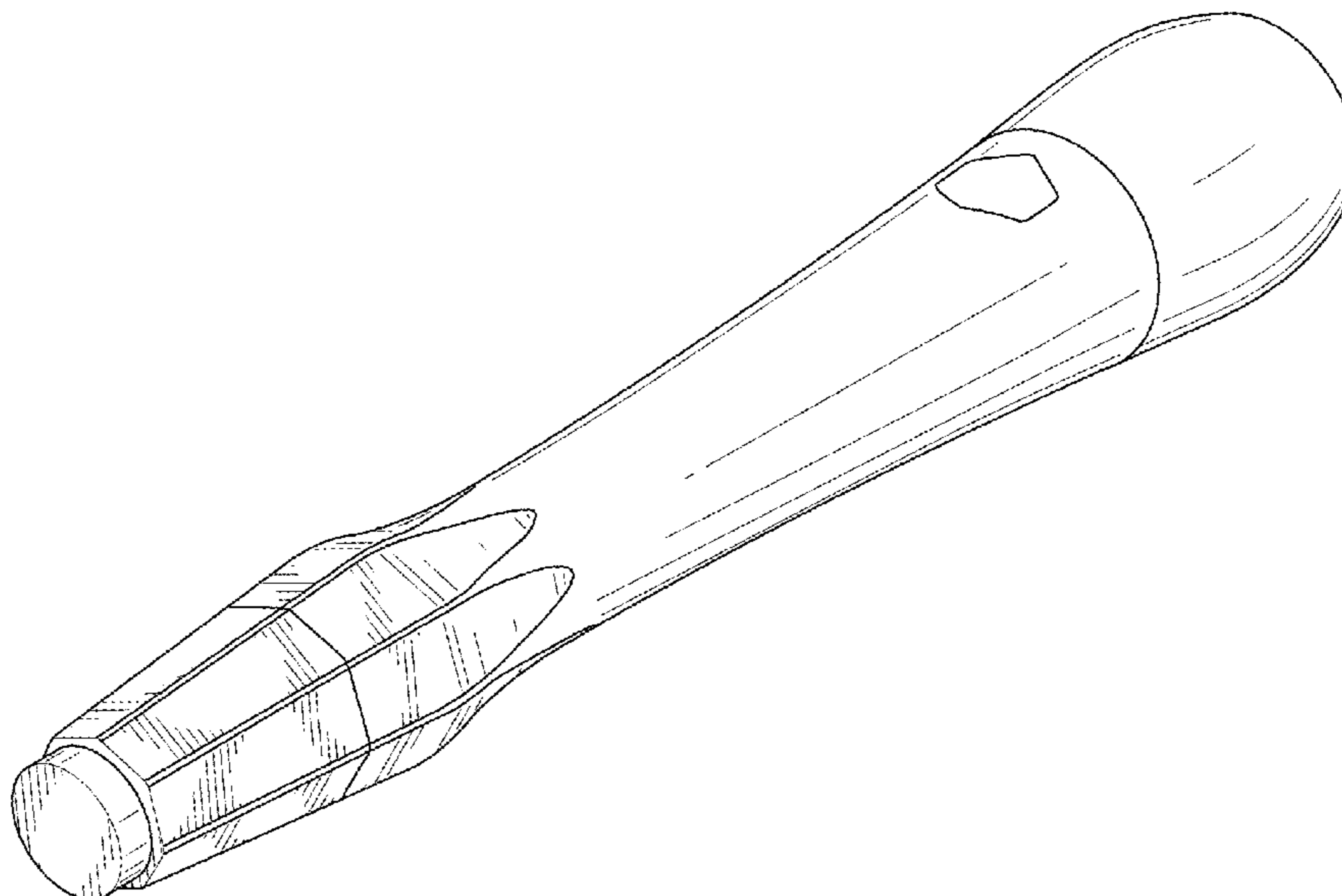
(57) **CLAIM**

The ornamental design for a screwdriver handle, as shown and described.

DESCRIPTION

FIG. 1 is a bottom plan view of the screwdriver handle in accordance with my design,
FIG. 2 is a top plan view thereof,
FIG. 3 is a right side elevational view thereof,
FIG. 4 is a front elevational view thereof, the rear elevational view being identical thereto,
FIG. 5 is a left side elevational view thereof; and,
FIG. 6 is a perspective view thereof.
The broken lines represent portions of the screwdriver handle that form no part of the claimed design.

1 Claim, 3 Drawing Sheets



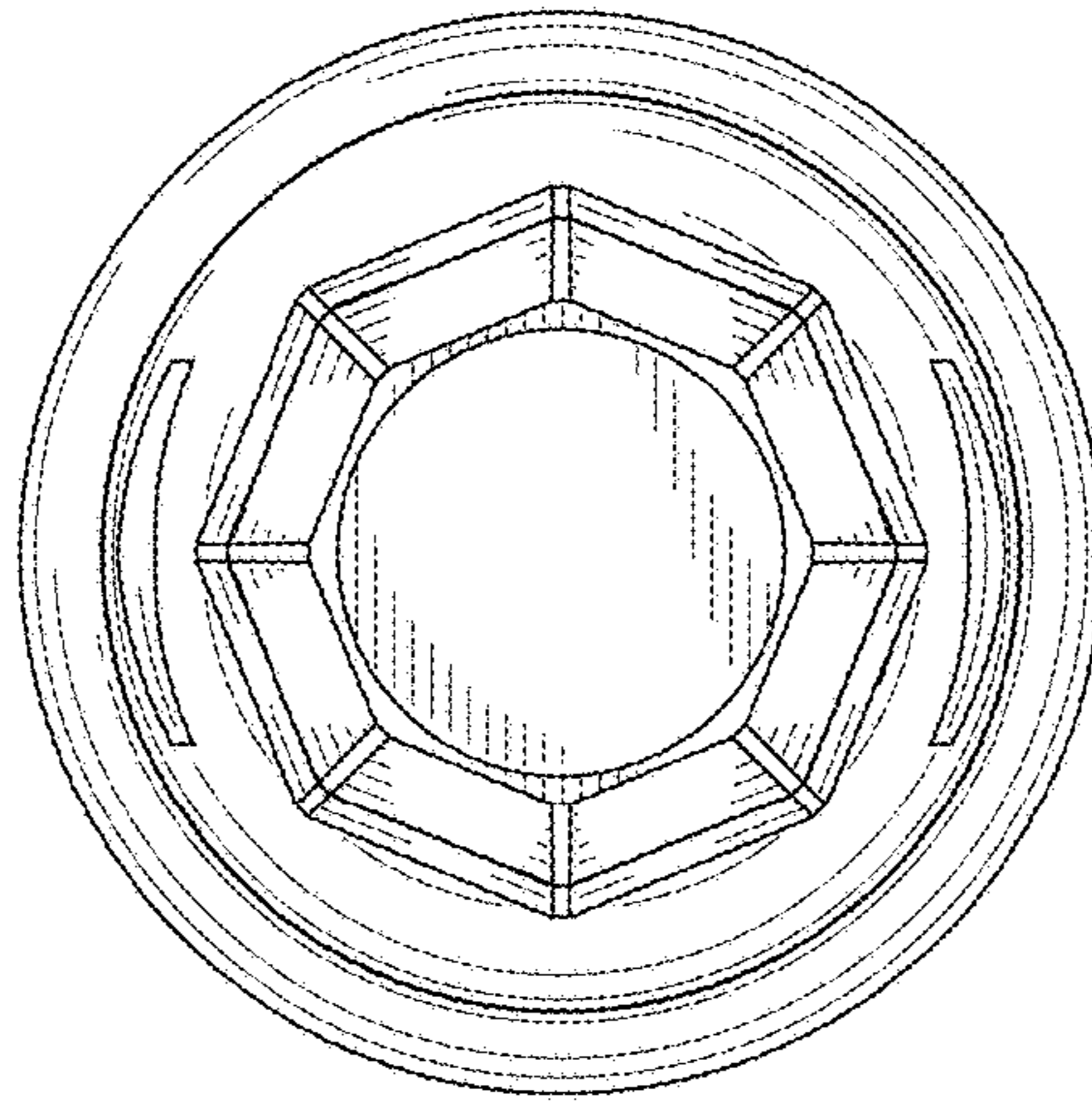


FIG. 1

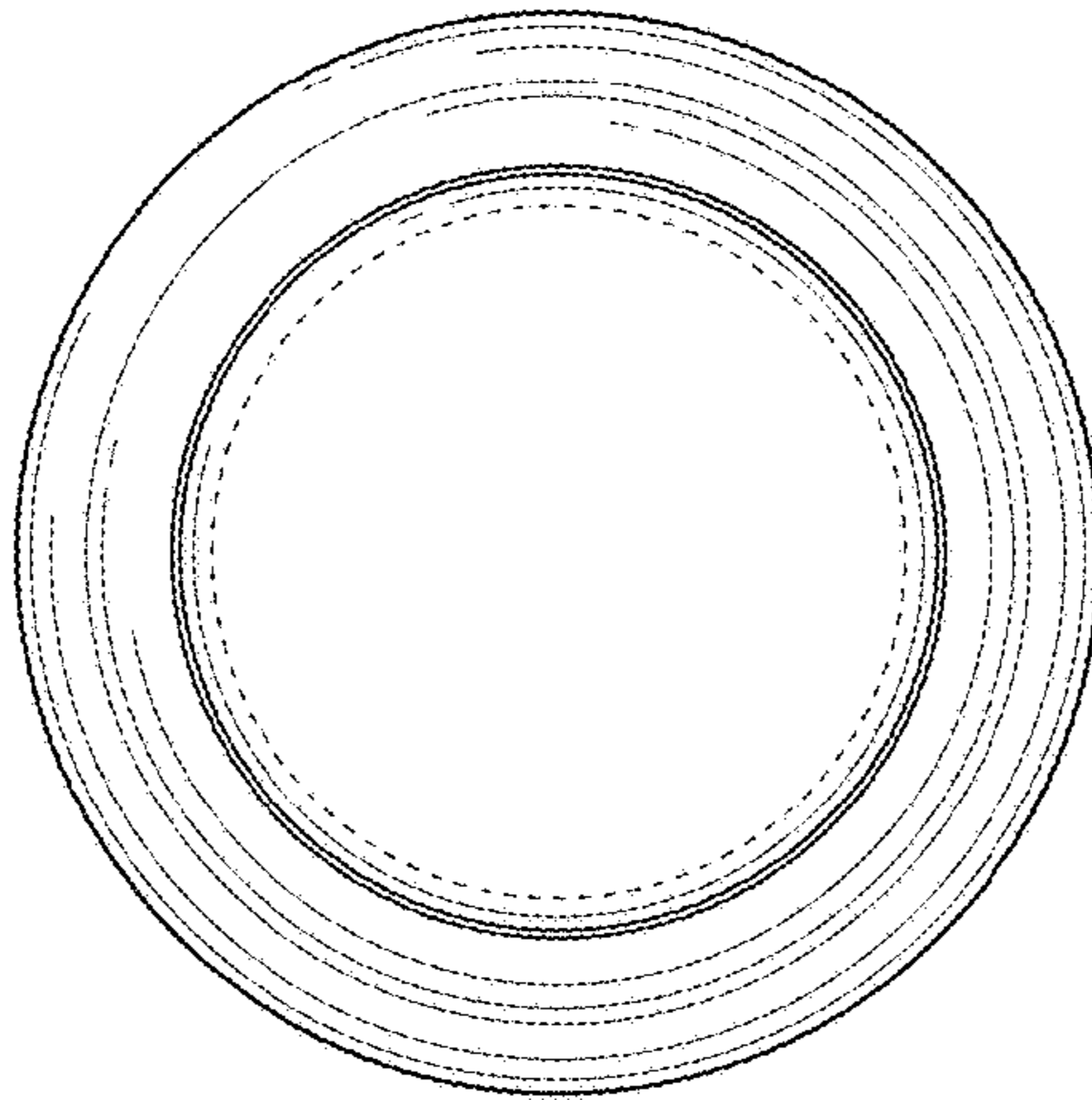


FIG. 2

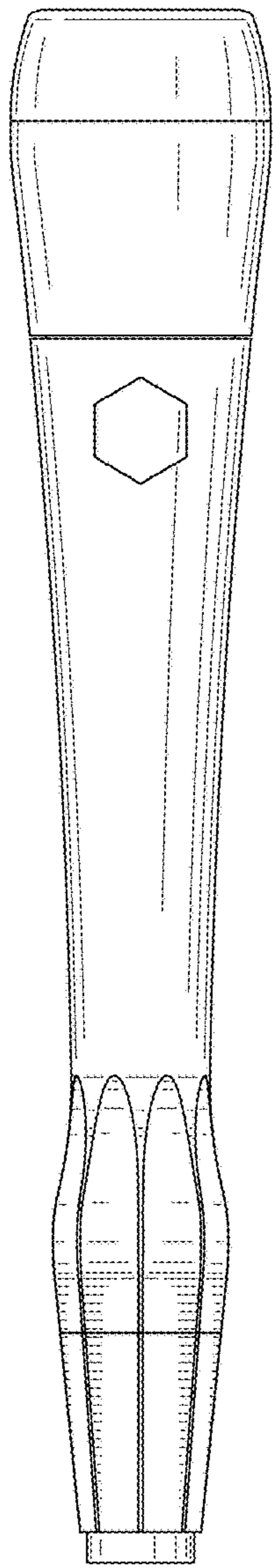


FIG. 3

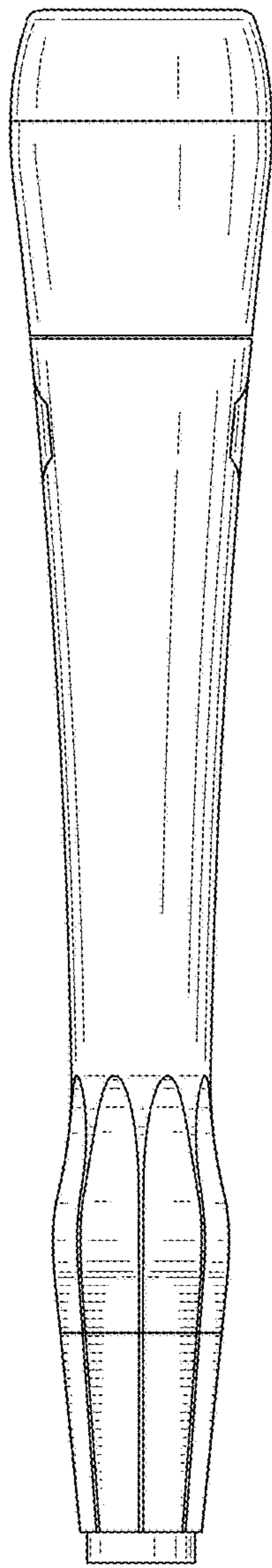


FIG. 4

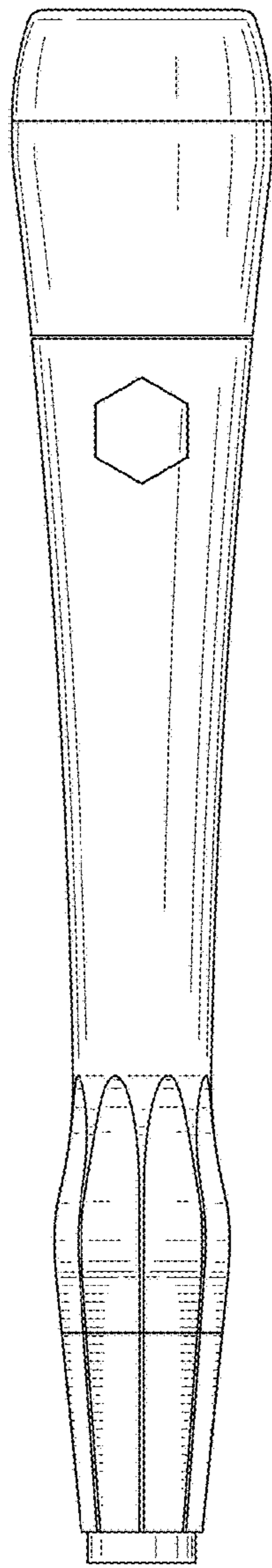


FIG. 5

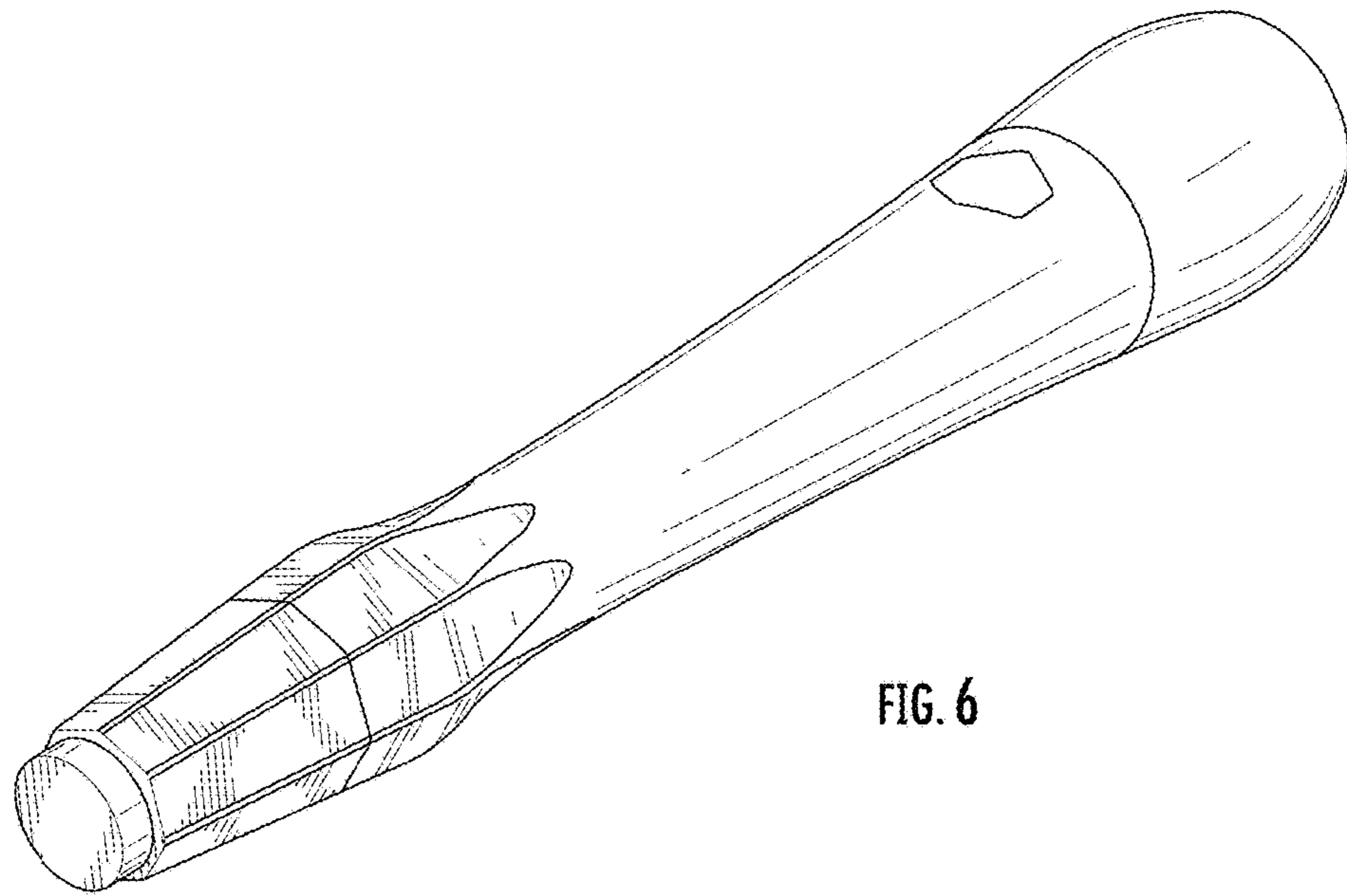


FIG. 6