



US00D866276S

(12) **United States Design Patent** (10) **Patent No.:** **US D866,276 S**
Shlaferman (45) **Date of Patent:** **** Nov. 12, 2019**

(54) **WALLET CARD MULTI-TOOL WITH MIRROR**
(71) Applicant: **DYNAMITE MARKETING INC,**
New York, NY (US)
(72) Inventor: **Alex Shlaferman,** Brooklyn, NY (US)
(**) Term: **15 Years**
(21) Appl. No.: **29/667,751**
(22) Filed: **Oct. 24, 2018**

D730,131 S 5/2015 Cornell
D732,360 S 6/2015 Reeder
D751,877 S * 3/2016 Shlaferman D8/19
D772,678 S * 11/2016 Haarbuerger D8/105
D792,749 S * 7/2017 Faro D8/19
D793,352 S * 8/2017 Hill D13/182
D799,301 S * 10/2017 Cetera D8/105
D801,139 S * 10/2017 Cheng D8/19
D808,765 S * 1/2018 Kisling D8/105
D815,932 S * 4/2018 Lee D8/27
D817,196 S * 5/2018 Haarbuerger D10/64
D827,408 S * 9/2018 Stefanczyk-Lacor D8/105
10,206,473 B2 * 2/2019 Haarbuerger A45C 13/001
D842,070 S * 3/2019 Kisling D8/105

* cited by examiner

Related U.S. Application Data

(63) Continuation-in-part of application No. 29/657,006,
filed on Jul. 18, 2018.
(51) **LOC (12) Cl.** **08-05**
(52) **U.S. Cl.**
USPC **D8/19**
(58) **Field of Classification Search**
USPC D8/16, 18, 19, 20, 105, 363, 366,
D8/370-377, 380-382
CPC B25F 1/00; B25F 1/02; A45F 2200/0575;
G01B 5/18
See application file for complete search history.

Primary Examiner — Eliza Z Bennett-Hattan

(74) *Attorney, Agent, or Firm* — Michael J. Feigin, Esq.;
Feigin and Fridman

(57) **CLAIM**

The ornamental design for a wallet card multi-tool with mirror, as shown and described.

DESCRIPTION

FIG. 1 shows a top and side perspective view of a wallet card multi-tool with mirror.

FIG. 2 shows a bottom and reverse side perspective view thereof.

FIG. 3 shows a top plan view thereof.

FIG. 4 shows a bottom plan view thereof.

FIG. 5 shows a first side view thereof.

FIG. 6 shows a second side view thereof.

FIG. 7 shows a third side view thereof; and,

FIG. 8 shows a fourth side view thereof.

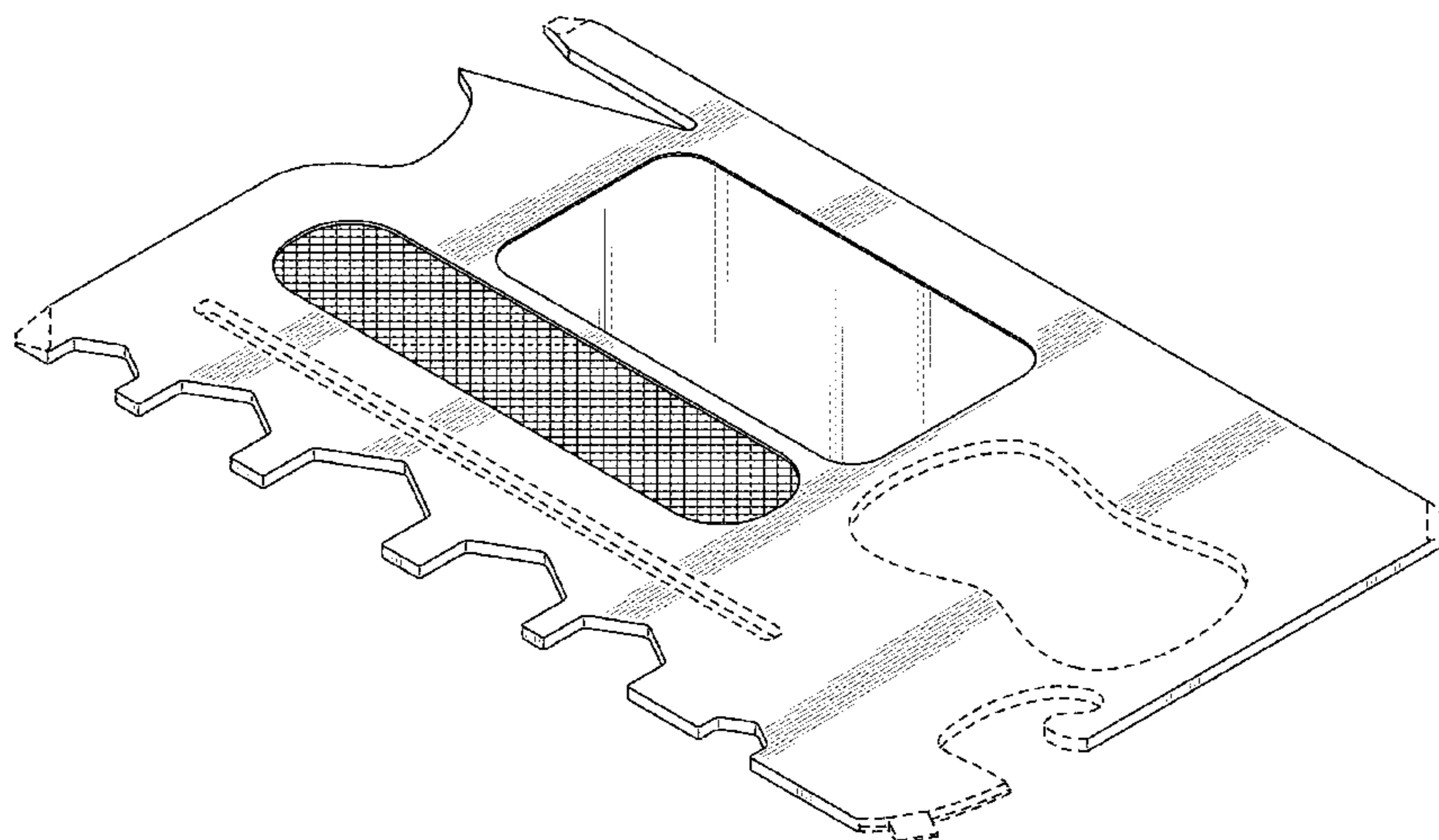
The broken lines depict unclaimed portions of the wallet card multi-tool with mirror only and form no part of the claimed design.

(56) **References Cited**

U.S. PATENT DOCUMENTS

D33,779 S 12/1900 Medern et al.
D218,272 S 8/1970 Bothe
D241,006 S 8/1976 Wallace
D356,243 S 3/1995 Eckerman
D468,977 S 1/2003 Graff et al.
D528,880 S 9/2006 Belflower
D666,883 S 9/2012 Howard et al.
D701,110 S 3/2014 Symons
D707,091 S 6/2014 Barr
D729,023 S 5/2015 Alho et al.

1 Claim, 5 Drawing Sheets



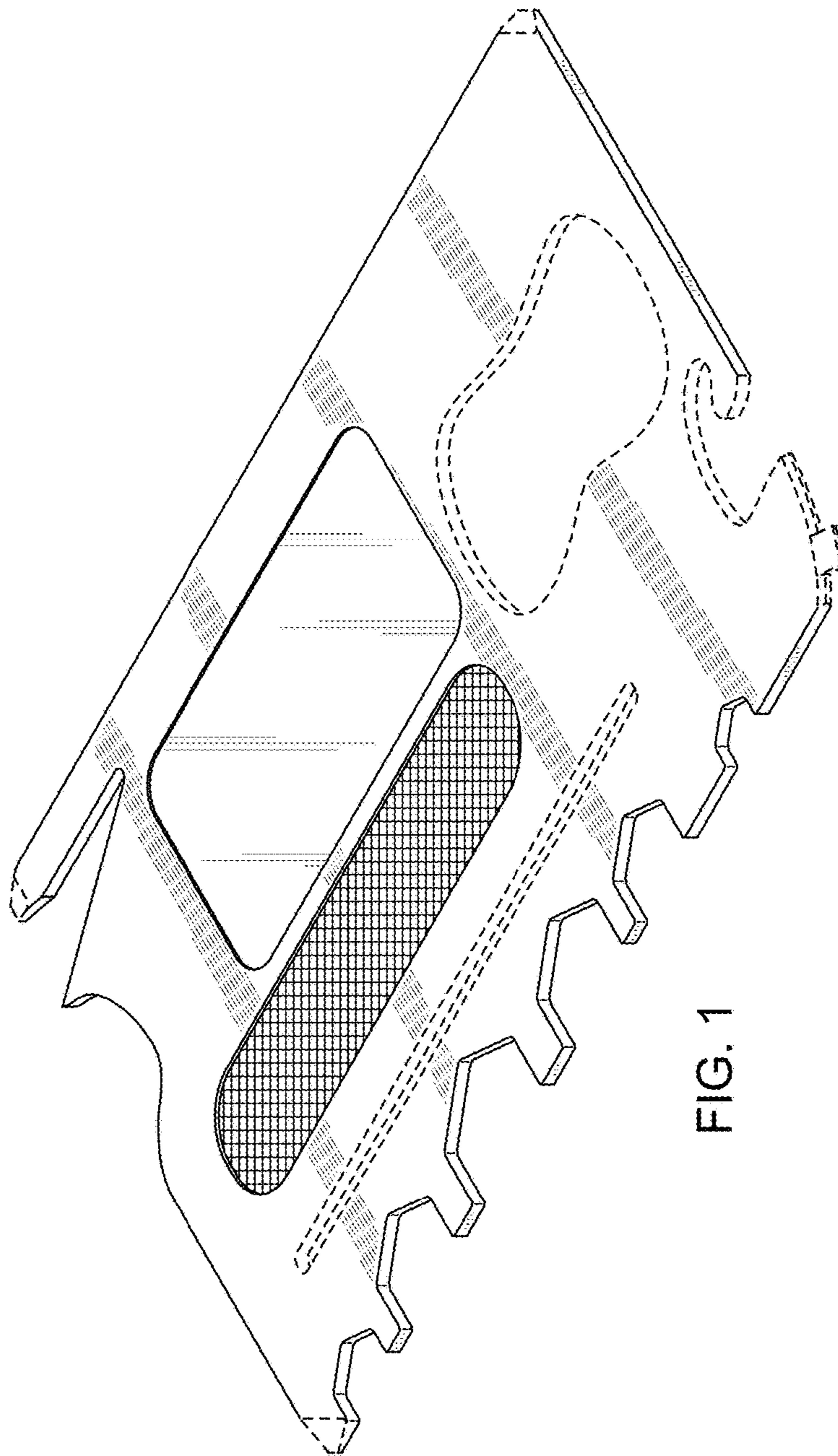


FIG. 1

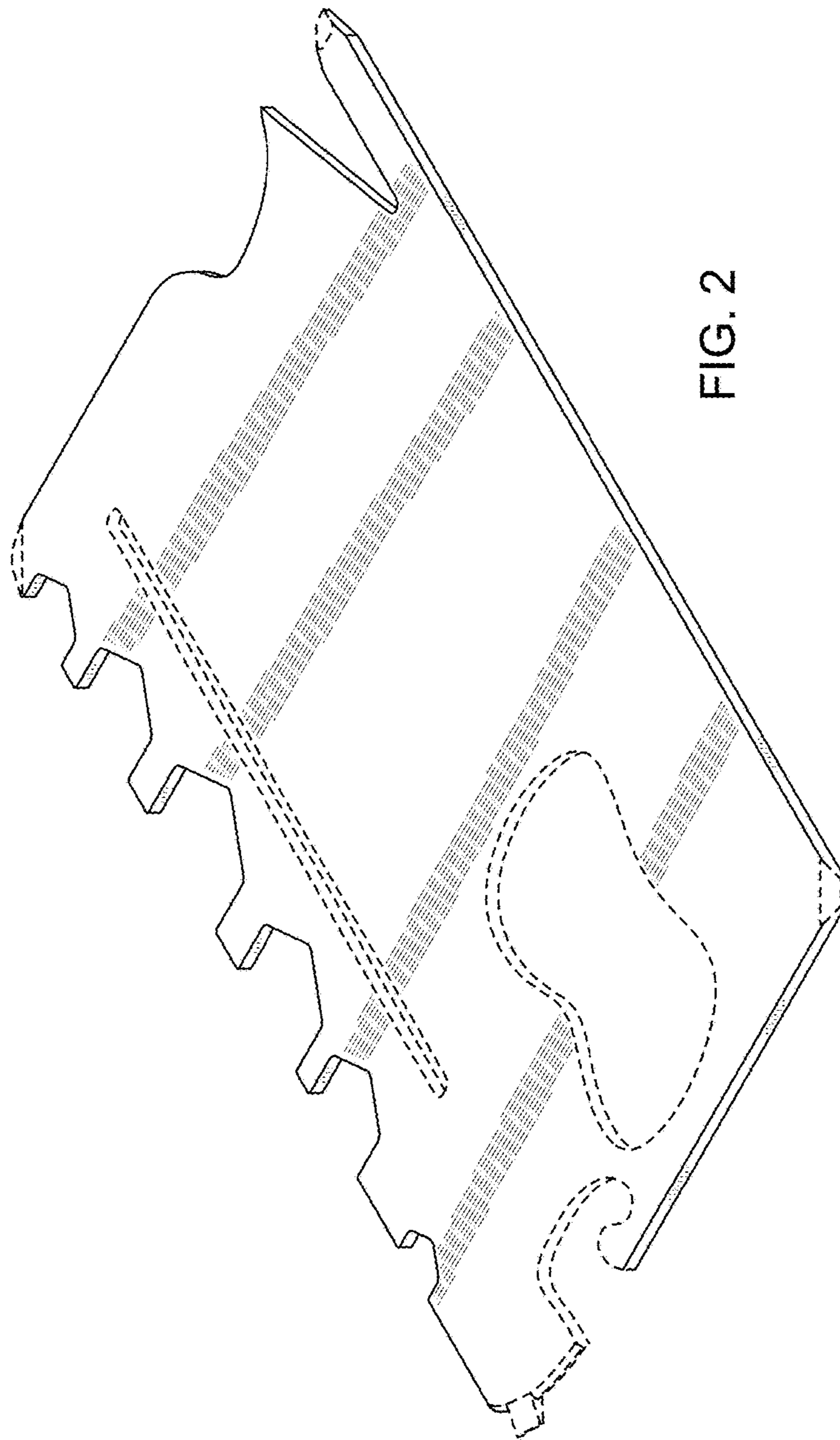


FIG. 2

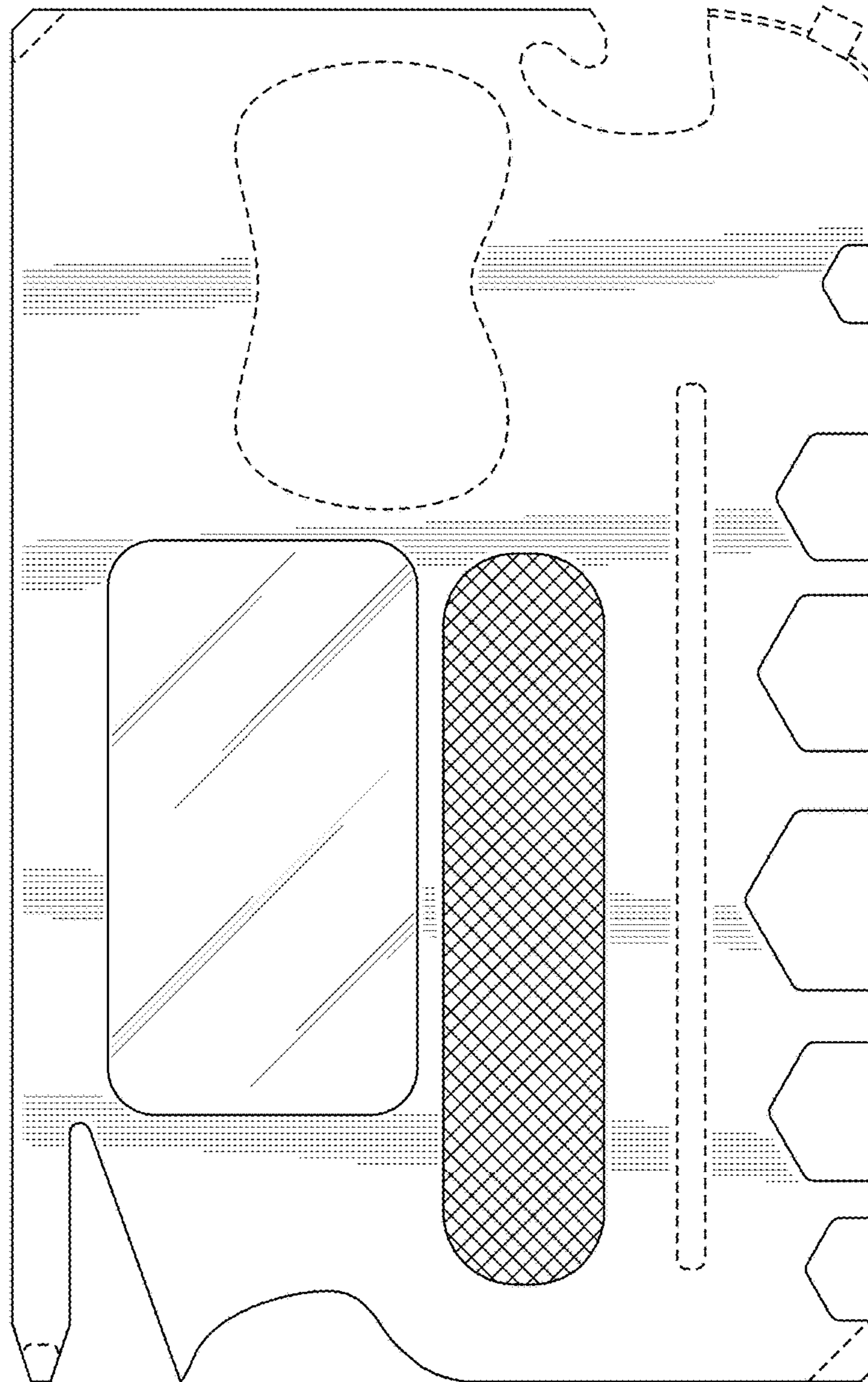


FIG. 3

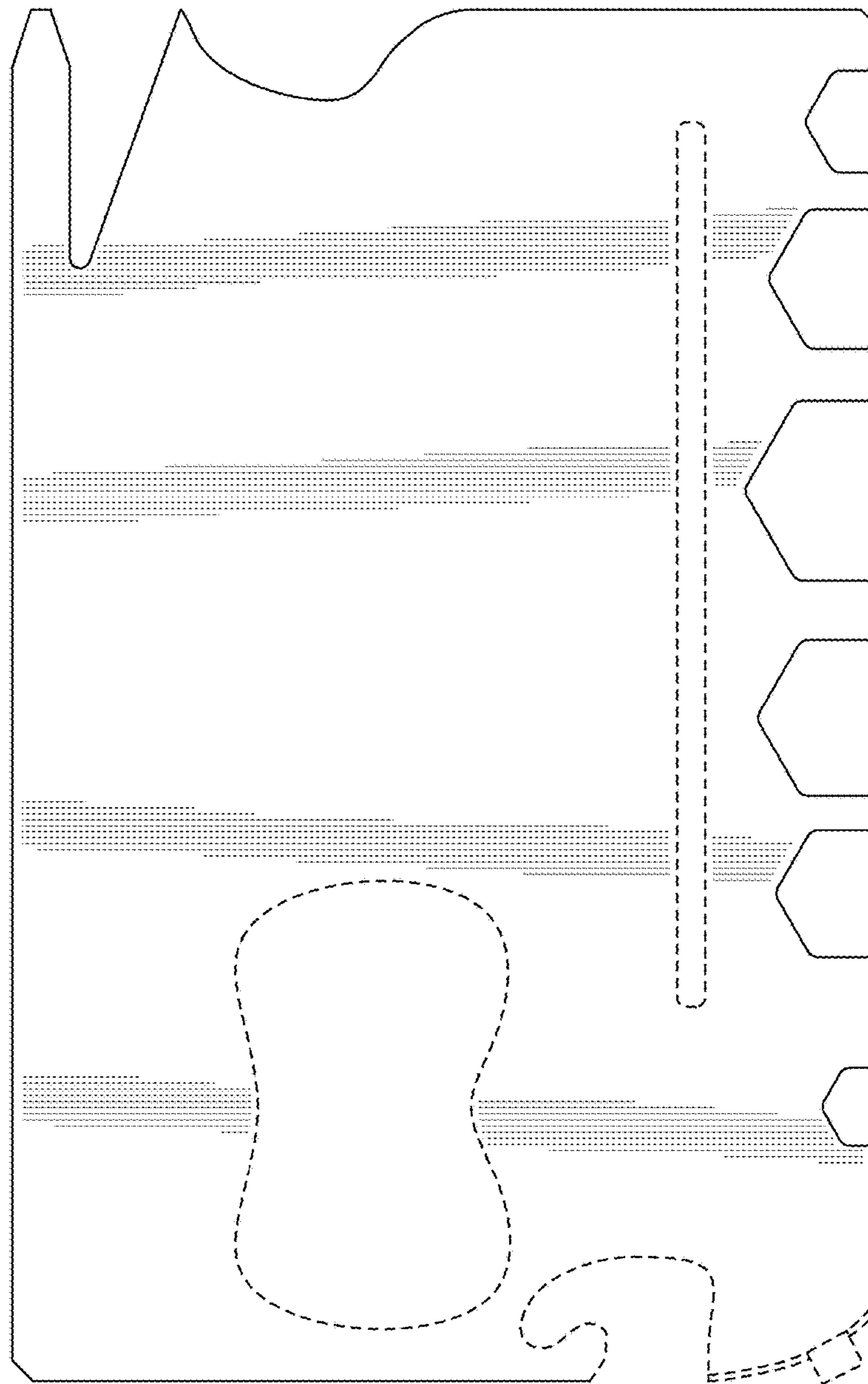


FIG. 4




FIG. 5

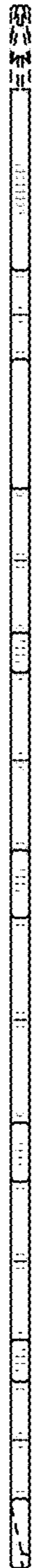


FIG. 6

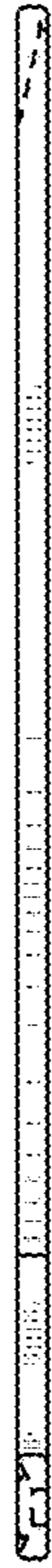


FIG. 7

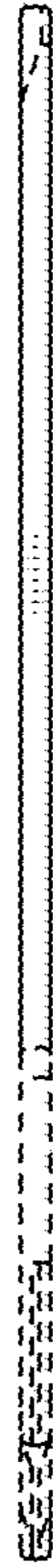


FIG. 8