



US00D866269S

(12) **United States Design Patent**
Coplin

(10) **Patent No.:** **US D866,269 S**

(45) **Date of Patent:** **** Nov. 12, 2019**

(54) **REMOVABLE NEOPRENE SLEEVE FOR A
JOCKEY BOX COOLER**

D612,669 S 3/2010 Sanchez et al.
8,430,284 B2 4/2013 Broadbent et al.
8,827,109 B1* 9/2014 Sheehan A45C 13/08
150/154

(71) Applicant: **David Coplin**, Huntington Beach, CA
(US)

9,095,201 B2 8/2015 Simonsen
2002/0108279 A1 8/2002 Hubbard, II et al.
2007/0000932 A1 1/2007 Cron et al.

(72) Inventor: **David Coplin**, Huntington Beach, CA
(US)

2010/0133326 A1* 6/2010 Sanchez B65D 81/3813
229/87.03

(**) Term: **15 Years**

* cited by examiner

(21) Appl. No.: **29/645,821**

Primary Examiner — Terry A Wallace

(22) Filed: **Apr. 30, 2018**

(74) *Attorney, Agent, or Firm* — Knobbe, Martens, Olson
& Bear LLP

(51) **LOC (12) Cl.** **07-01**

(57) **CLAIM**

(52) **U.S. Cl.**
USPC **D7/605**

I claim the ornamental design for a removable neoprene sleeve for a jockey box cooler, as shown and described.

(58) **Field of Classification Search**
USPC D7/605–608; D9/444
CPC B65D 81/38; B65D 81/3886;
B65D 81/3897; B65D 81/3813; B65D
81/3816; B65D 81/3818; B65D 81/382;
B65D 81/3823; B65D 81/3876; B65D
25/34; B65D 65/02; F25D 3/08; A45C
11/20; A45C 13/002; A45C 13/08
See application file for complete search history.

DESCRIPTION

(56) **References Cited**

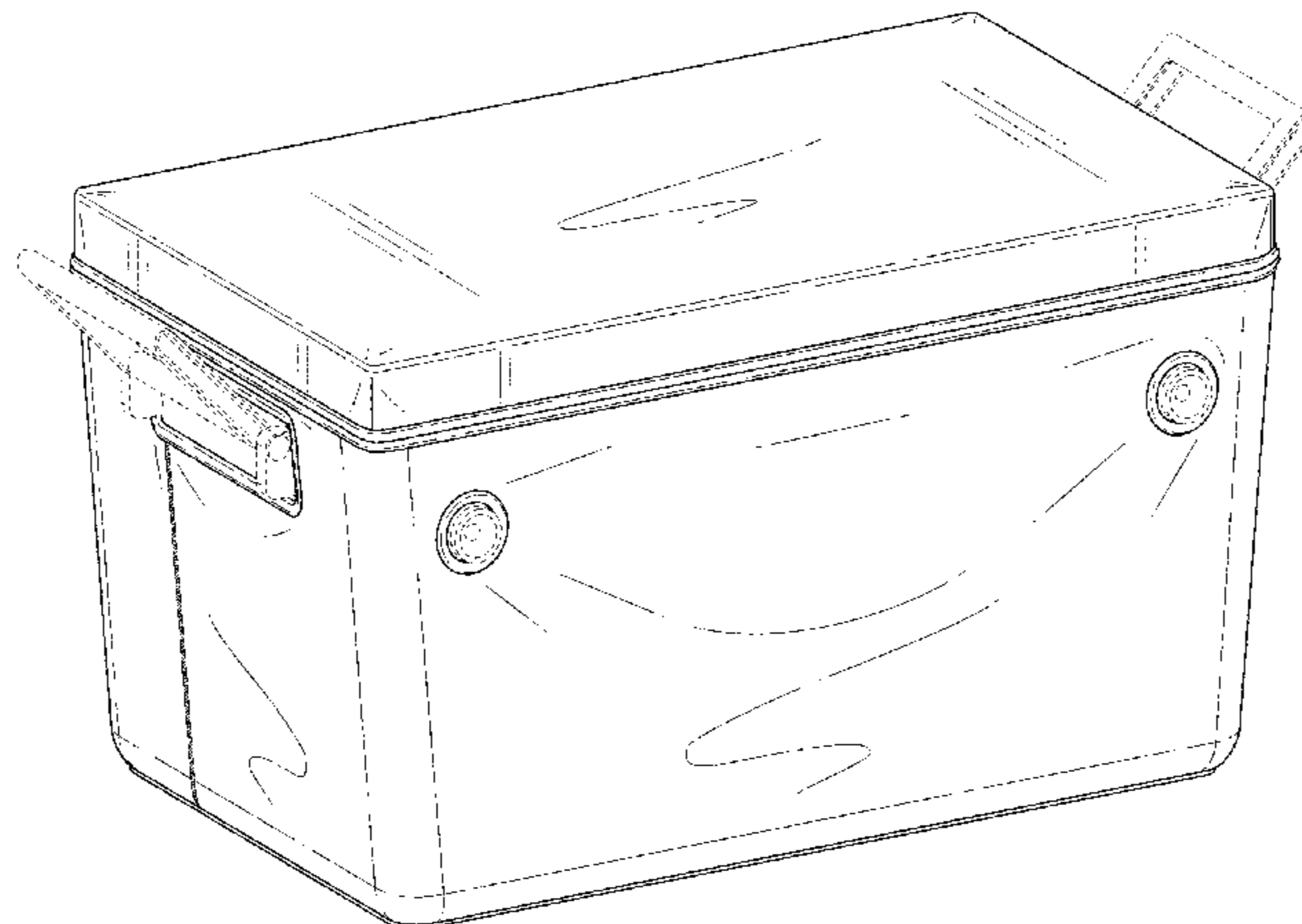
U.S. PATENT DOCUMENTS

5,609,265 A 3/1997 Haberkorn et al.
6,027,249 A * 2/2000 Bielinski B65D 81/3897
150/156
6,036,047 A * 3/2000 Dobbie A45C 11/20
150/154
6,145,696 A * 11/2000 Duncan B65D 25/34
150/154
6,276,164 B1 * 8/2001 Santa Cruz B65D 81/3886
62/372
6,349,845 B1 * 2/2002 Duncan B65D 25/34
150/154

FIG. 1 is a top perspective view of one embodiment of a new design for a removable neoprene sleeve for a jockey box cooler with the sleeve resiliently mounted on the jockey box cooler, the lid in the closed position;
FIG. 2 is a top perspective view thereof with the lid in the open position, showing disclaimed coils;
FIG. 3 is a top perspective view thereof with the lid in the closed position showing disclaimed handles and spigots.
FIG. 4 is a front view thereof;
FIG. 5 is a rear view thereof;
FIG. 6 is a left-side view thereof;
FIG. 7 is a right-side view thereof;
FIG. 8 is a top view thereof; and,
FIG. 9 is a bottom view thereof.

The broken lines in the drawings are included for the purpose of illustrating features that form no part of the claimed design, such as the handles, coils, connectors and spigots of the jockey box cooler.

1 Claim, 8 Drawing Sheets



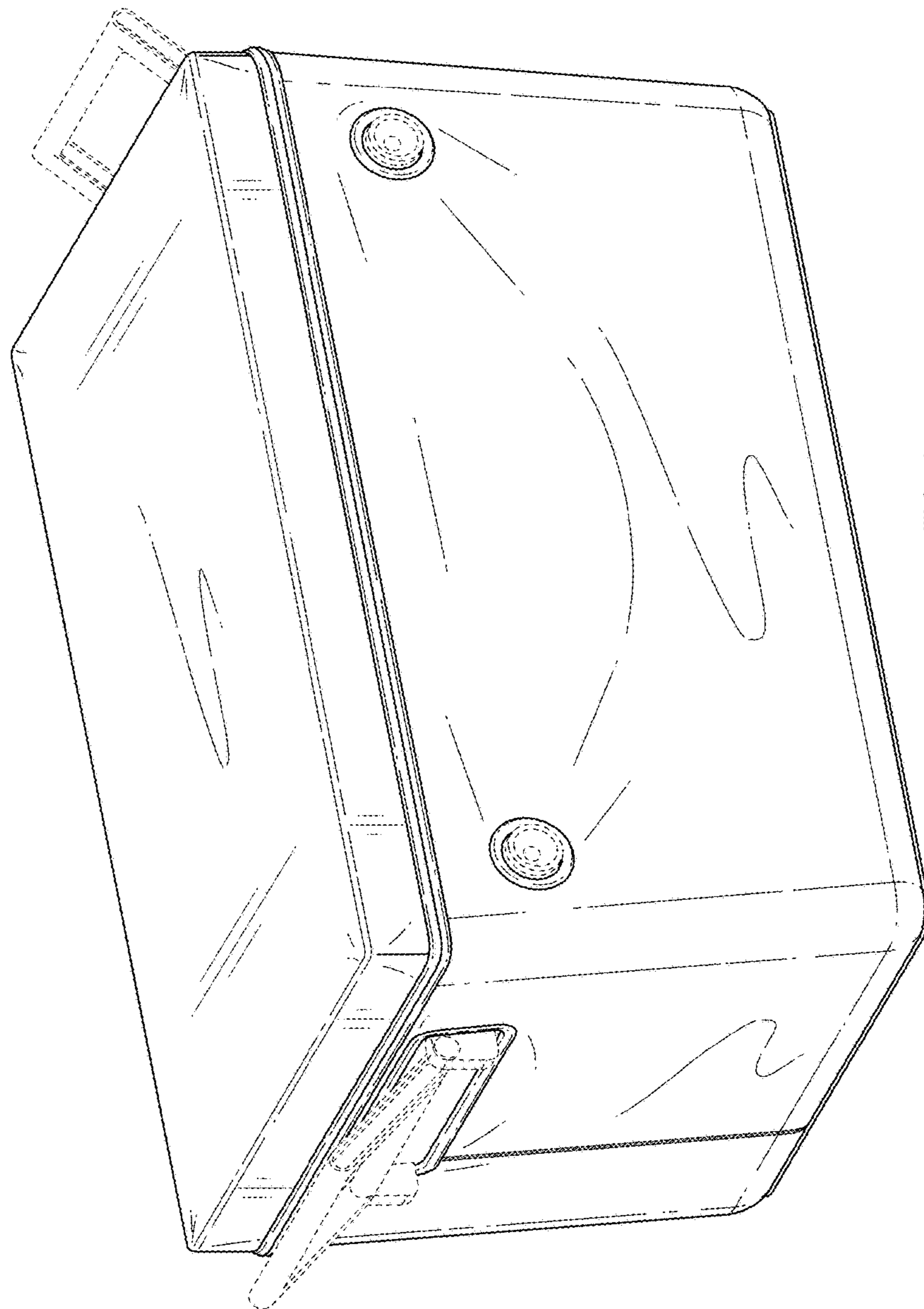


FIG. 1

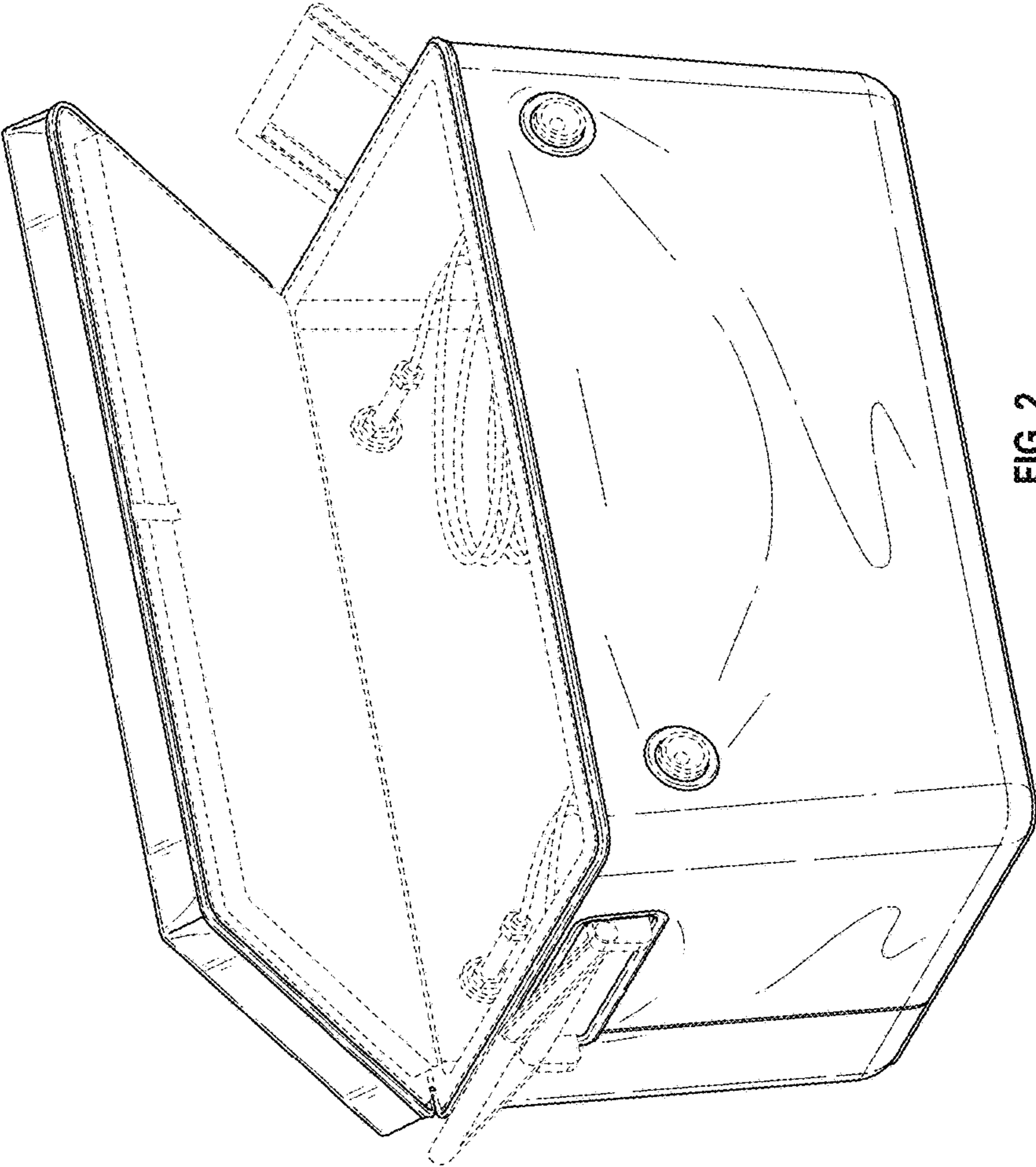


FIG. 2

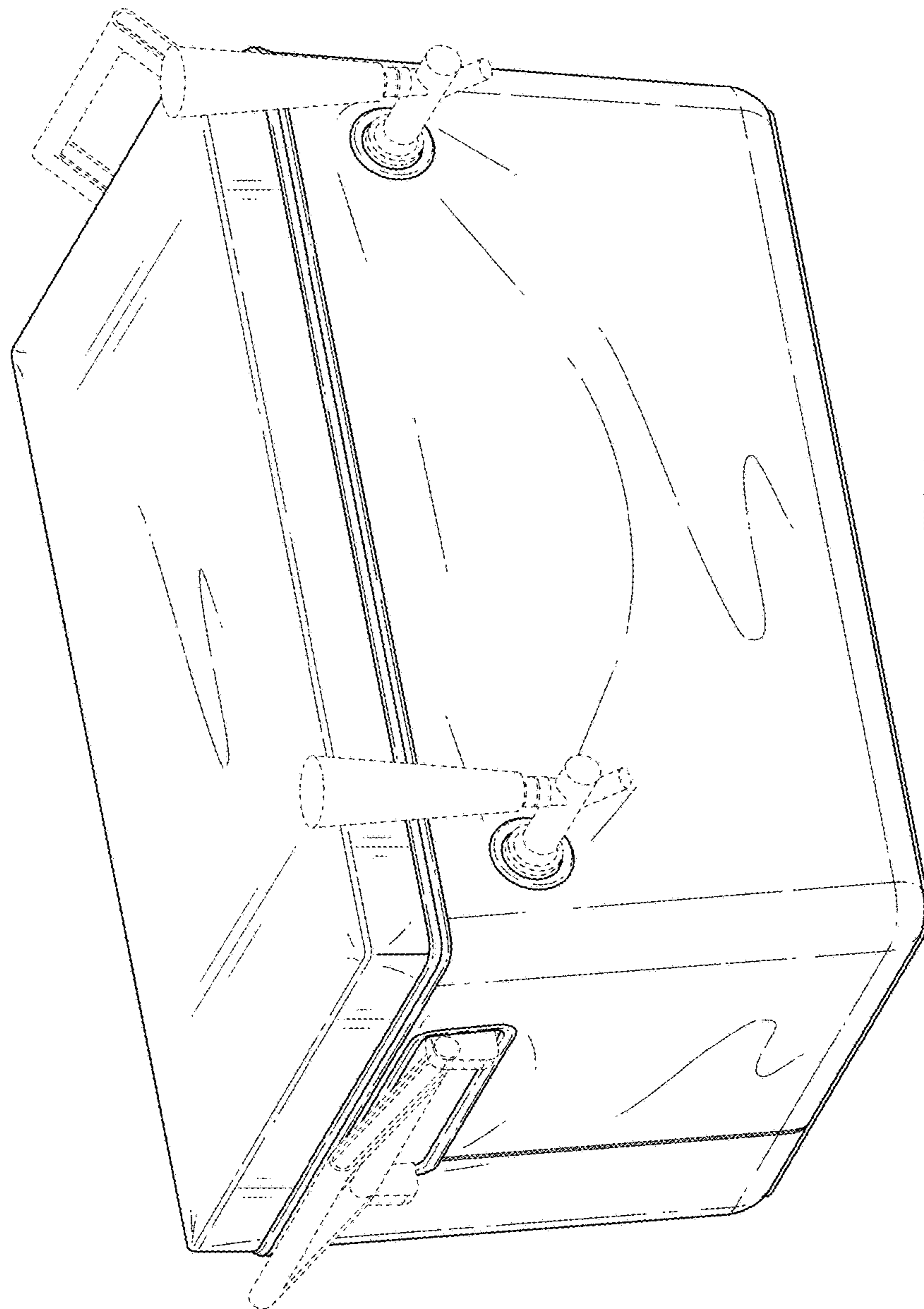


FIG. 3




FIG. 4

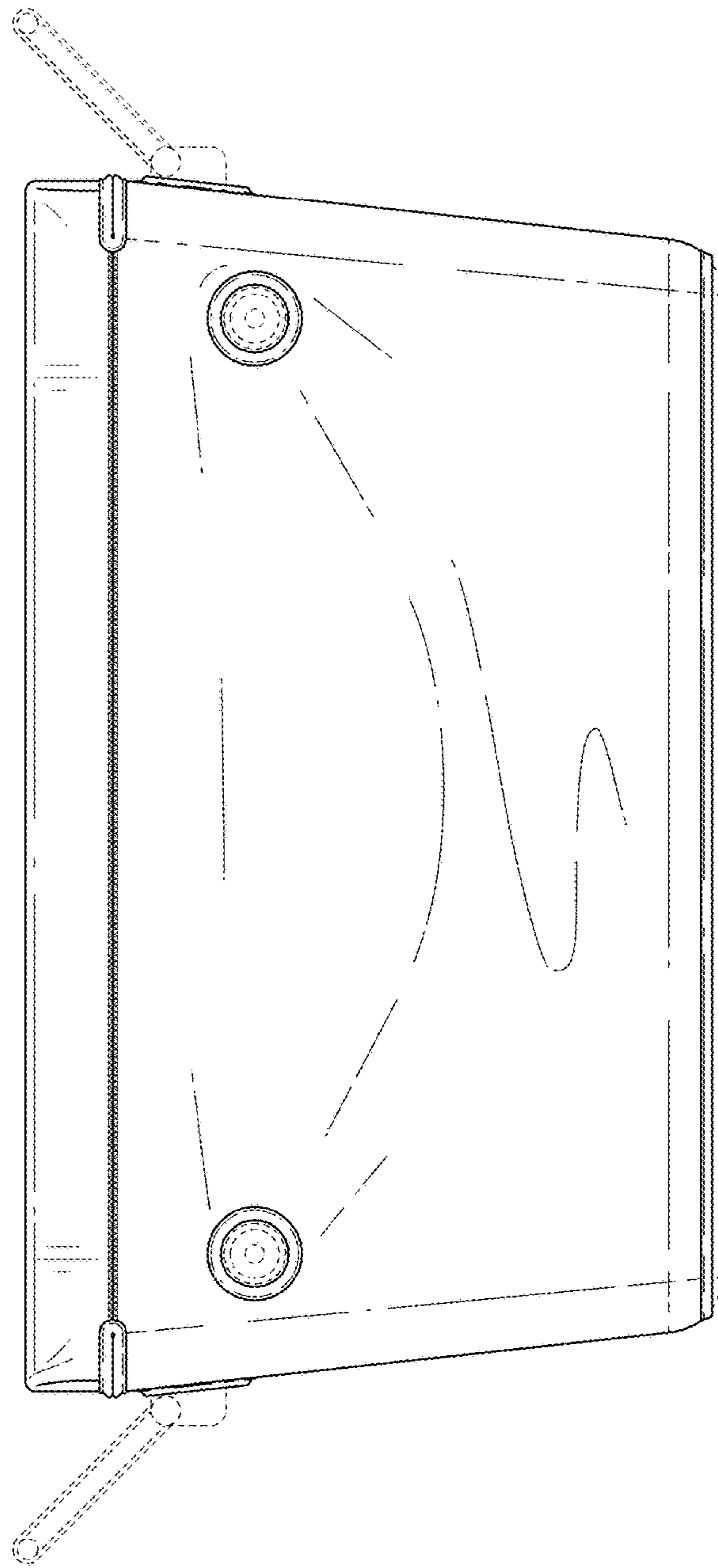


FIG. 5

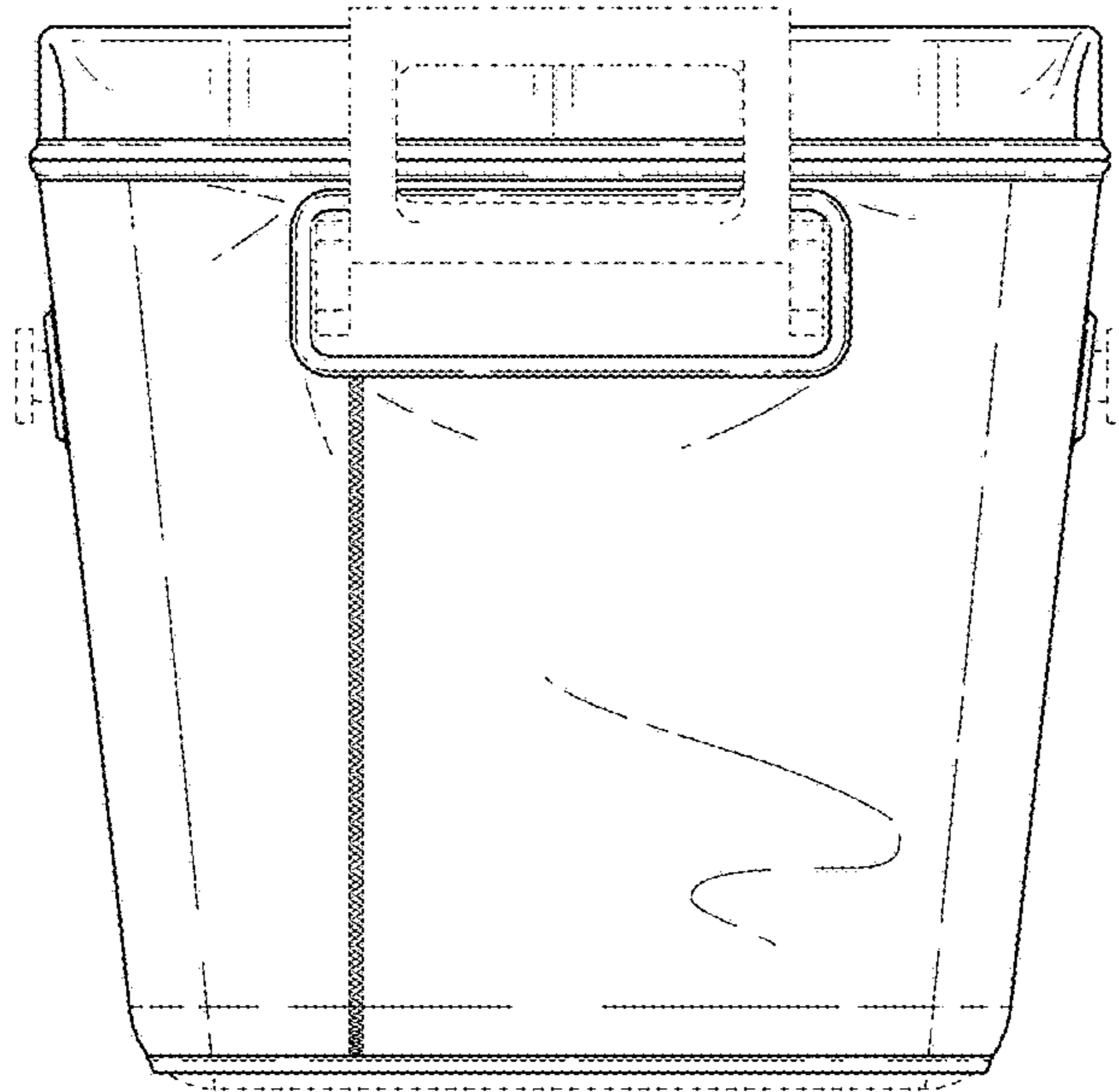


FIG. 6




FIG. 7




FIG. 8

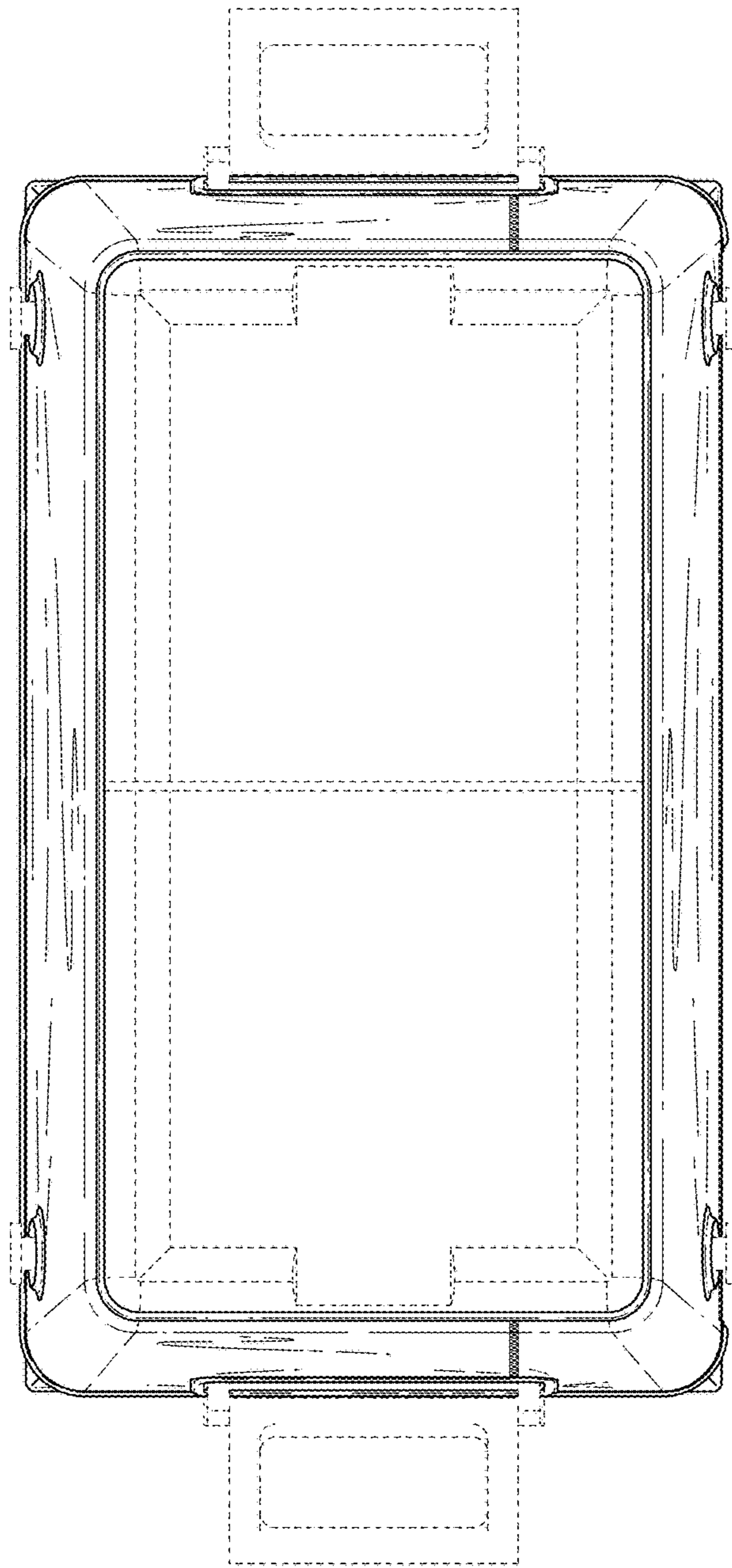


FIG. 9