



US00D866266S

(12) **United States Design Patent** (10) **Patent No.:** **US D866,266 S**  
**Arseneau et al.** (45) **Date of Patent:** **\*\* Nov. 12, 2019**

(54) **BOWL**  
(71) Applicant: **JAMBER, INC.**, Hull, MA (US)  
(72) Inventors: **Allen Arseneau**, Hingham, MA (US);  
**Diana Arseneau**, Hingham, MA (US);  
**Elise Linnea Nakatsu**, Bellevue, WA (US)  
(73) Assignee: **JAMBER, INC.**, Hull, MA (US)  
(\*\*) Term: **15 Years**  
(21) Appl. No.: **29/596,981**  
(22) Filed: **Mar. 13, 2017**  
(51) **LOC (12) Cl.** ..... **07-01**  
(52) **U.S. Cl.**  
USPC ..... **D7/586**  
(58) **Field of Classification Search**  
USPC ..... D7/586, 552.2, 376; 220/574  
See application file for complete search history.

D591,590 S 5/2009 Wilson et al.  
D611,769 S 3/2010 Hauser  
D614,453 S 4/2010 Curtin et al.  
D629,264 S 12/2010 Curtin  
D651,865 S 1/2012 Smyers  
D676,284 S 2/2013 Pallotto  
D689,730 S 9/2013 Goto et al.  
D728,865 S \* 5/2015 Tsengas ..... D30/129  
D745,228 S \* 12/2015 Scaba ..... D30/129  
D746,640 S 1/2016 Myoung et al.  
D761,061 S \* 7/2016 McConnell ..... D7/587  
9,474,397 B2 \* 10/2016 Minnette ..... A47G 19/02  
D770,233 S \* 11/2016 Raphael ..... D7/584  
D787,274 S \* 5/2017 Gagnon ..... D7/586  
D792,745 S 7/2017 Wu  
D795,017 S 8/2017 Freeman  
D835,943 S \* 12/2018 Arseneau ..... D7/586  
2005/0127074 A1 6/2005 Kusuma et al.  
2008/0099476 A1 5/2008 Fung  
2012/0017837 A1 \* 1/2012 Crawford ..... A01K 5/01  
119/61.1

\* cited by examiner

*Primary Examiner* — Cynthia R Underwood  
(74) *Attorney, Agent, or Firm* — Lando & Anastasi, LLP

(56) **References Cited**  
U.S. PATENT DOCUMENTS

5,439,128 A 8/1995 Fishman  
6,431,389 B1 \* 8/2002 Jerstroem ..... A47J 36/02  
220/574  
D478,474 S 8/2003 Zettle  
D478,475 S 8/2003 Backes et al.  
D485,126 S \* 1/2004 Watson ..... D7/584  
D545,137 S 6/2007 Furlong et al.  
D564,711 S 3/2008 Modi et al.  
D565,253 S 3/2008 Modi et al.  
D565,356 S \* 4/2008 Mellen ..... D7/376

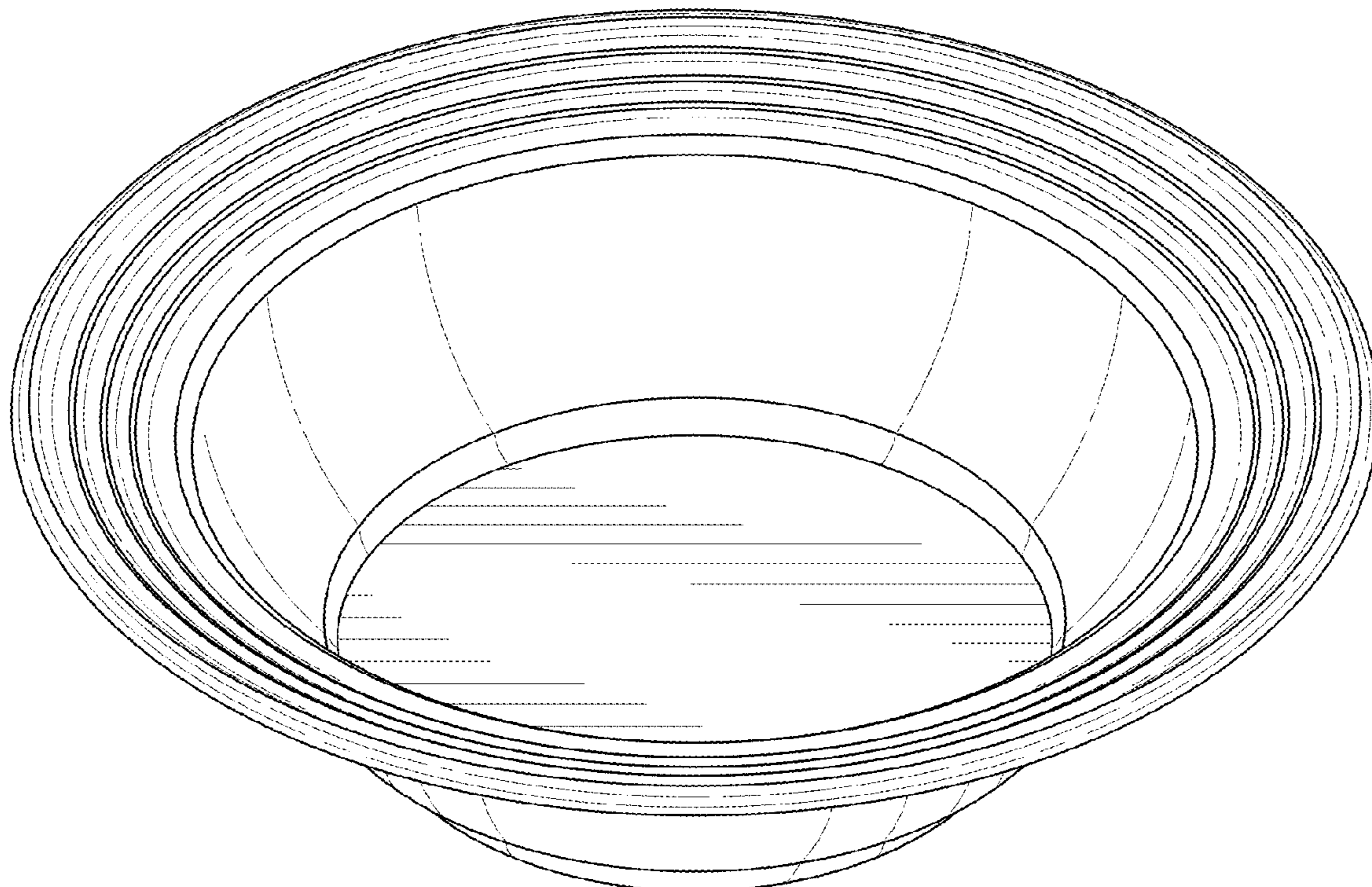
(57) **CLAIM**

The ornamental design for a bowl, as shown and described.

**DESCRIPTION**

FIG. 1 is a top perspective view of a bowl;  
FIG. 2 is a top view of a bowl;  
FIG. 3 is a bottom view of a bowl; and,  
FIG. 4 is a side view of a bowl.

**1 Claim, 4 Drawing Sheets**



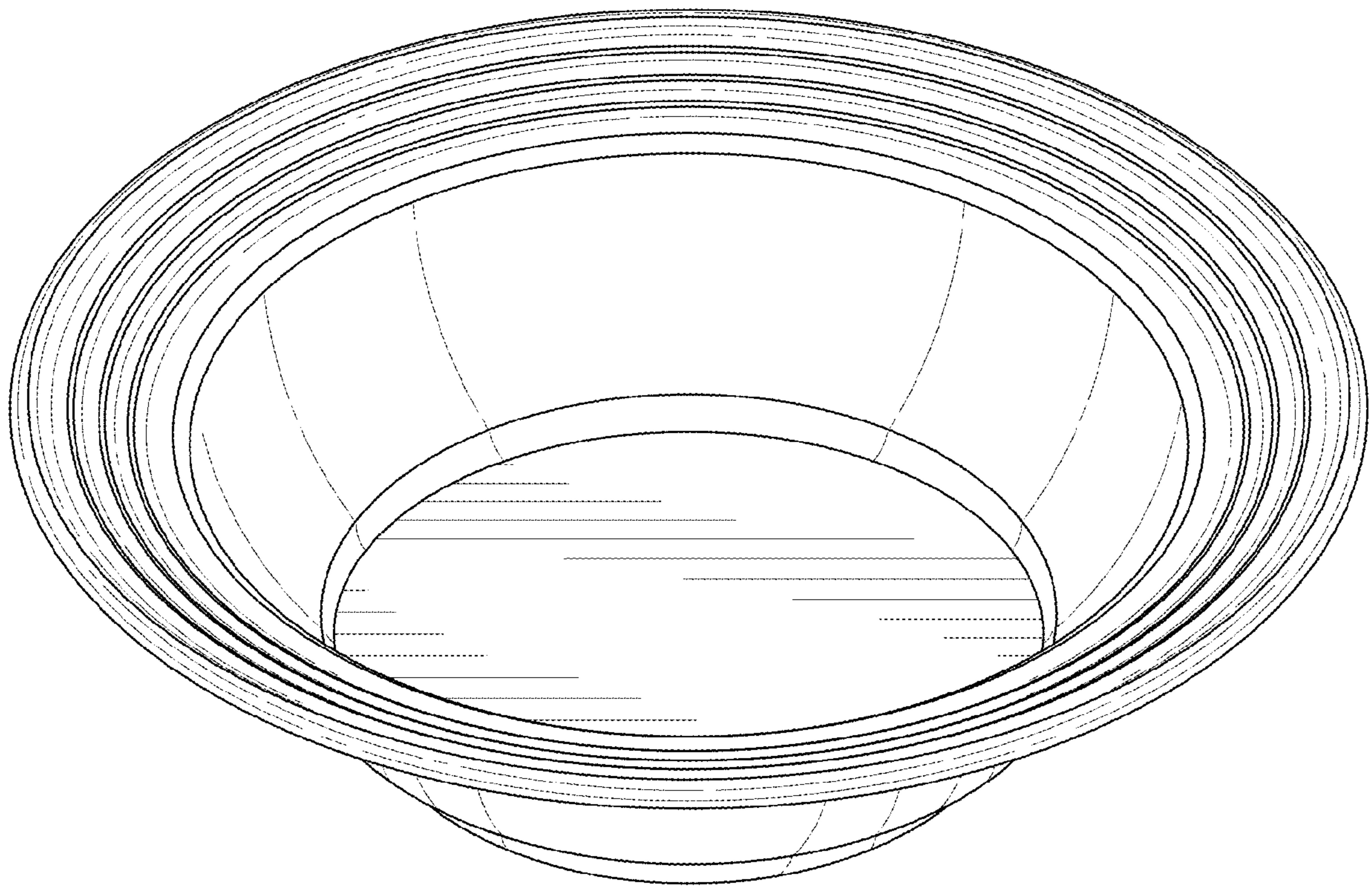


FIG. 1



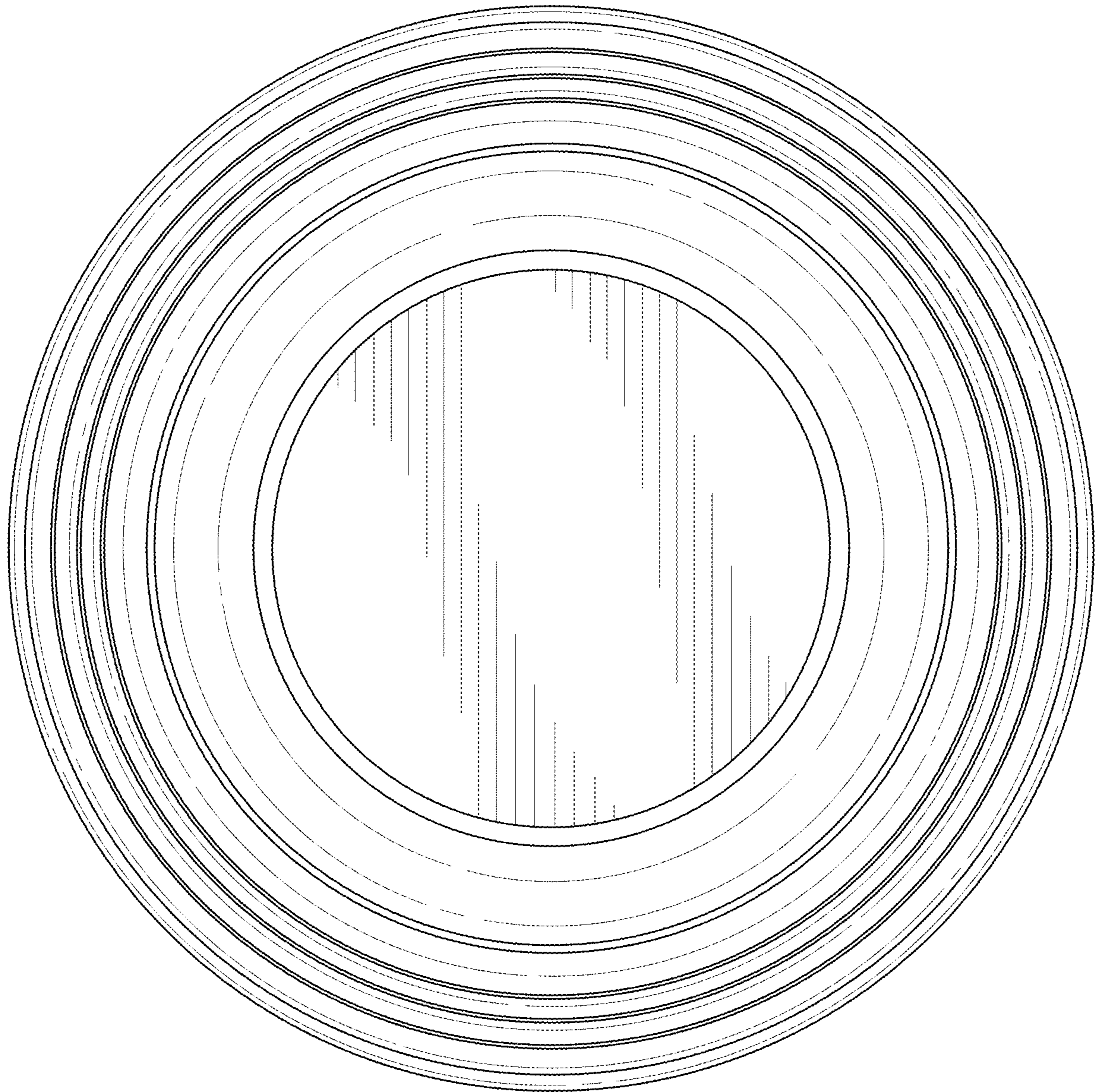


FIG. 2




FIG. 3

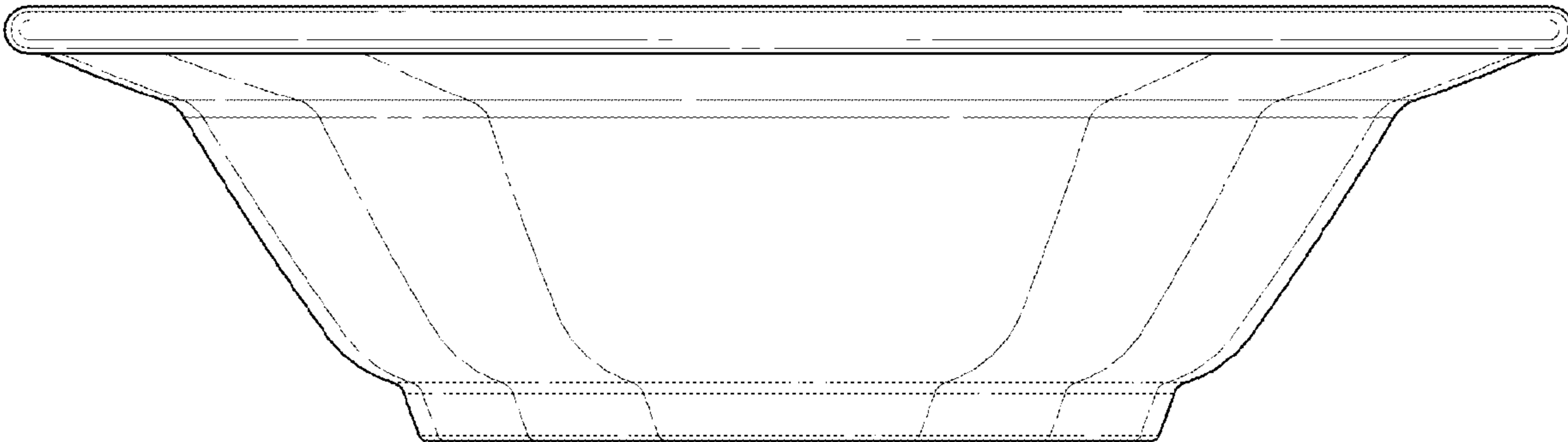


FIG. 4