



US00D866263S

(12) **United States Design Patent** (10) **Patent No.:** **US D866,263 S**
Franco (45) **Date of Patent:** **** Nov. 12, 2019**

(54) **SHOT GLASS**
(71) Applicant: **Abraham Franco**, North Miami, FL
(US)
(72) Inventor: **Abraham Franco**, North Miami, FL
(US)
(**) Term: **15 Years**
(21) Appl. No.: **29/657,027**
(22) Filed: **Jul. 18, 2018**
(51) **LOC (12) Cl.** **07-01**
(52) **U.S. Cl.**
USPC **D7/518; D7/515; D9/658**
(58) **Field of Classification Search**
USPC D7/514, 515, 518, 521, 531; D9/648,
D9/649, 658
CPC A47G 23/00; A47G 23/03
See application file for complete search history.

D571,612 S * 6/2008 Wood D7/515
D641,276 S * 7/2011 Greppi D11/1
D675,479 S * 2/2013 Phillips D7/507
D696,072 S * 12/2013 Hsu D7/505
D782,251 S * 3/2017 Zhou D7/515
D798,674 S * 10/2017 Zhou D7/624.2
D843,223 S * 3/2019 Benyehudah D9/658

* cited by examiner

Primary Examiner — Marianne N Pandozzi
(74) *Attorney, Agent, or Firm* — Malloy & Malloy, P.L.

(57) **CLAIM**

The ornamental design for a shot glass, as shown and described.

DESCRIPTION

FIG. 1 is a front perspective view of a shot glass showing my new design;
FIG. 2 is a left side perspective view thereof;
FIG. 3 is a rear perspective view thereof;
FIG. 4 is a right side perspective view thereof;
FIG. 5 is a top plan view thereof;
FIG. 6 is a bottom plan view thereof;
FIG. 7 is another left side perspective view thereof; and,
FIG. 8 is another right side perspective view thereof.

1 Claim, 8 Drawing Sheets

(56) **References Cited**
U.S. PATENT DOCUMENTS
D29,814 S * 12/1898 Williams D7/515
2,731,056 A * 1/1956 Anson A47G 23/03
150/155
D313,479 S * 1/1991 Goldberg D26/16
D402,502 S * 12/1998 Liaw D7/402
D544,305 S * 6/2007 Allingham D7/515




Fig. 1

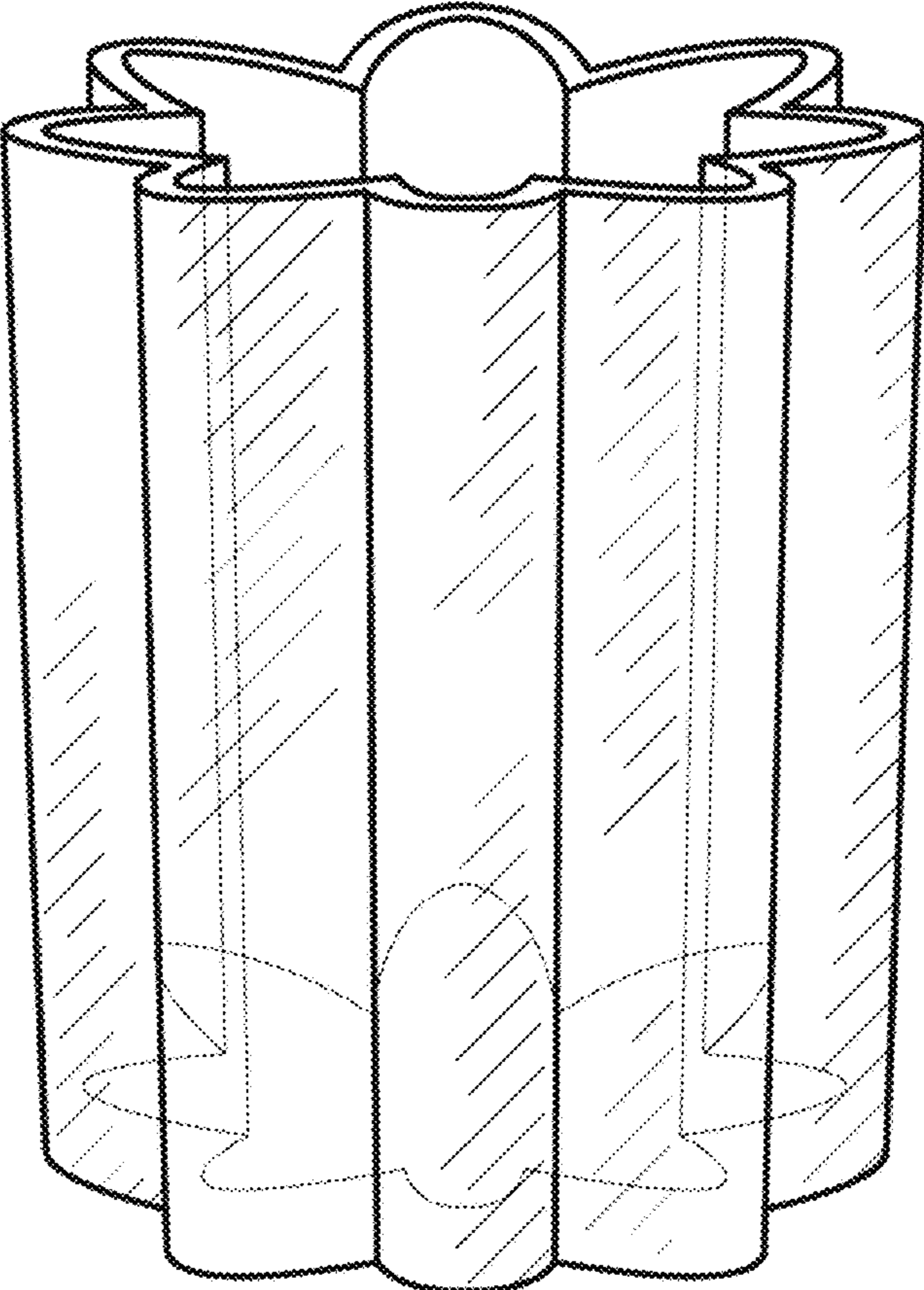


Fig. 2

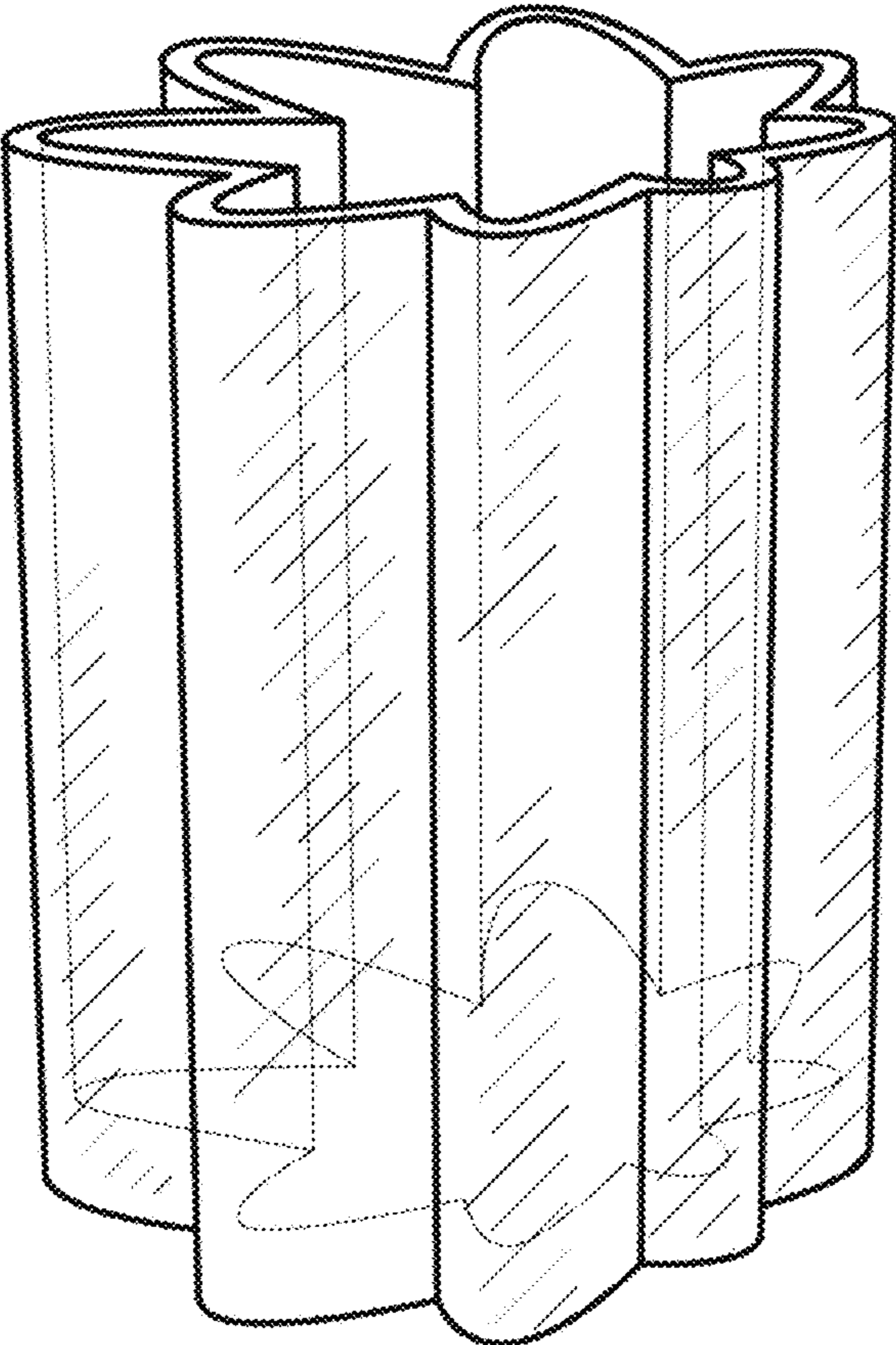


Fig. 3




Fig. 4

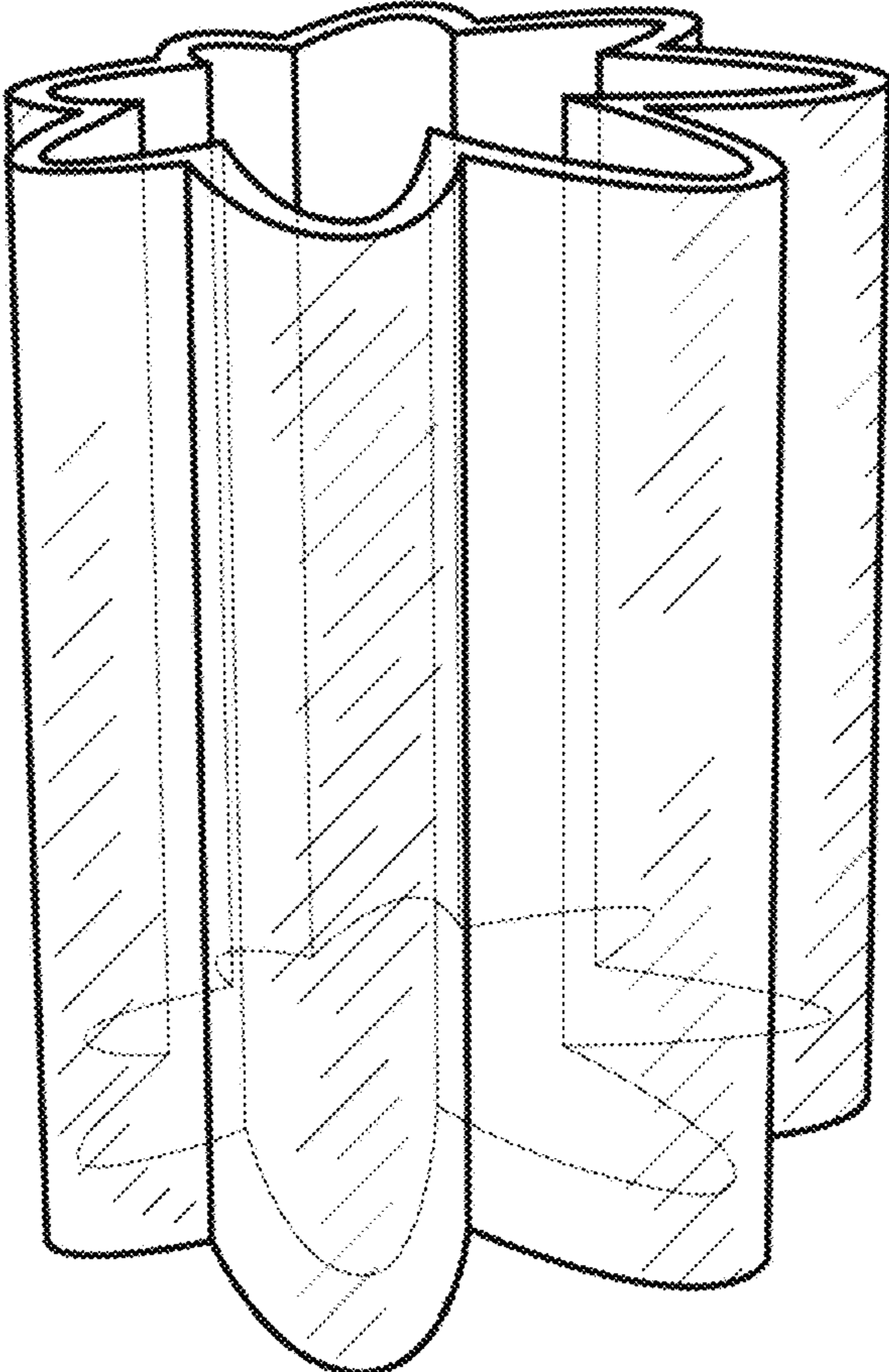


Fig. 5




Fig. 6




Fig. 7

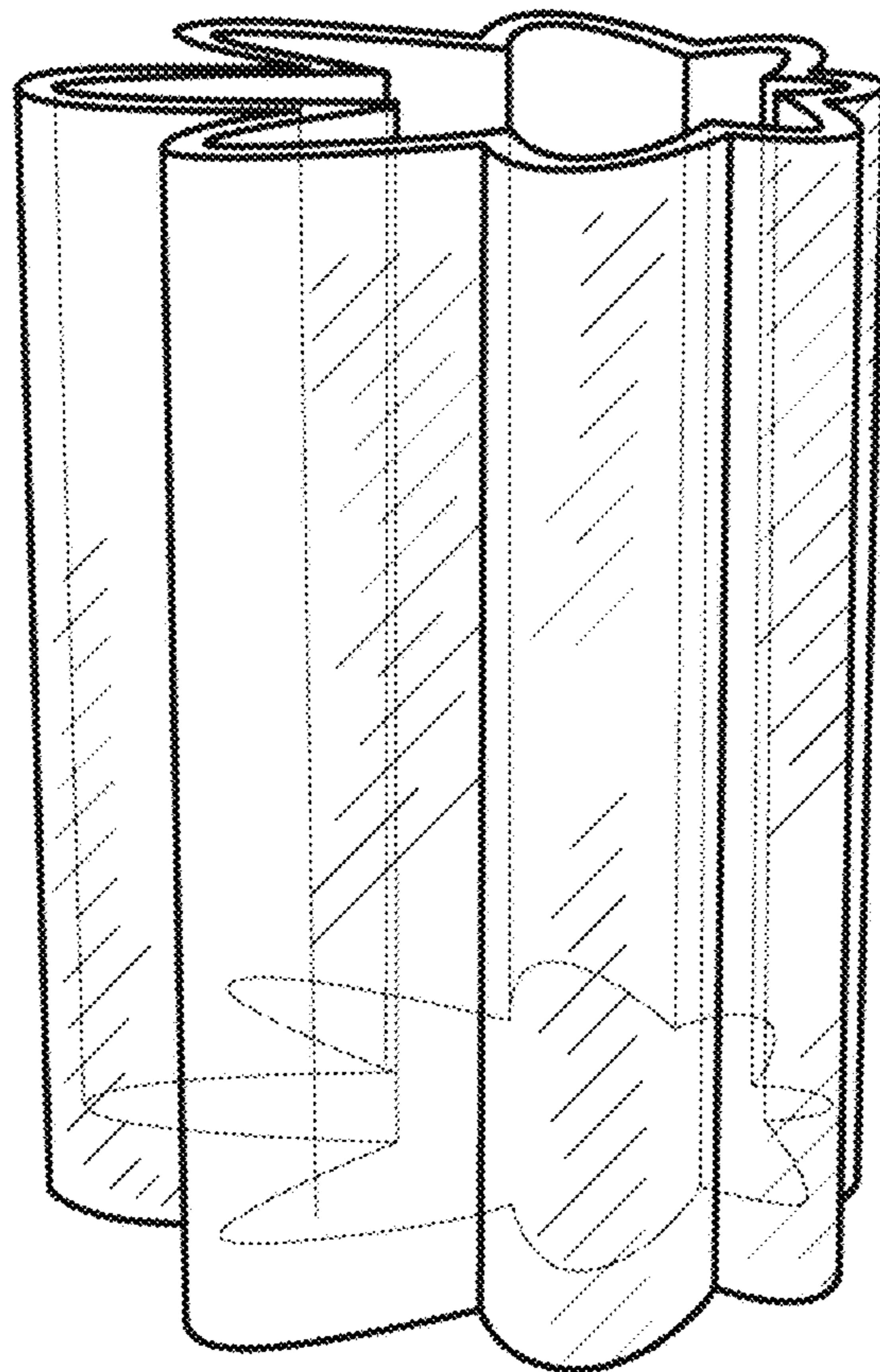


Fig. 8

