

US00D866262S

(12) **United States Design Patent** (10) **Patent No.:** **US D866,262 S**
Segall (45) **Date of Patent:** **** Nov. 12, 2019**

(54) **DRINKING HORN**
(71) Applicant: **Das Horn LLC**, Atlanta, GA (US)
(72) Inventor: **David Segall**, Atlanta, GA (US)
(**) Term: **15 Years**
(21) Appl. No.: **29/597,341**
(22) Filed: **Mar. 16, 2017**
(51) **LOC (12) Cl.** **07-01**
(52) **U.S. Cl.**
USPC **D7/515**
(58) **Field of Classification Search**
USPC D7/509–512, 515, 387, 396.2, 213, 700,
D7/669
CPC A47G 19/22; A47G 19/2205; A45F 3/16
See application file for complete search history.

6,439,419 B1 8/2002 Darabi
D569,185 S 5/2008 Dickinson
D659,475 S 5/2012 Fawcett
D686,039 S 7/2013 Eubank et al.
D712,741 S * 9/2014 Vukelic D9/435
D779,775 S * 2/2017 Berman D1/116
D824,762 S * 8/2018 Huang D9/447

OTHER PUBLICATIONS

Das Horn Drinking Vessel posted at Amazon.co.uk, posted on Mar. 13, 2014, © 1996-2019 Amazon.co.uk, [online], [site visited Mar. 6, 2019]. Available from Internet, <URL: https://www.amazon.co.uk/Das-Horn-Drinking-Vessel-24oz/dp/B00EGIBDUS/ref=sr_1_95?keywords=horn+mug&qid=1551911970&s=gateway&sr=8-95> (Year: 2014).*

* cited by examiner

Primary Examiner — Derrick E Holland
Assistant Examiner — Andrew Kerr
(74) *Attorney, Agent, or Firm* — Lowenstein Sandler LLP

(56) **References Cited**

U.S. PATENT DOCUMENTS

337,569 A 3/1886 Flint
1,832,806 A 7/1930 Dawson
D132,359 S 5/1942 Fuerst et al.
D132,692 S 6/1942 Sawyer
3,159,314 A * 12/1964 De Lucca A47J 47/01
222/183
3,705,660 A 12/1972 Bright
D226,961 S 5/1973 King
D228,330 S 9/1973 Bright
D247,941 S 5/1978 Gregorius
D259,088 S 5/1981 Signorile
D265,536 S 7/1982 Turcotte, Jr.
D274,782 S * 7/1984 Little D6/403
D286,380 S * 10/1986 Harman D9/447
4,706,720 A 11/1987 Pattison et al.
D357,209 S 4/1995 Dukas et al.
D377,582 S * 1/1997 Yang D7/507
5,871,118 A * 2/1999 Franzese A47G 19/2272
220/713
D456,213 S 4/2002 Darabi

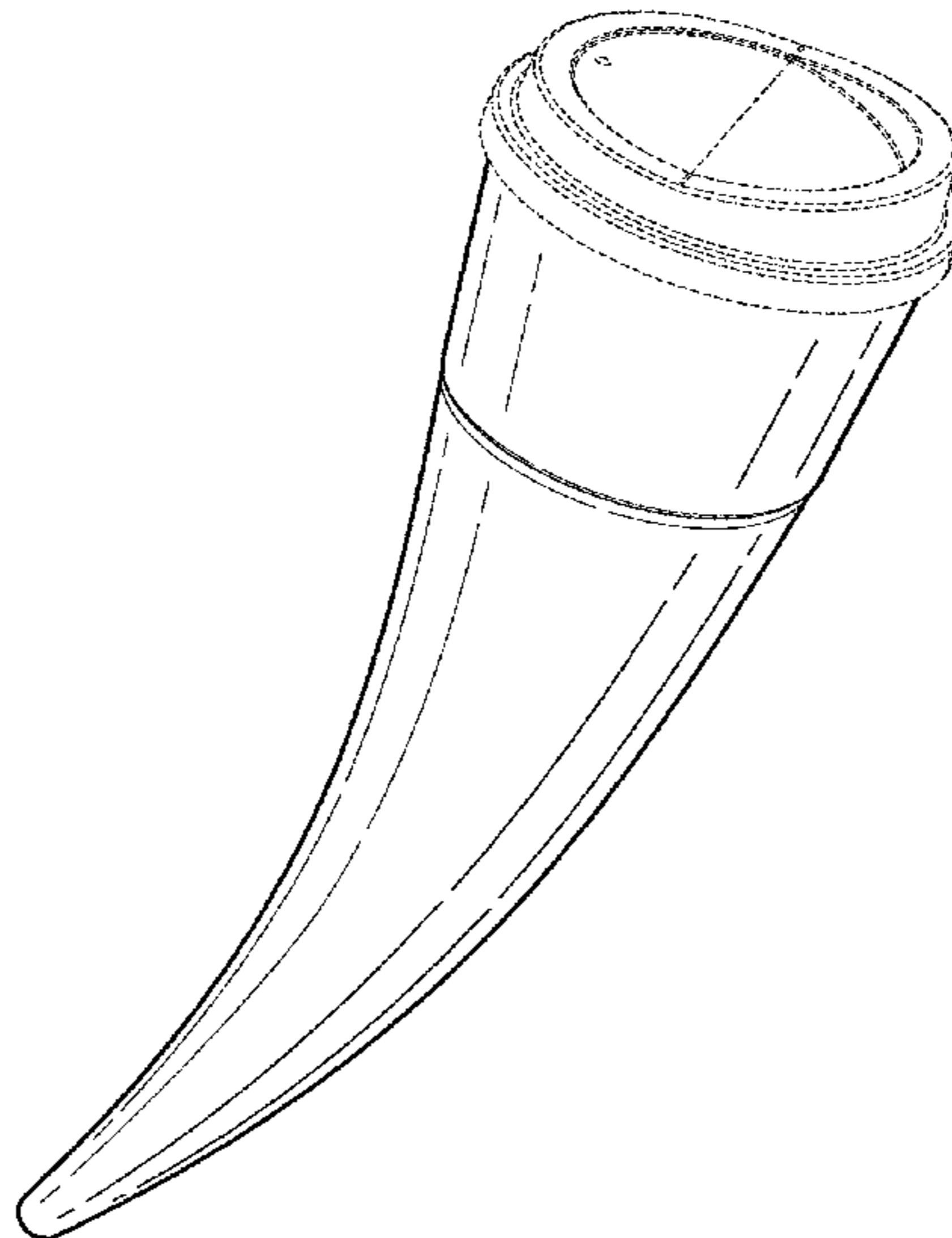
(57) **CLAIM**

The ornamental design for a drinking horn, as shown and described.

DESCRIPTION

FIG. 1 is a right perspective view of a first embodiment of a drinking horn showing my new design; FIG. 2 is a back elevation view thereof; FIG. 3 is a front elevation view thereof; FIG. 4 is a right side elevation view thereof; FIG. 5 is a top plan view thereof; FIG. 6 is a bottom plan view thereof; and, FIG. 7 is a right side elevation view of a second embodiment of a drinking horn, showing my new design. The broken lines shown in the drawings illustrate portions of the drinking horn that form no part of the claimed design.

1 Claim, 5 Drawing Sheets



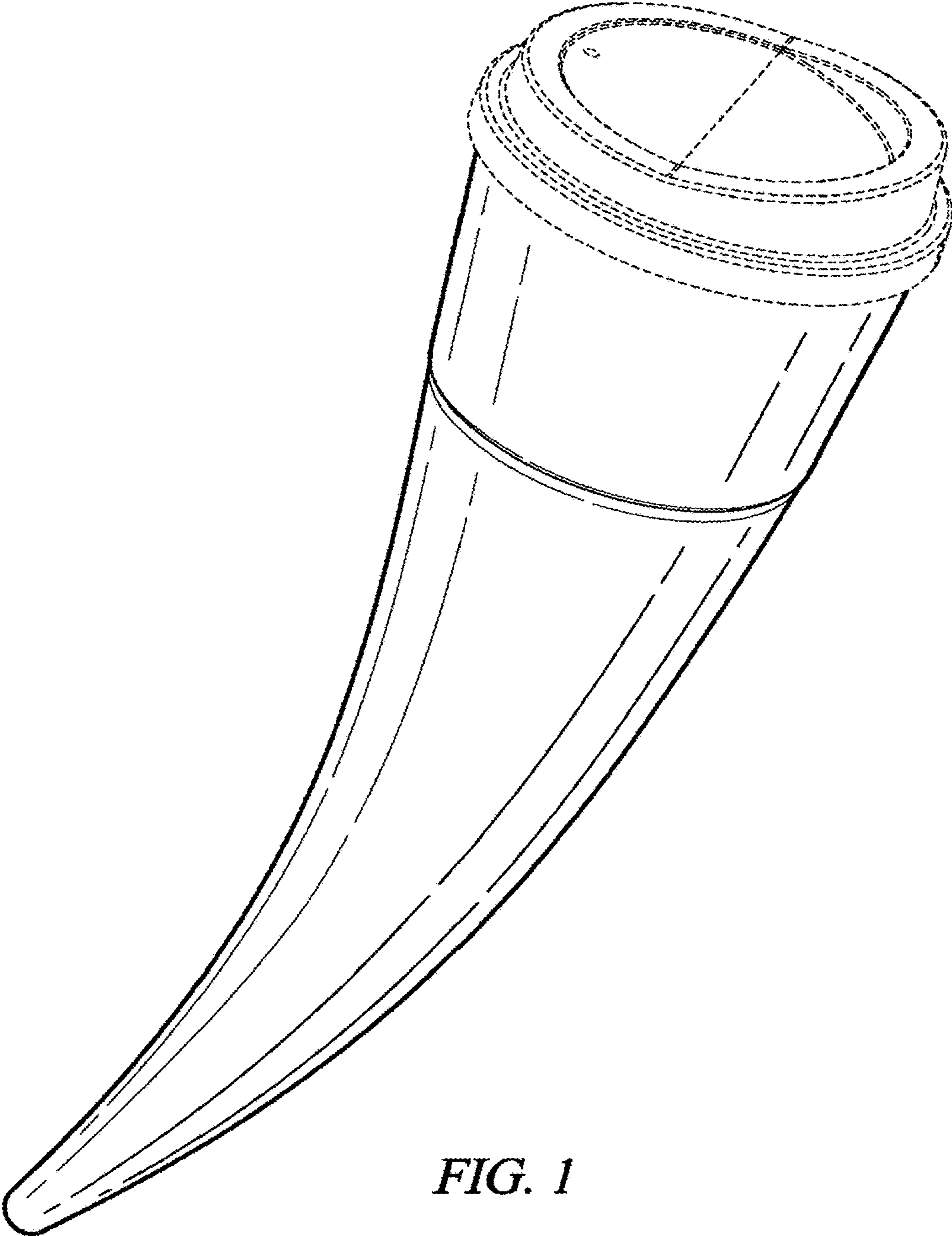


FIG. 1

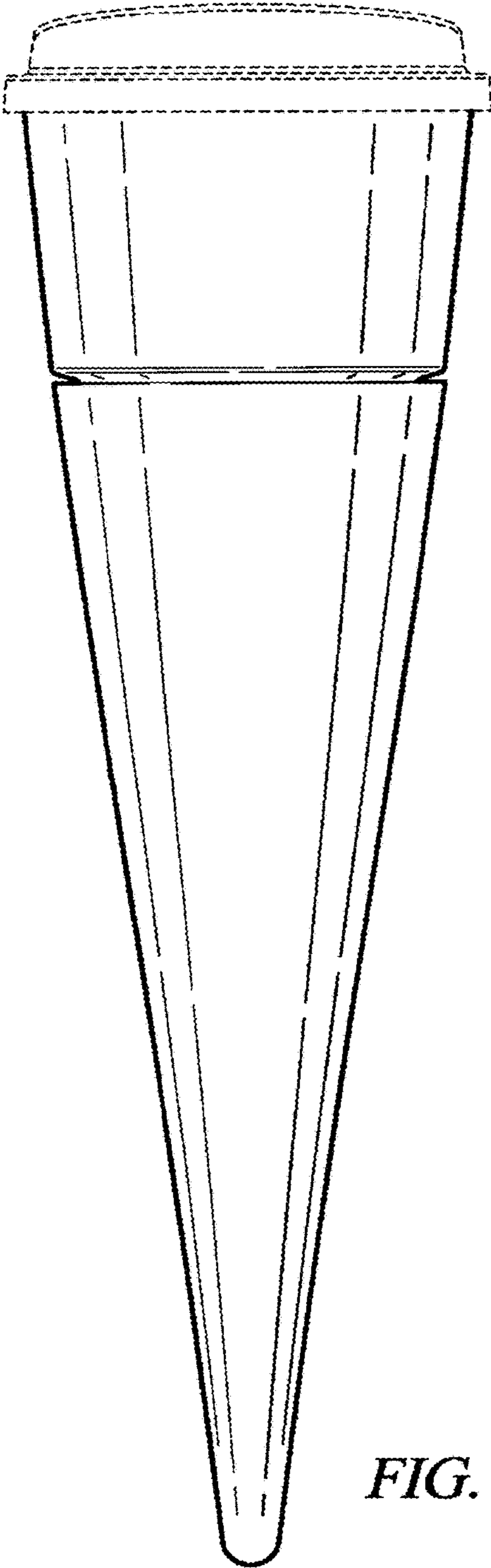


FIG. 2

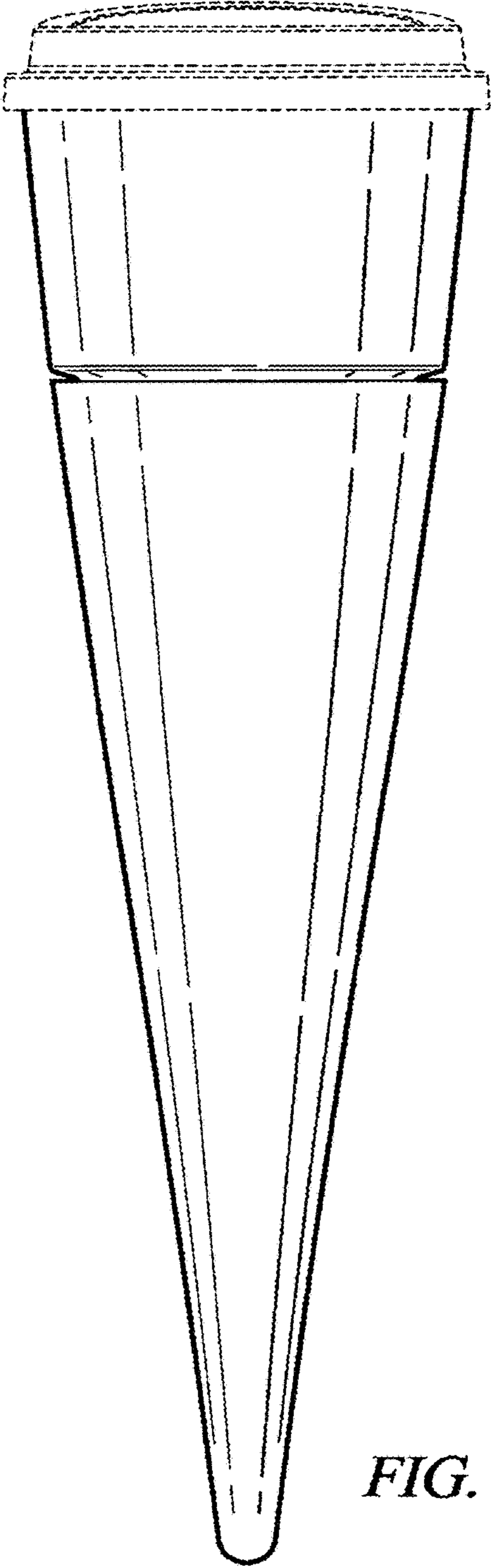


FIG. 3

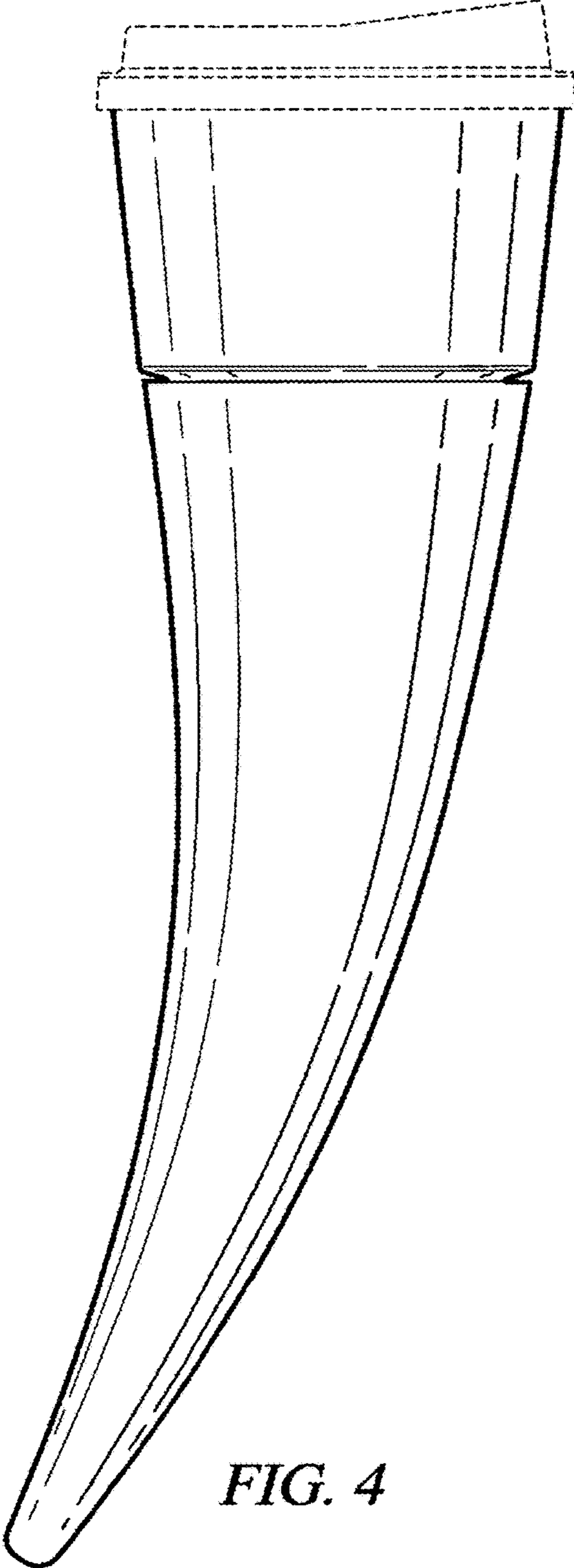


FIG. 4

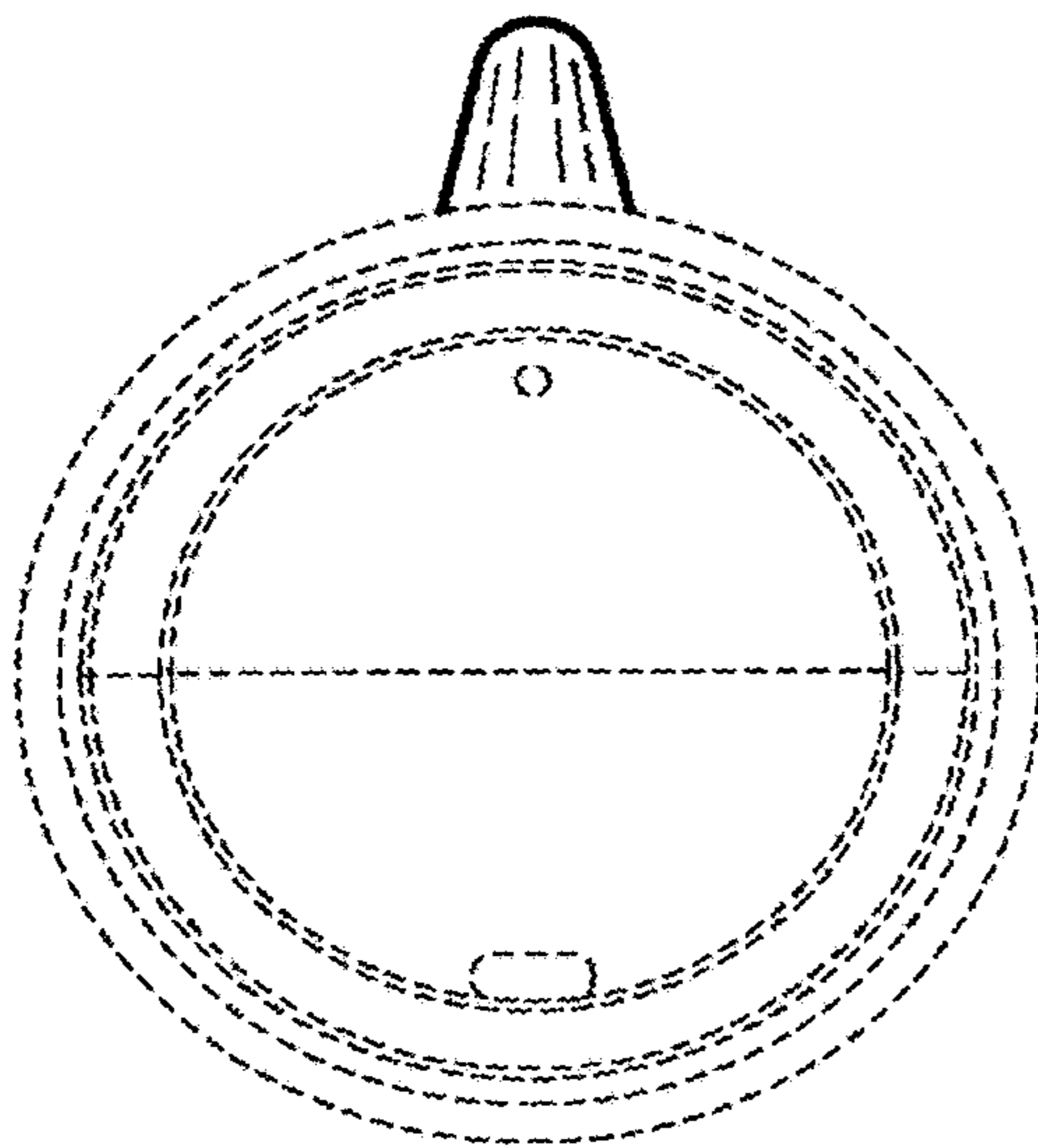


FIG. 5

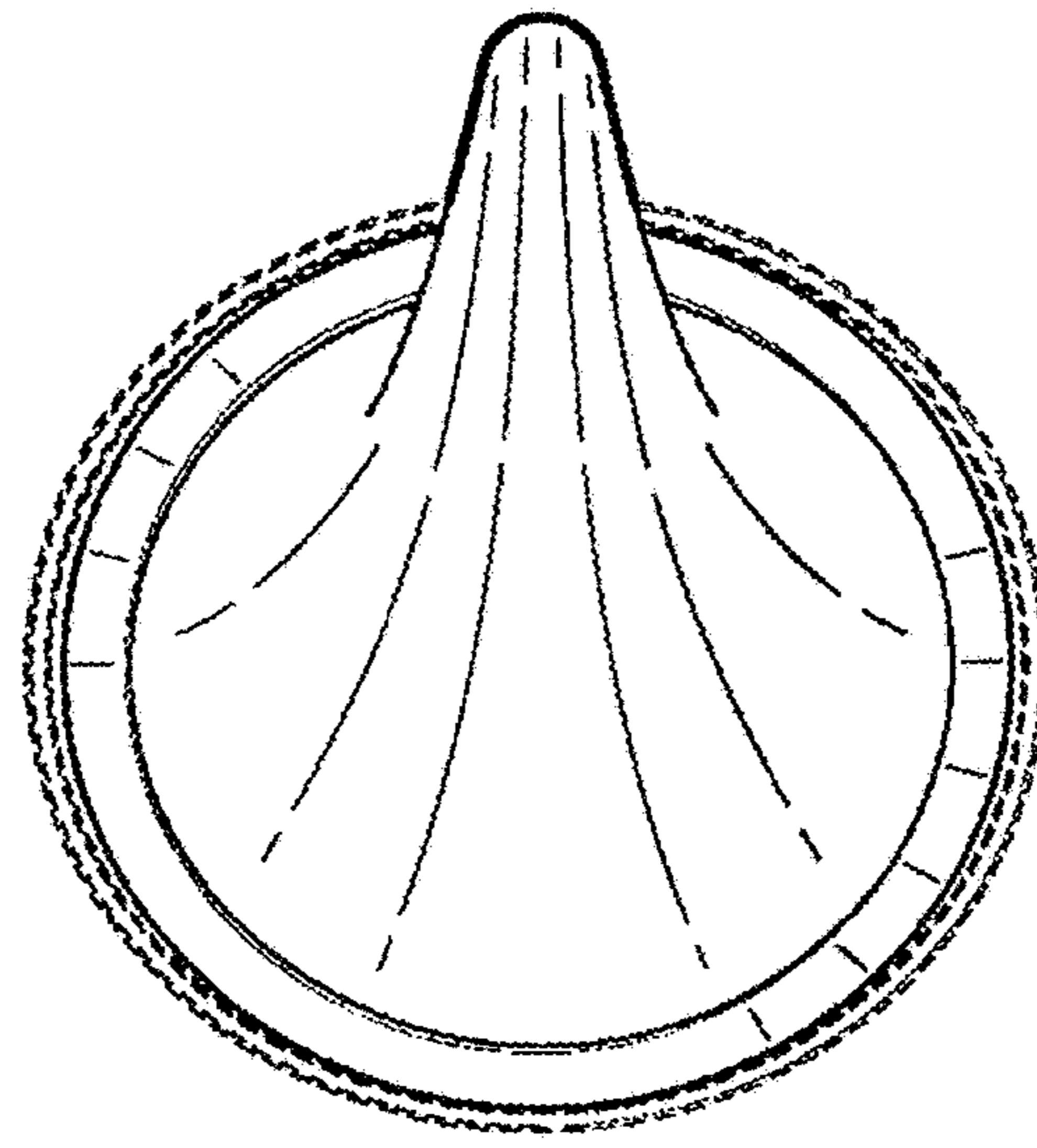


FIG. 6

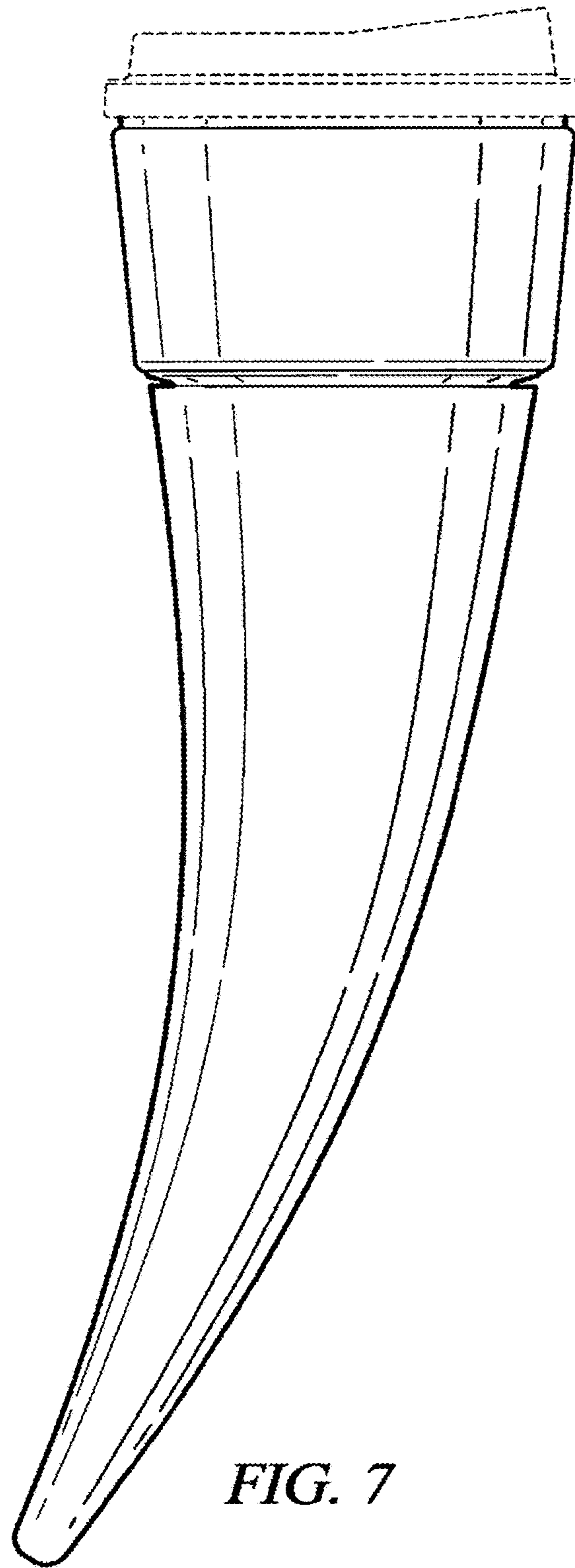


FIG. 7