



US00D866256S

(12) **United States Design Patent** (10) **Patent No.:** **US D866,256 S**
Luo (45) **Date of Patent:** **** Nov. 12, 2019**

(54) **MINI BARBECUE LIGHTER**

- (71) Applicant: **Zhuo Wen Luo**, City of Industry, CA (US)
- (72) Inventor: **Zhuo Wen Luo**, City of Industry, CA (US)
- (**) Term: **15 Years**
- (21) Appl. No.: **29/633,366**
- (22) Filed: **Jan. 12, 2018**
- (51) **LOC (12) Cl.** **07-99**
- (52) **U.S. Cl.**
USPC **D7/416**
- (58) **Field of Classification Search**
USPC D7/416, 417; D15/9.1; D27/139, 141, D27/147, 154, 160
CPC F23Q 1/06; F23Q 2/00; F23Q 2/02; F23Q 2/16; F23Q 2/18
See application file for complete search history.

(56) **References Cited**

U.S. PATENT DOCUMENTS

D364,313 S *	11/1995	Zemel	D7/416
D532,256 S *	11/2006	van Geenen	D7/416
D548,395 S *	8/2007	Luo	D27/154
D560,307 S *	1/2008	Huang	D27/154
D563,041 S *	2/2008	Luo	D27/161
D566,889 S *	4/2008	Luo	D27/161
D572,405 S *	7/2008	Yang	D27/154
D574,996 S *	8/2008	Huang	D27/154
D625,464 S *	10/2010	Huang	D27/154
D631,191 S *	1/2011	Luo	D27/161
D665,226 S *	8/2012	Luo	D7/416
D828,951 S *	9/2018	Ochiai	D27/141
D835,336 S *	12/2018	Luo	D27/154
2003/0143504 A1 *	7/2003	Chung	F23Q 2/164 431/153
2007/0009843 A1 *	1/2007	Di Paolo	F23Q 2/164 431/153

OTHER PUBLICATIONS

BBQ Lighter | posted at globalmarket.com, no posting date given [online], [site visited Apr. 25, 2019]. Available from Internet, URL: <http://www.globalmarket.com/product-info/ultr-competitive-price-mini-bbq-lighter-in-12-4cm-11454126.html> (Year: 2019).*

Utility Lighter | posted at Amazon.com, posted on Jul. 8, 2007 © 1996-2018 Amazon.com, [online], [site visited Apr. 25, 2019]. Available from Internet, URL: https://www.amazon.co.uk/Chef-Aid-Small-Utility-Lighters/dp/B0071QMZU4/ref=cts_sp_4_vtp (Year: 2007).*

* cited by examiner

Primary Examiner — Derrick E Holland
Assistant Examiner — Andrew Kerr
 (74) *Attorney, Agent, or Firm* — Charles C. H. Wu;
 Charles C.H. Wu & Assoc., APC

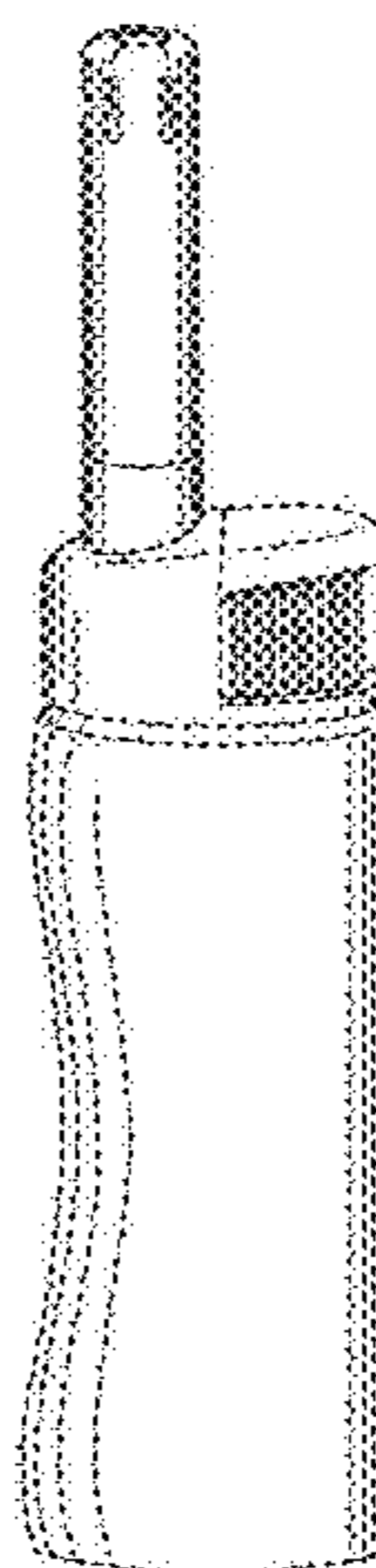
(57) **CLAIM**

The ornamental design for a mini barbecue lighter, as shown and described.

DESCRIPTION

FIG. 1 is a perspective view of a mini barbecue lighter, showing my new design;
 FIG. 2 is a left side view thereof;
 FIG. 3 is a right side view thereof;
 FIG. 4 is a top view thereof;
 FIG. 5 is a bottom view thereof;
 FIG. 6 is a front view thereof; and,
 FIG. 7 is a back view thereof.
 The broken lines in FIG. 5 depict portions of the mini barbecue lighter that form no part of the claimed design.

1 Claim, 3 Drawing Sheets



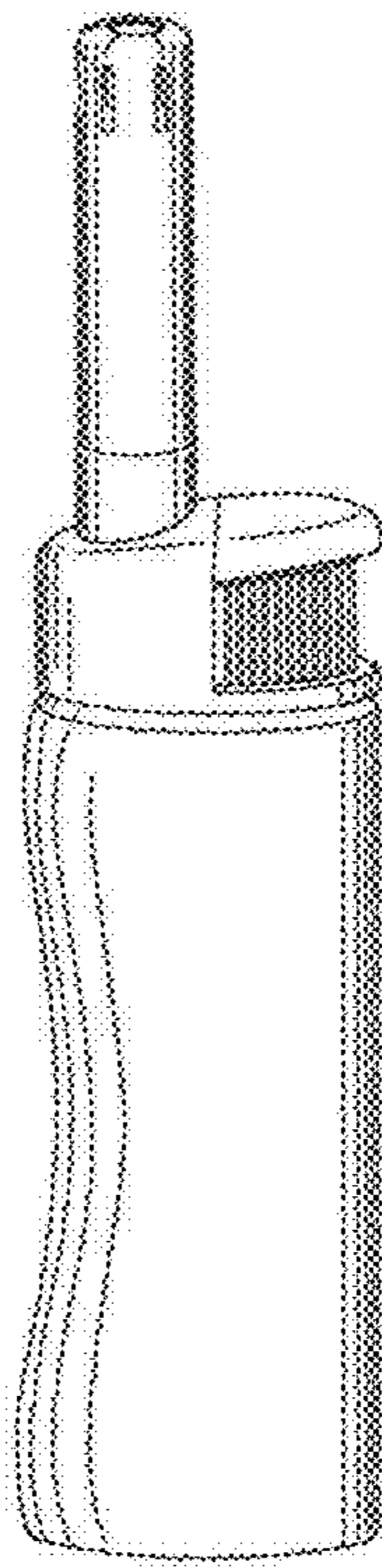


FIG. 1

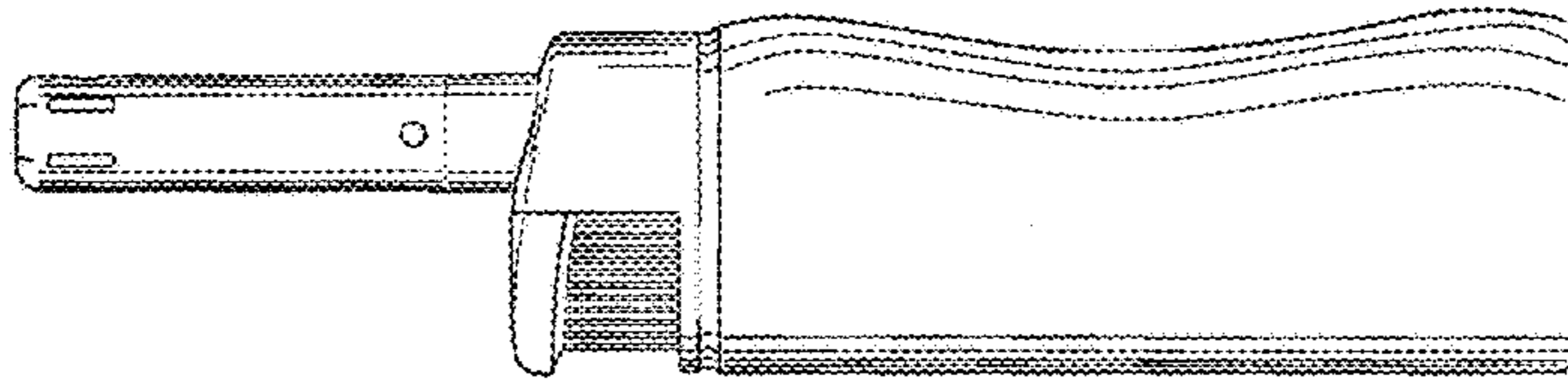


FIG. 3

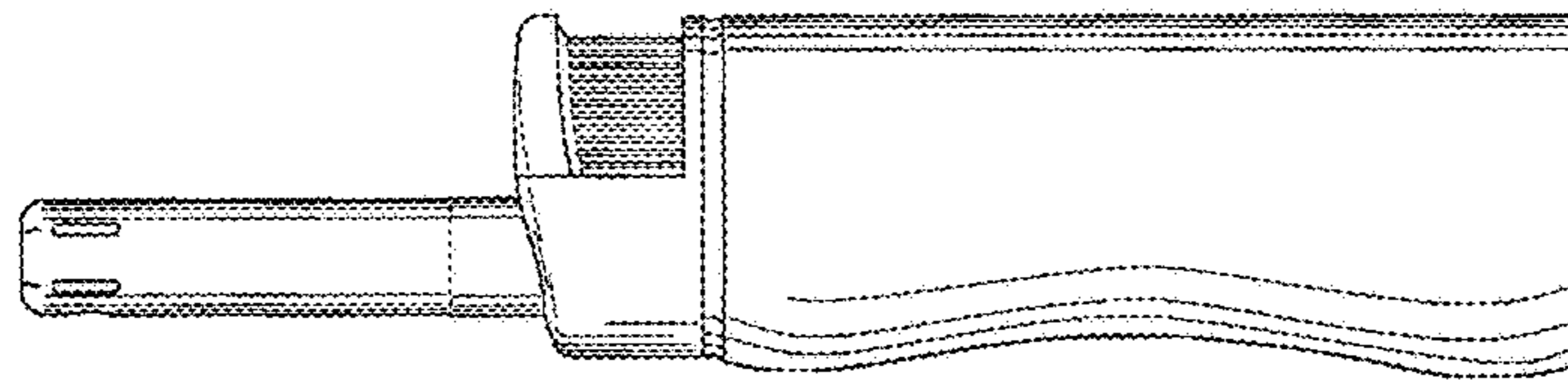


FIG. 2

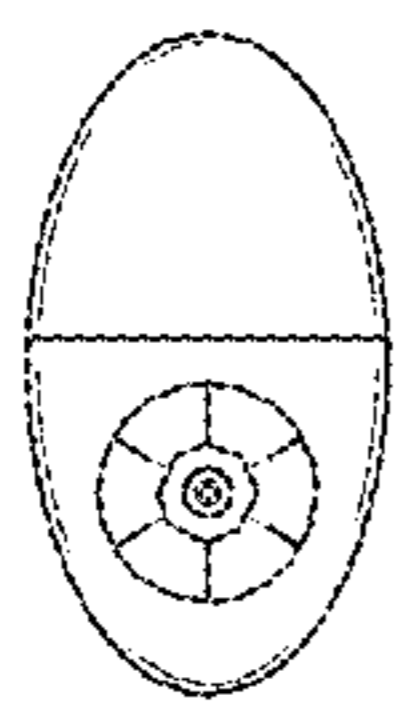


FIG. 4

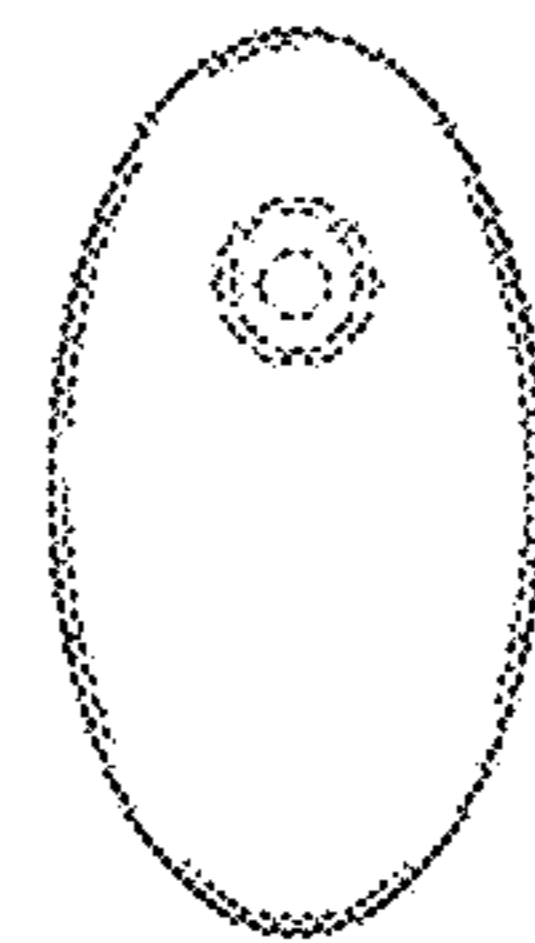


FIG. 5




FIG. 6

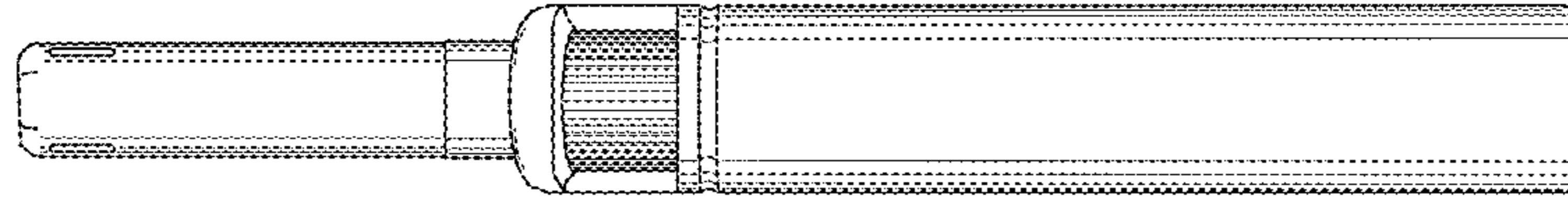


FIG. 7