



US00D866217S

(12) **United States Design Patent** (10) **Patent No.:** **US D866,217 S**
Dumouchel et al. (45) **Date of Patent:** **** Nov. 12, 2019**

(54) **CRIB**

(71) Applicant: **Williams-Sonoma, Inc.**, San Francisco, CA (US)

(72) Inventors: **Jean-Paul Dumouchel**, San Francisco, CA (US); **Luc Pitre**, Redwood City, CA (US); **Kasey Hovencamp**, San Francisco, CA (US); **Allison Spanpanato**, San Francisco, CA (US)

(73) Assignee: **Williams-Sonoma, Inc.**, San Francisco, CA (US)

(**) Term: **15 Years**

(21) Appl. No.: **29/657,152**

(22) Filed: **Jul. 19, 2018**

(51) **LOC (12) Cl.** **06-02**

(52) **U.S. Cl.**
USPC **D6/390**

(58) **Field of Classification Search**
USPC D6/390, 391, 718.26
CPC A47D 7/00; A47D 9/00
See application file for complete search history.

(56) **References Cited**

U.S. PATENT DOCUMENTS

D407,913	S	*	4/1999	Pollard	D6/390
D458,768	S	*	6/2002	Shamie	D6/390
D677,927	S	*	3/2013	Draheim	D6/390
D677,929	S	*	3/2013	Draheim	D6/390
2018/0070741	A1	*	3/2018	Ergas	A47D 15/008
2019/0014919	A1	*	1/2019	Matsumoto	A47D 9/00

* cited by examiner

Primary Examiner — Cathron C Brooks

(74) *Attorney, Agent, or Firm* — Cook Alex Ltd.; R. Blake Johnston

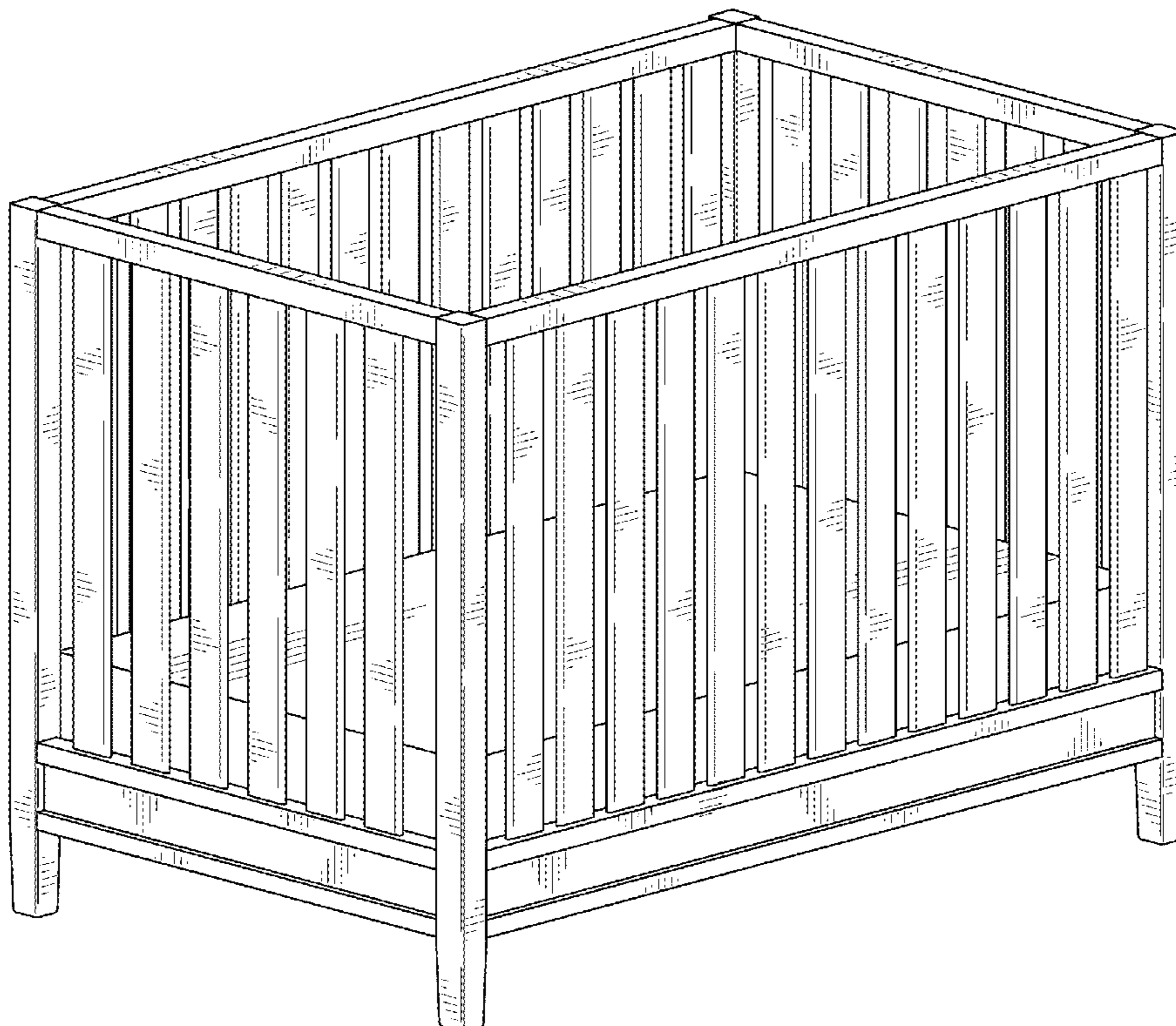
(57) **CLAIM**

The ornamental design for a crib, as shown and described.

DESCRIPTION

FIG. 1 is a perspective view of the crib;
FIG. 2 is a front elevational view of the crib;
FIG. 3 is a rear elevational view of the crib;
FIG. 4 is a left side elevational view of the crib;
FIG. 5 is a right side elevational view of the crib;
FIG. 6 is a top plan view of the crib; and,
FIG. 7 is a bottom plan view of the crib.

1 Claim, 7 Drawing Sheets



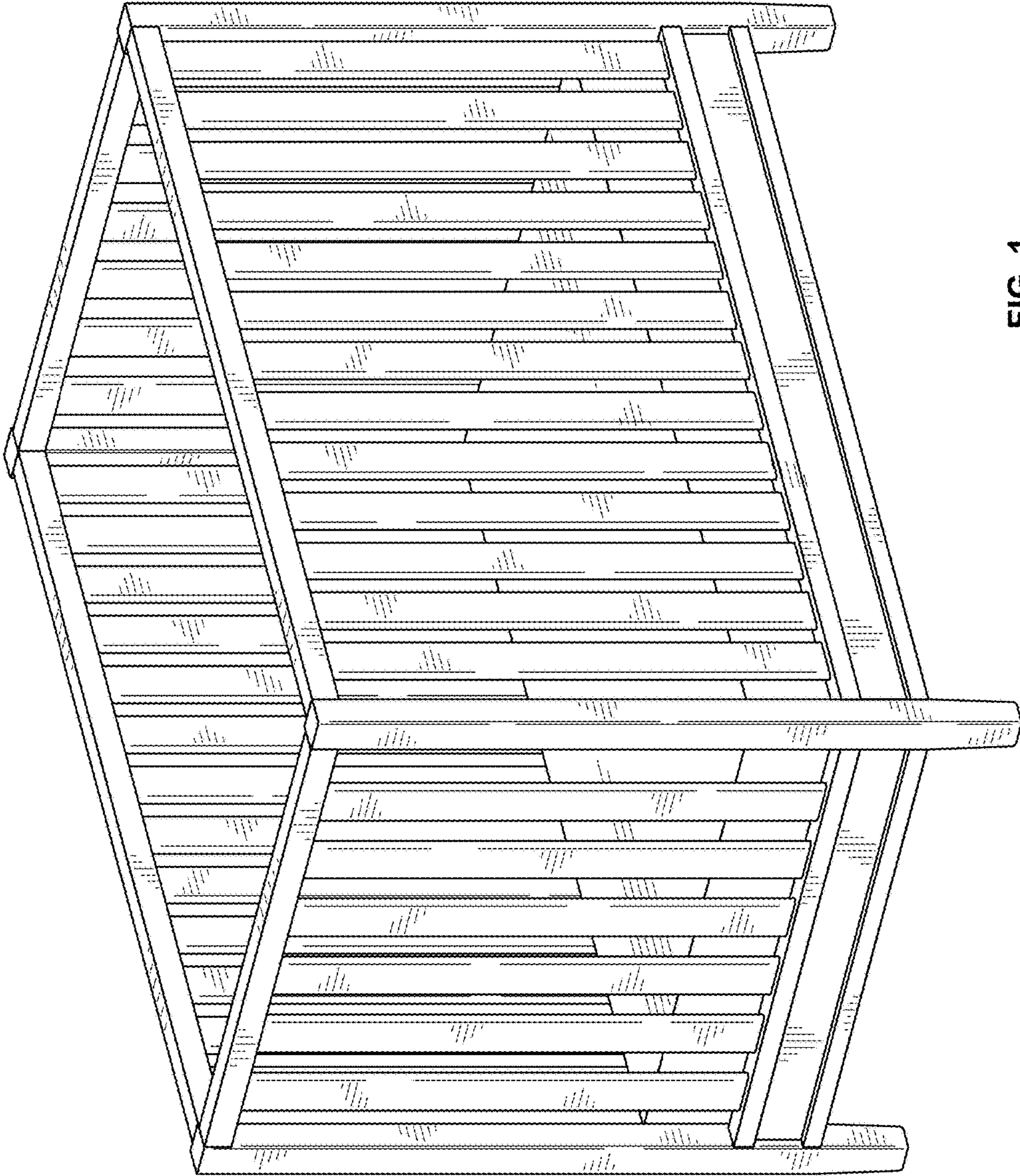


FIG. 1




FIG. 2




FIG. 3

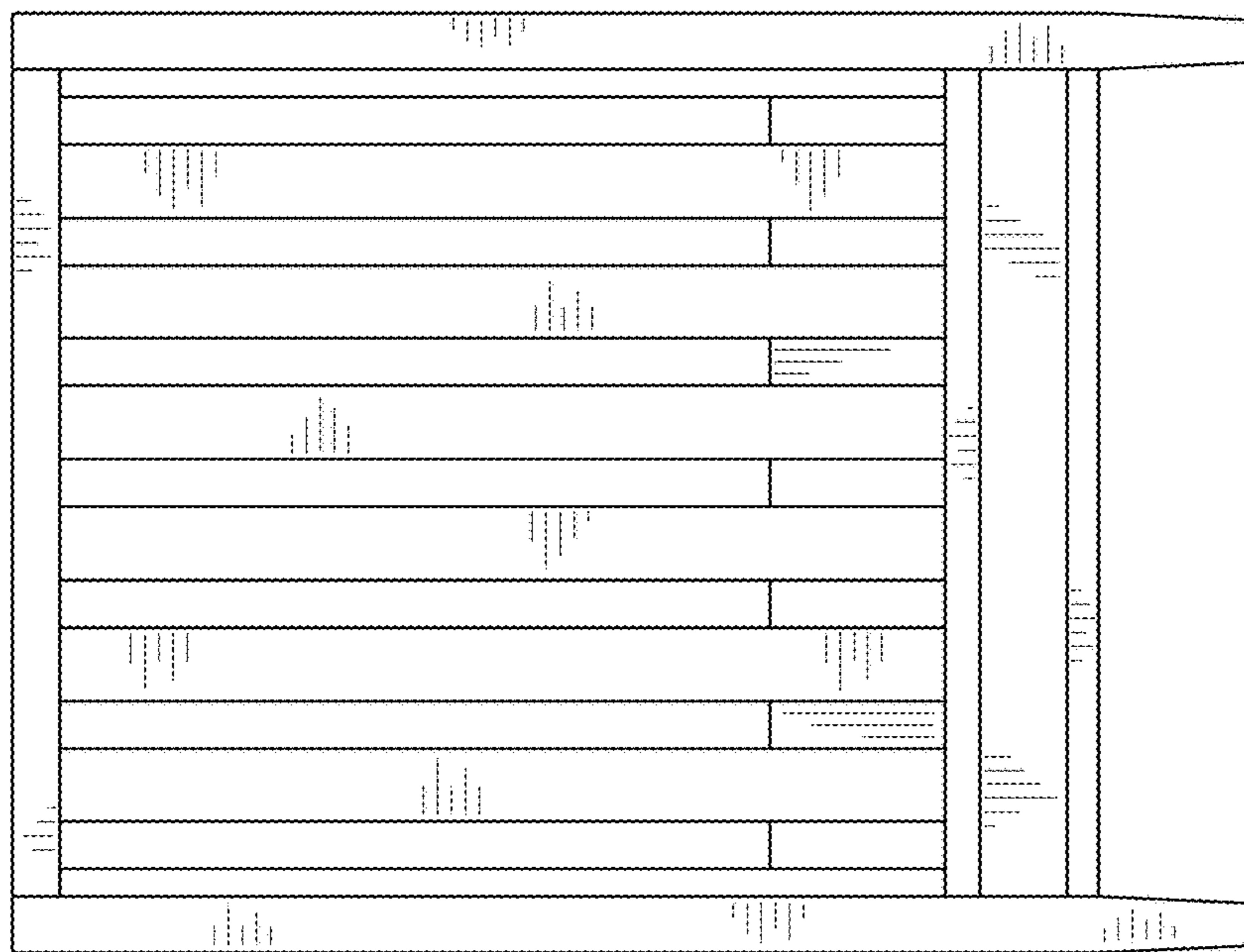


FIG. 4




FIG. 5




FIG. 6




FIG. 7