

US00D866200S

(12) **United States Design Patent** (10) **Patent No.:** **US D866,200 S**
Losness et al. (45) **Date of Patent:** **** Nov. 12, 2019**

- (54) **HANGER**
- (71) Applicant: **TARGET BRANDS, INC.**,
Minneapolis, MN (US)
- (72) Inventors: **Laurie Losness**, Coon Rapids, MN
(US); **Jeremy A. Clark**, Minneapolis,
MN (US); **Richard P. Riedel**, Blaine,
MN (US)
- (73) Assignee: **TARGET BRANDS, INC.**,
Minneapolis, MN (US)
- (**) Term: **15 Years**
- (21) Appl. No.: **29/659,805**
- (22) Filed: **Aug. 13, 2018**
- (51) **LOC (12) Cl.** **06-08**
- (52) **U.S. Cl.**
USPC **D6/315**
- (58) **Field of Classification Search**
USPC D6/315-328
CPC A47G 25/26; A47G 25/28; A47G 25/30;
A47G 25/32; A47G 25/34; A47G 25/36;
A47G 25/38; A47G 25/442; A47G
25/625; A47G 25/743; A47G 25/1407;
A47G 25/1457; A47G 2025/1492; A47F
7/18; A47F 7/19; A47F 7/22
See application file for complete search history.

- (56) **References Cited**
U.S. PATENT DOCUMENTS
3,698,607 A * 10/1972 Batts A47G 25/485
223/96
3,973,705 A * 8/1976 Erthein A47G 25/485
223/96
4,157,782 A * 6/1979 Mainetti A47G 25/485
223/96
4,295,585 A * 10/1981 Garrison A47G 25/485
223/96

- 4,703,878 A 11/1987 Louw
- 5,065,916 A * 11/1991 Fildan A47G 25/48
223/85
- D327,579 S * 7/1992 Fildan D6/326
- 5,129,557 A * 7/1992 Kolton A47G 25/48
223/85
- 5,350,092 A * 9/1994 Hollis A47G 25/485
223/85
- 5,400,932 A * 3/1995 Hollis A47G 25/485
223/85
- 5,516,014 A * 5/1996 Garrison A47G 25/485
223/91
- D376,263 S * 12/1996 Gouldson D6/315
- D387,912 S * 12/1997 Fildan D6/326
- 5,967,388 A 10/1999 Kolton et al.
- D418,311 S 1/2000 Gouldson
- D423,234 S * 4/2000 Gouldson D6/326
- D423,797 S * 5/2000 Gouldson D6/326

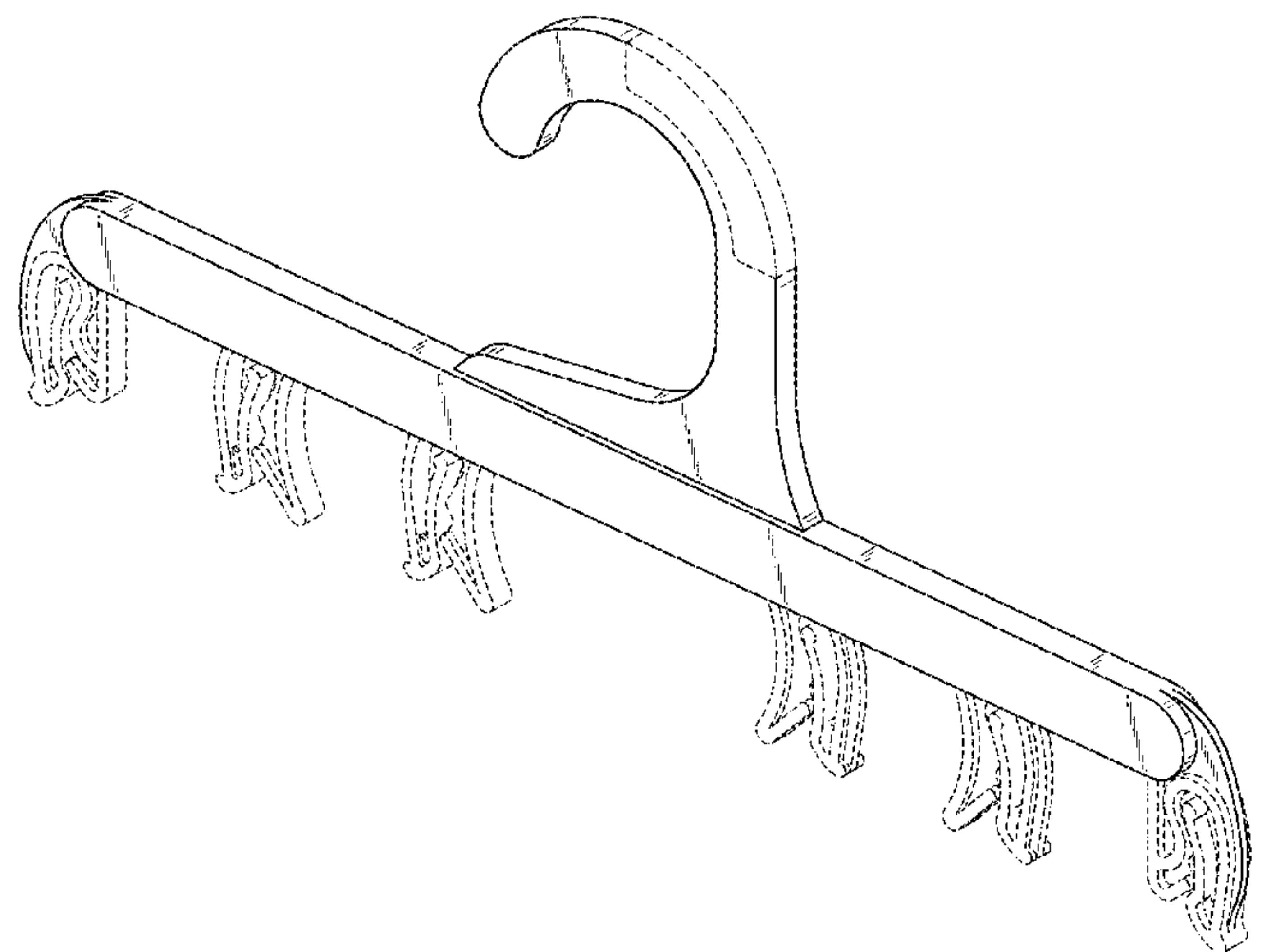
(Continued)

Primary Examiner — Lauren R Calve
(74) *Attorney, Agent, or Firm* — JoAnn M. Seaton;
Griffiths & Seaton PLLC

(57) **CLAIM**
The ornamental design for a hanger, as shown and described.

DESCRIPTION
FIG. 1 is a front perspective view of a hanger showing our new design;
FIG. 2 is a rear perspective view thereof;
FIG. 3 is a front view thereof;
FIG. 4 is a rear view thereof;
FIG. 5 is a right side view thereof;
FIG. 6 is a left side view thereof;
FIG. 7 is a top view thereof; and,
FIG. 8 is a bottom view thereof.
The features shown in broken lines are portions of the hanger forming no part of the claimed design. The unshaded rear surfaces of the hanger are not claimed.

1 Claim, 5 Drawing Sheets



(56)

References Cited

U.S. PATENT DOCUMENTS

D439,419	S *	3/2001	Zuckerman	D6/326
D441,550	S	5/2001	Gouldson	
D453,423	S *	2/2002	Goldman	D6/326
D459,593	S	7/2002	Gouldson	
6,508,388	B1 *	1/2003	Louw	A47G 25/483 223/96
D502,328	S *	3/2005	Gouldson	D6/326
6,915,930	B2 *	7/2005	Dixon	A47G 25/10 223/85
D512,571	S	12/2005	Gouldson et al.	
D541,538	S	5/2007	Gouldson	
D567,518	S	4/2008	Gouldson	
D571,109	S	6/2008	Jones	
7,387,223	B2 *	6/2008	Misumi	A47G 25/485 223/85
D593,758	S	6/2009	Singleton	
7,896,204	B2	3/2011	Gouldson	
D815,845	S *	4/2018	Clark	D6/315
D831,987	S *	10/2018	Clark	D6/326
D843,742	S *	3/2019	Clark	D6/326
2002/0158091	A1 *	10/2002	Matkovich	A47G 25/48 223/93
2003/0222108	A1 *	12/2003	Gouldson	A47G 25/485 223/91
2005/0284898	A1	12/2005	Fleming	
2010/0019005	A1 *	1/2010	Gouldson	A47G 25/50 223/93
2015/0182055	A1 *	7/2015	Gouldson	A47G 25/1435 223/85

* cited by examiner

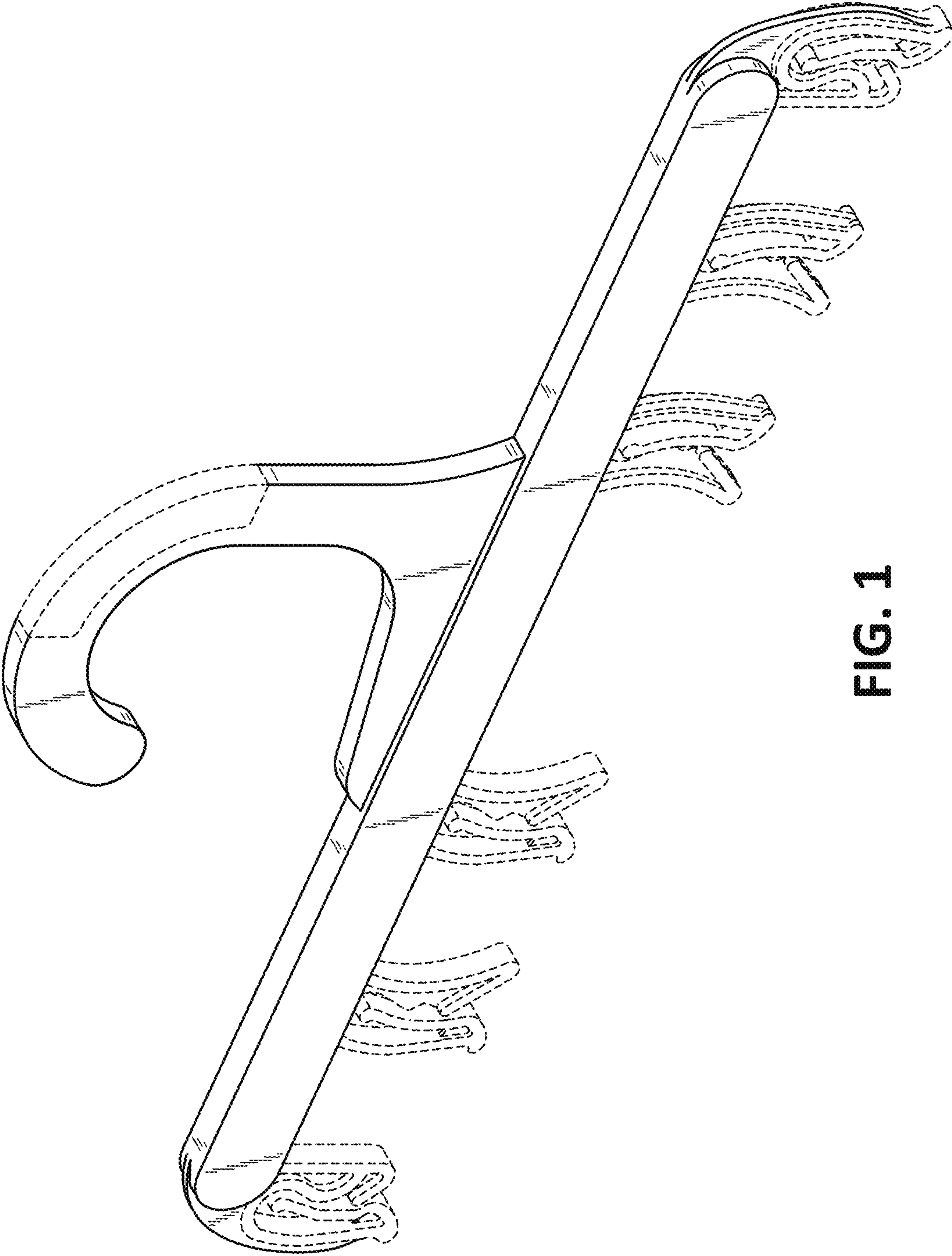


FIG. 1

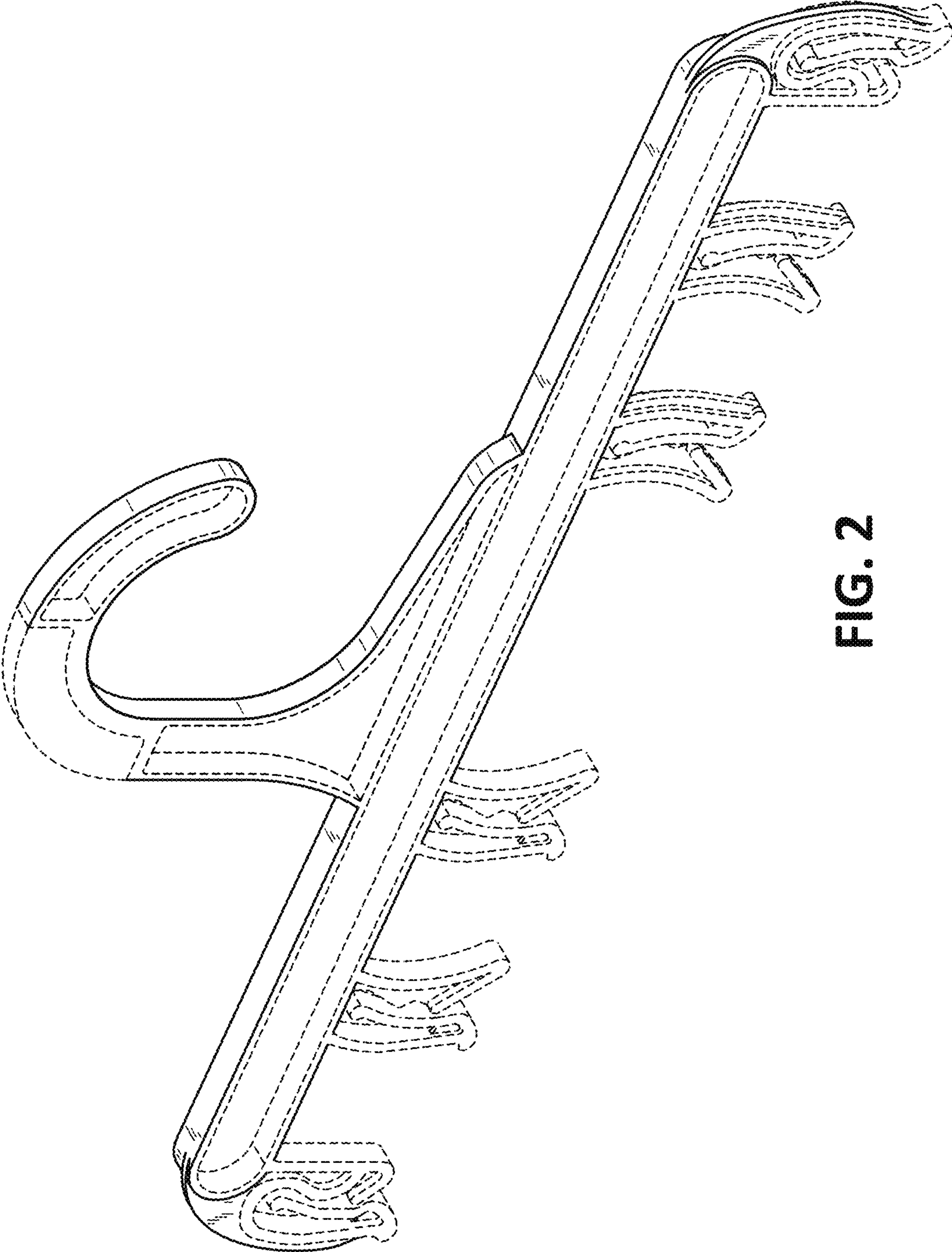


FIG. 2

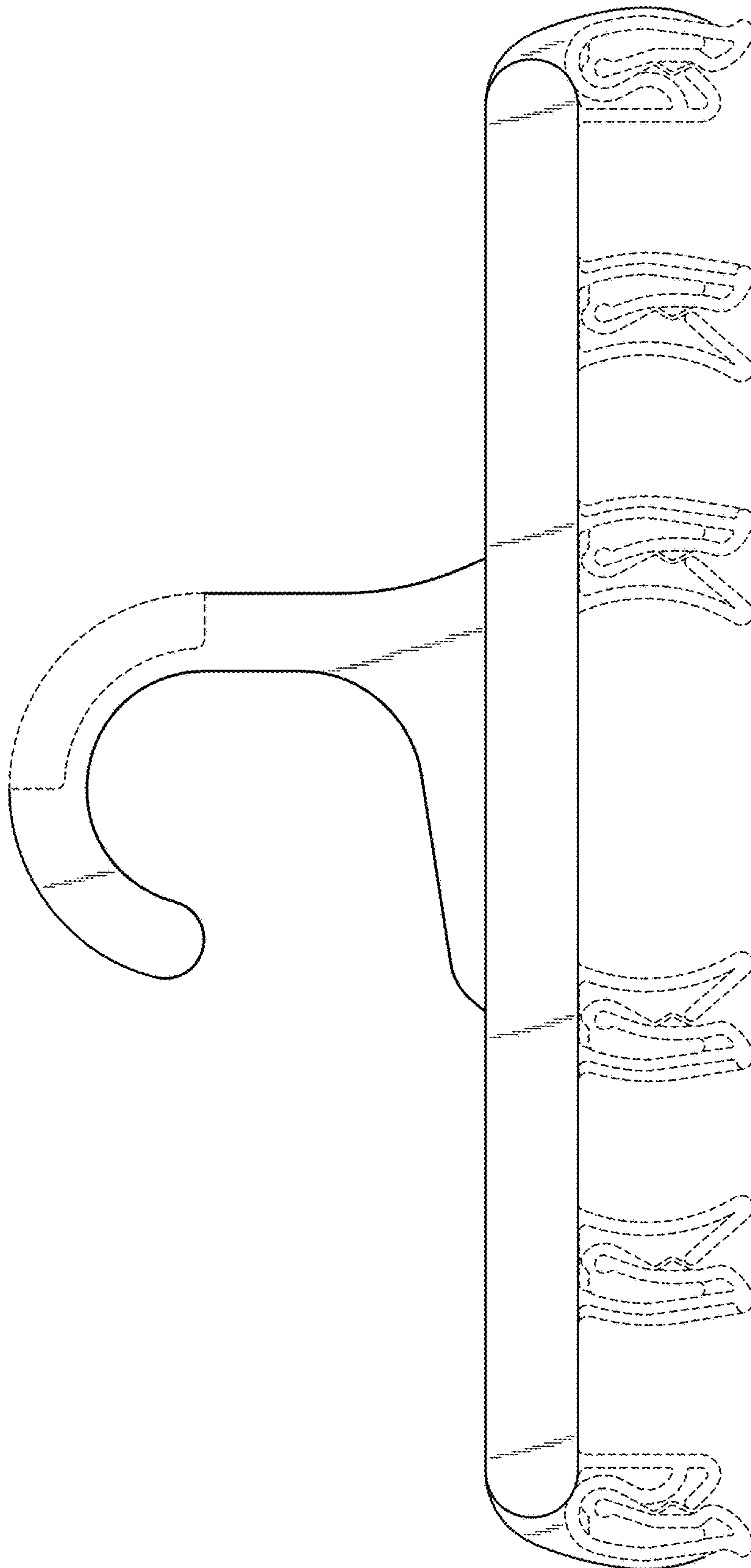


FIG. 3

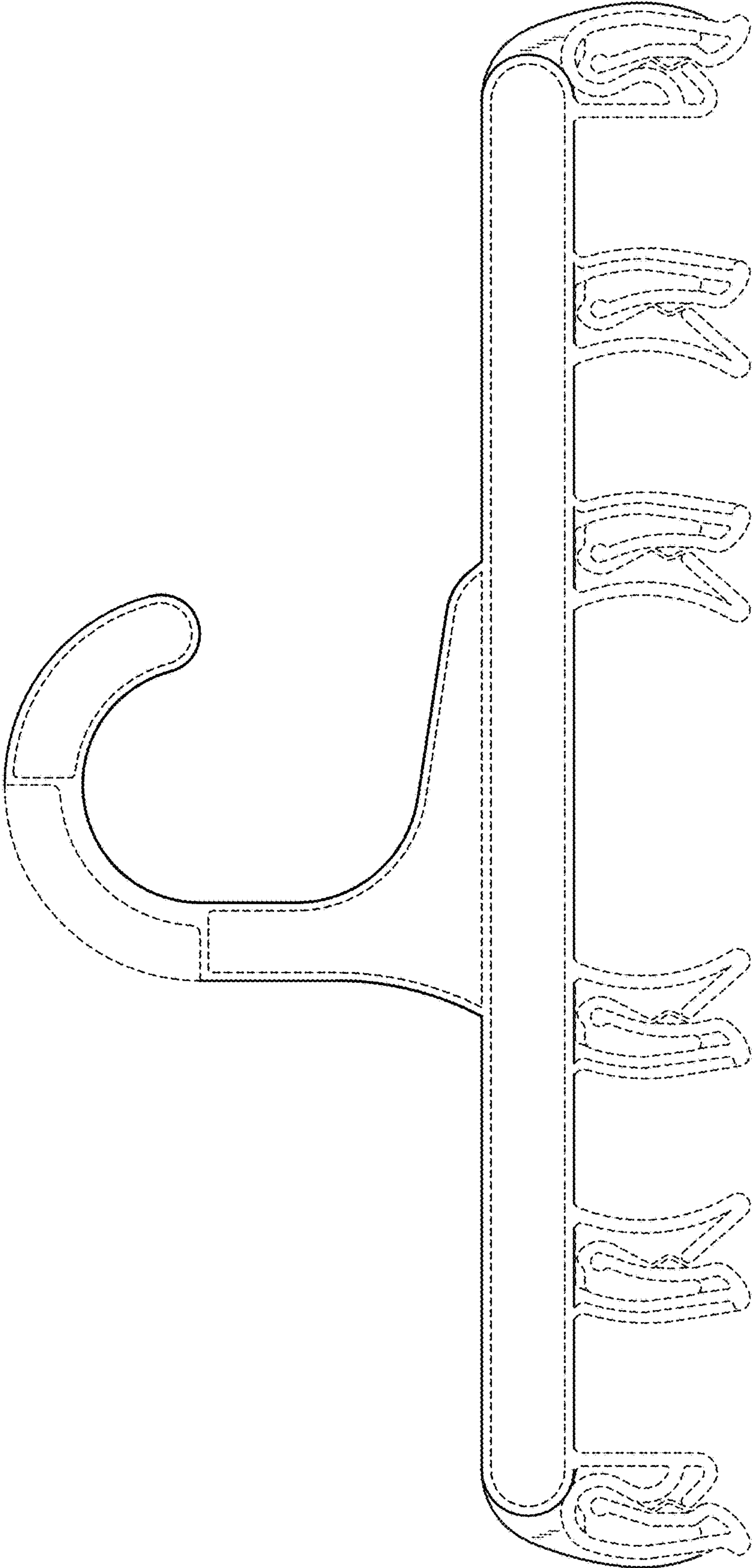


FIG. 4




FIG. 5



FIG. 6



FIG. 7



FIG. 8