



US00D866194S

(12) **United States Design Patent** (10) **Patent No.:** **US D866,194 S**  
**Wainless et al.** (45) **Date of Patent:** **\*\* Nov. 12, 2019**

(54) **ORAL CARE IMPLEMENT HANDLE**  
(71) Applicant: **Colgate-Palmolive Company**, New York, NY (US)  
(72) Inventors: **Daniel Wainless**, New Brunswick, NJ (US); **Douglas Hohlbein**, Hopewell, NJ (US); **Douglas Henderson**, Basking Ridge, NJ (US); **Jiunnhair Lim**, Shanghai (CN); **Jiantao Wang**, Shanghai (CN); **Pei Zhou**, Shanghai (CN)

(73) Assignee: **Colgate-Palmolive Company**, New York, NY (US)

(\*\*) Term: **15 Years**

(21) Appl. No.: **29/660,392**

(22) Filed: **Aug. 21, 2018**

**Related U.S. Application Data**

(62) Division of application No. 29/585,611, filed on Nov. 28, 2016, now Pat. No. Des. 828,035.

(51) **LOC (12) Cl.** ..... **04-02**

(52) **U.S. Cl.**  
USPC ..... **D4/138; D4/104**

(58) **Field of Classification Search**  
USPC ..... D4/100, 101, 102, 104, 108, 112, 138;  
D24/119, 152, 176  
CPC ..... A46B 5/00; A46B 5/0016; A46B 5/0095;  
A46B 5/21; A46B 9/04; A46B 9/10  
See application file for complete search history.

(56) **References Cited**

**U.S. PATENT DOCUMENTS**

5,875,510 A 3/1999 Lamond et al.  
6,145,152 A 11/2000 Ward

D457,326 S \* 5/2002 Winkler ..... D4/104  
6,546,585 B1 4/2003 Blaustein et al.  
D549,459 S \* 8/2007 Crossman ..... D4/104  
D715,560 S \* 10/2014 Li ..... D4/104  
D775,470 S \* 1/2017 Xi ..... D4/104  
D780,457 S \* 3/2017 Jimenez ..... D4/104  
D798,062 S \* 9/2017 Bauernfeind ..... D4/104  
D799,836 S \* 10/2017 Bauernfeind ..... D4/104  
D814,195 S \* 4/2018 Sikora ..... D4/102  
D823,000 S \* 7/2018 Wainless ..... D4/104  
D828,035 S \* 9/2018 Wainless ..... D4/104  
D833,756 S \* 11/2018 Hielscher ..... D4/138  
2017/0216004 A1 \* 8/2017 Okai ..... A46B 5/0095

**FOREIGN PATENT DOCUMENTS**

EM 003862416-0015 7/2017

\* cited by examiner

*Primary Examiner* — Karen S Acker  
*Assistant Examiner* — Jasmine Mlinarcik

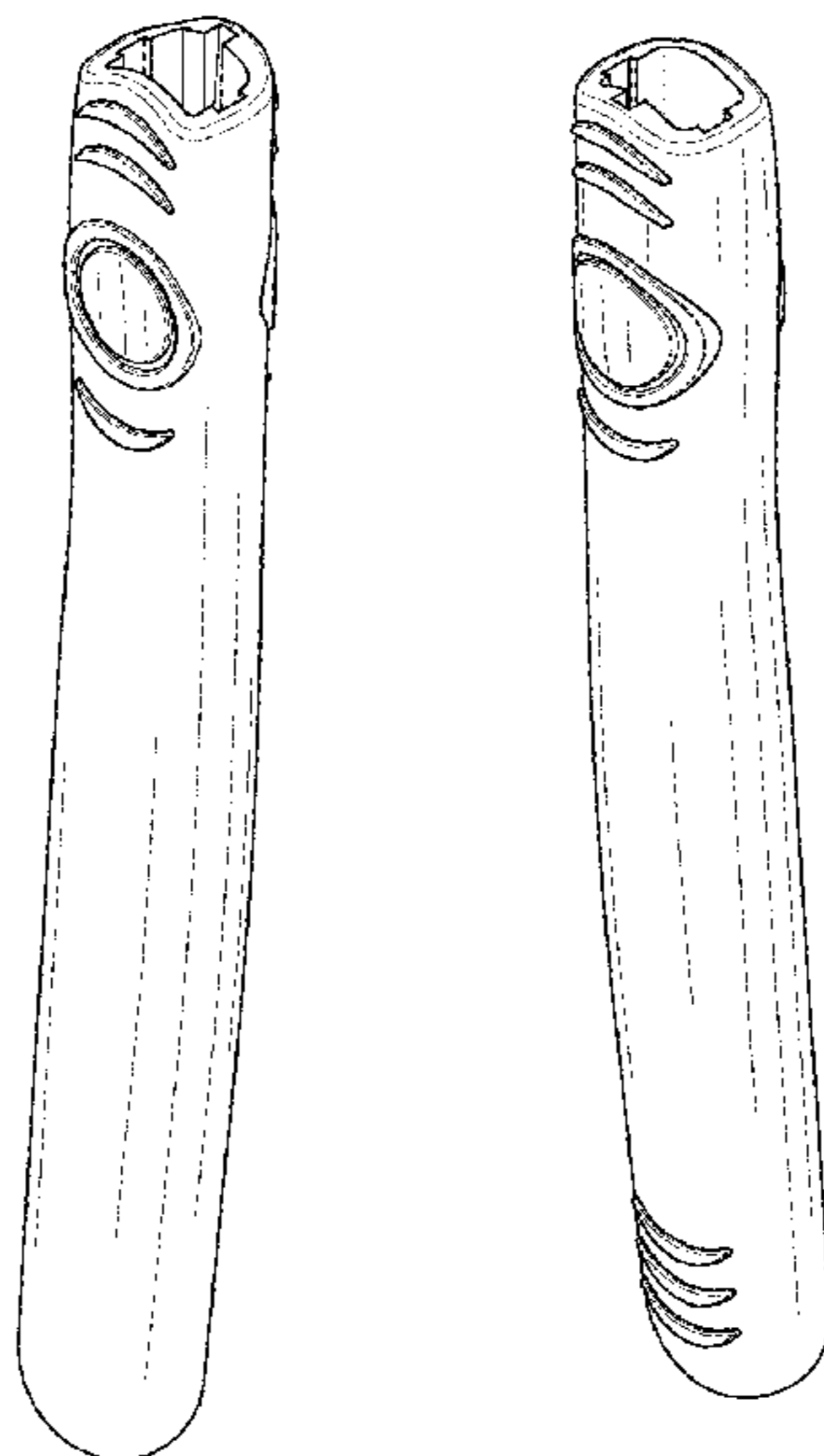
(57) **CLAIM**

The ornamental design for an oral care implement handle, as shown and described.

**DESCRIPTION**

FIG. 1 is a front right perspective view of an oral care implement handle according to the new design;  
FIG. 2 is a rear left perspective view thereof;  
FIG. 3 is a front view thereof;  
FIG. 4 is a rear view thereof;  
FIG. 5 is a right side view thereof;  
FIG. 6 is a left side view thereof;  
FIG. 7 is an enlarged top view thereof; and,  
FIG. 8 is an enlarged bottom view thereof.  
The broken line shown in FIG. 7 defines the bounds of the claimed design and forms no part thereof.

**1 Claim, 4 Drawing Sheets**






FIG. 1




FIG. 2




FIG. 3




FIG. 4




FIG. 5

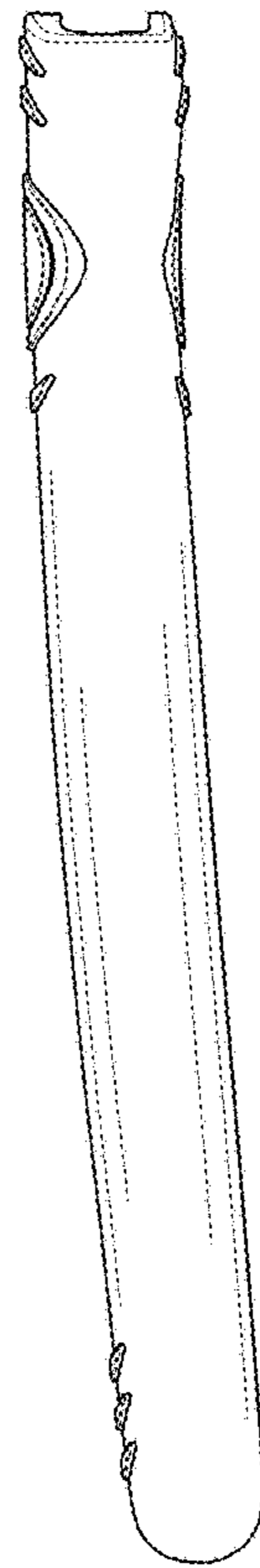


FIG. 6

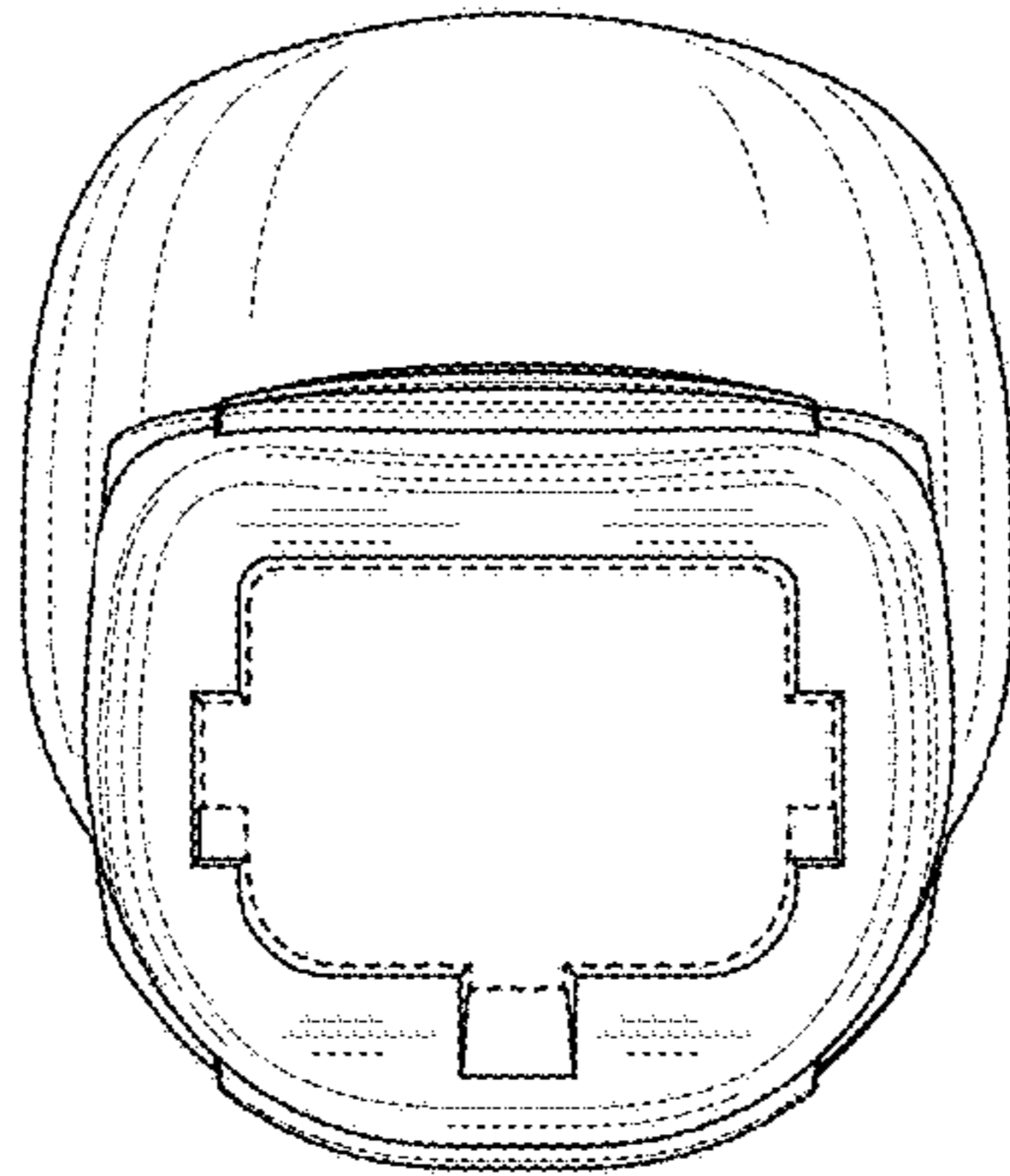


FIG. 7

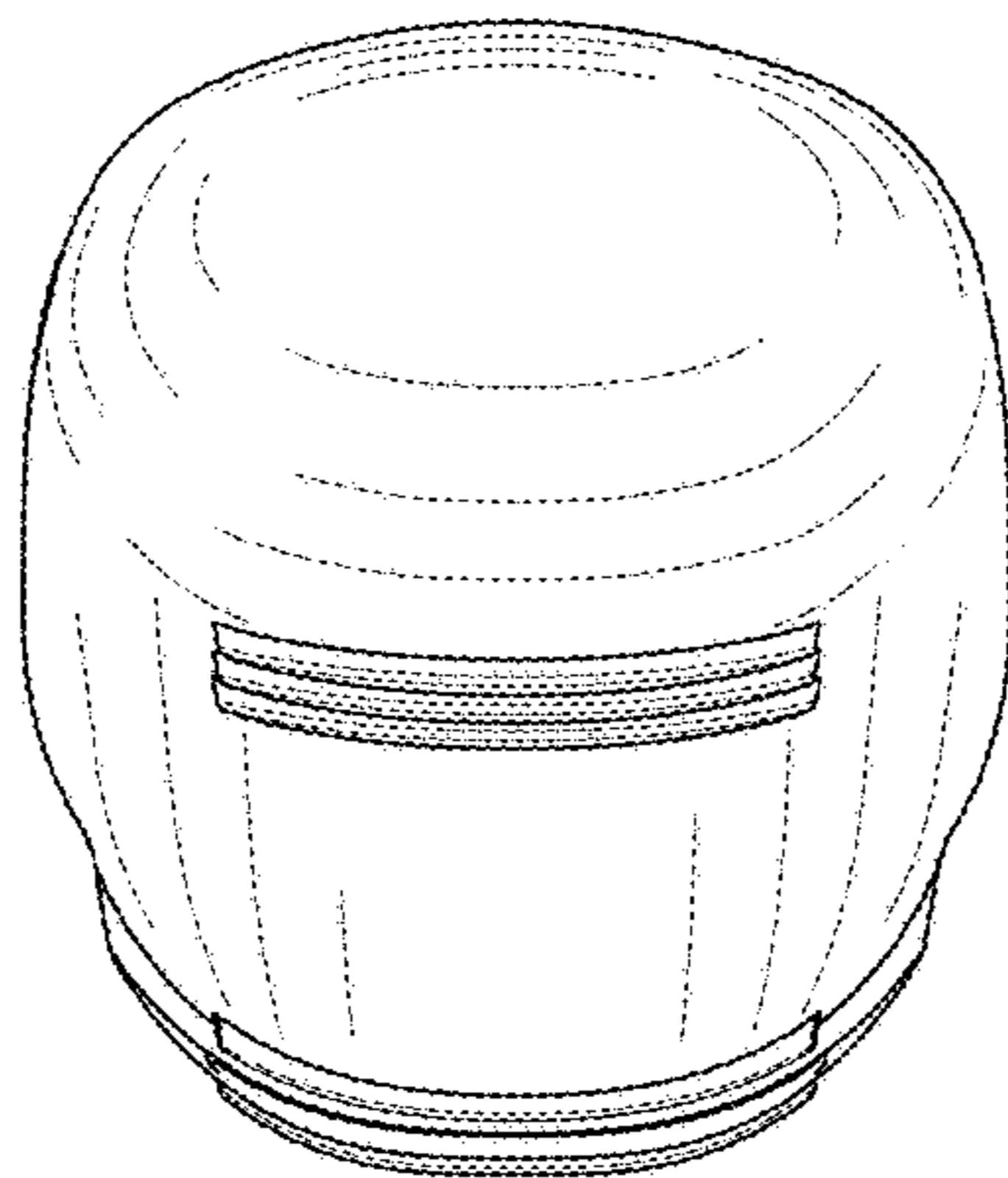


FIG. 8