

US00D866191S

(12) **United States Design Patent**
Dawson et al.

(10) **Patent No.:** **US D866,191 S**

(45) **Date of Patent:** **** Nov. 12, 2019**

(54) **CLEANING BRUSH**

(71) Applicant: **Reckitt Benckiser (Brands) Limited**,
Slough (GB)

(72) Inventors: **Samuel Dawson**, Hull (GB); **Richard Gamble**, Slough (GB); **Jesse John Horne**, Warwickshire (GB); **Emma Raines**, Hull (GB); **David Sanders**, Warwickshire (GB)

(73) Assignee: **RECKITT BENCKISER HEALTH LIMITED**, Slough (GB)

(**) Term: **15 Years**

(21) Appl. No.: **29/644,235**

(22) Filed: **Apr. 16, 2018**

(30) **Foreign Application Priority Data**

Oct. 19, 2017 (EM) 001462147-0001

(51) **LOC (12) Cl.** **04-02**

(52) **U.S. Cl.**
USPC **D4/135**

(58) **Field of Classification Search**
USPC D4/128, 129, 131, 136, 138, 108, 109,
D4/119; D32/35, 51; 15/104.5, 104.16,
15/104.2, 104.31, 104.32, 164, 165, 206;
D28/65; D7/682; 452/298, 458
CPC A46B 2200/10; A46B 2200/104; A45D
2/10; A45D 1/00; A46D 1/003; A46D
3/087

See application file for complete search history.

(56) **References Cited**

U.S. PATENT DOCUMENTS

D392,434 S * 3/1998 Garner D32/46

D405,614 S *	2/1999	Geardino	D28/25
D521,740 S *	5/2006	Pryor	D4/135
D550,966 S *	9/2007	Kaposi	D4/114
D614,407 S *	4/2010	Muhl	D4/135
D628,390 S *	12/2010	Banks	D4/116
D646,018 S *	9/2011	Anderson	D28/7
D689,700 S *	9/2013	Lee	D4/114
D749,859 S *	2/2016	Snook	D4/135
D791,490 S *	7/2017	Johnson	D4/135
D805,788 S *	12/2017	Eilmus	D4/135
D830,064 S *	10/2018	Krohmer	D4/135

* cited by examiner

Primary Examiner — Austin Murphy

(74) *Attorney, Agent, or Firm* — Troutman Sanders LLP;
Ryan Schneider; Chris Davis

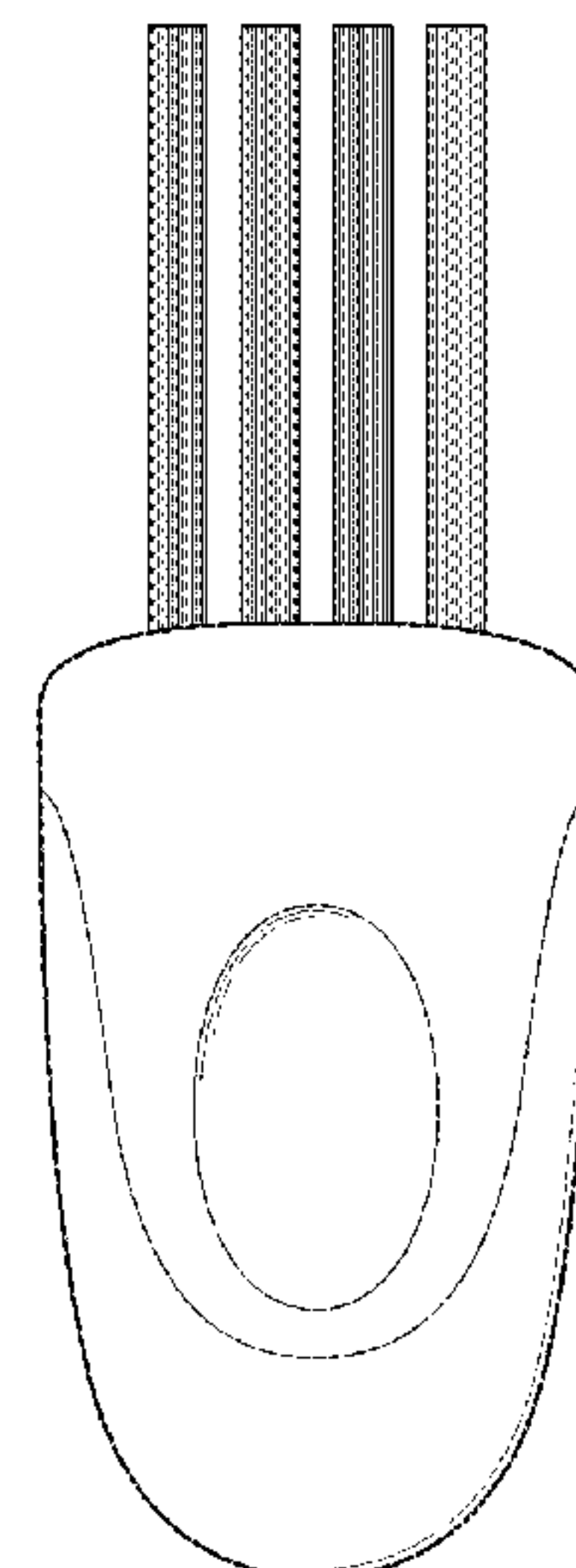

(57) **CLAIM**

The ornamental design for the cleaning brush, as shown and described.

DESCRIPTION

FIG. 1 is a perspective view of the cleaning brush showing our new design;
FIG. 2 is a top plan view of the cleaning brush of FIG. 1;
FIG. 3 is the side elevation view of the cleaning brush of FIG. 1;
FIG. 4 is a bottom plan view of the cleaning brush of FIG. 1;
FIG. 5 is the other side elevation view of the cleaning brush of FIG. 1;
FIG. 6 is a front elevation view of the cleaning brush of FIG. 1; and,
FIG. 7 is the back elevation view of the cleaning brush of FIG. 1.

1 Claim, 7 Drawing Sheets



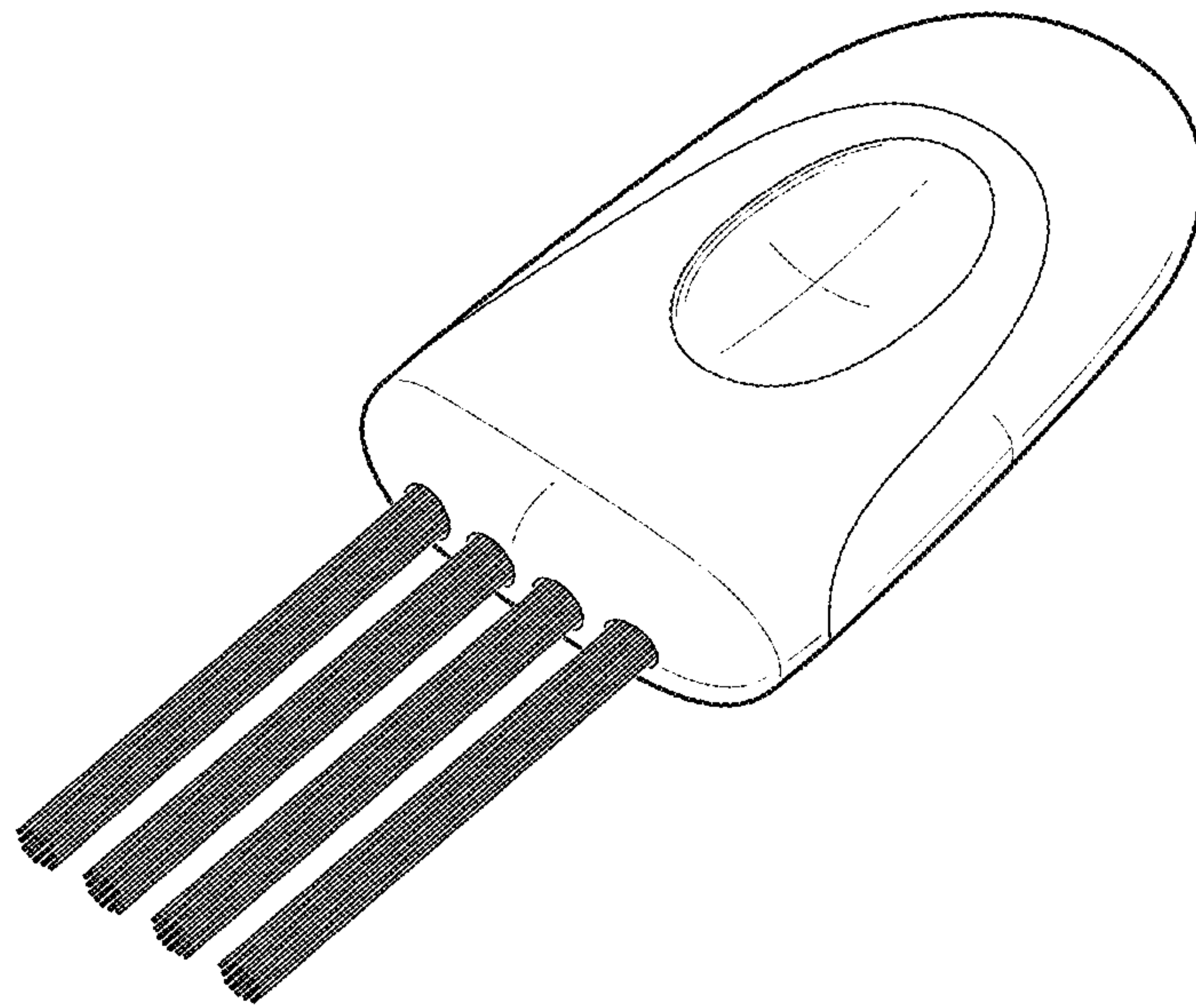


Fig. 1

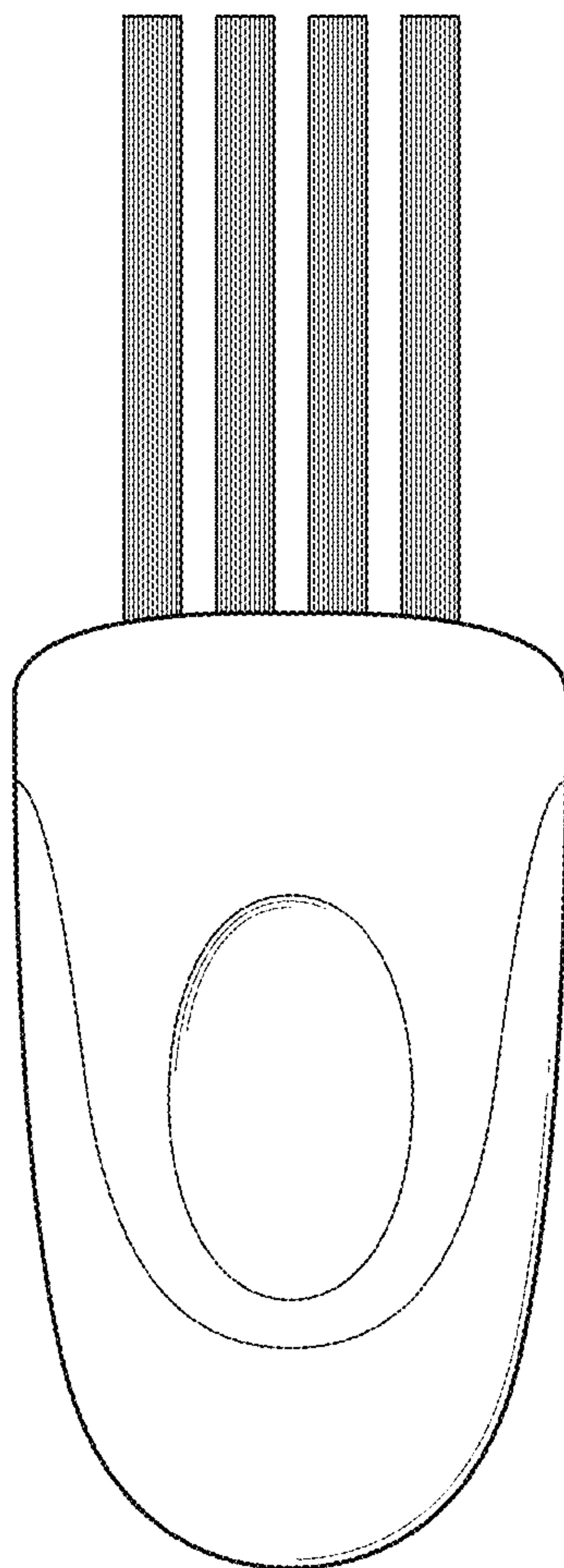


Fig. 2

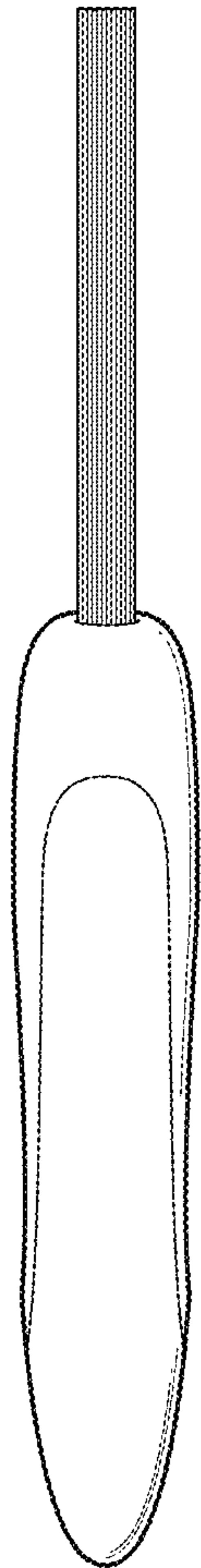


Fig. 3

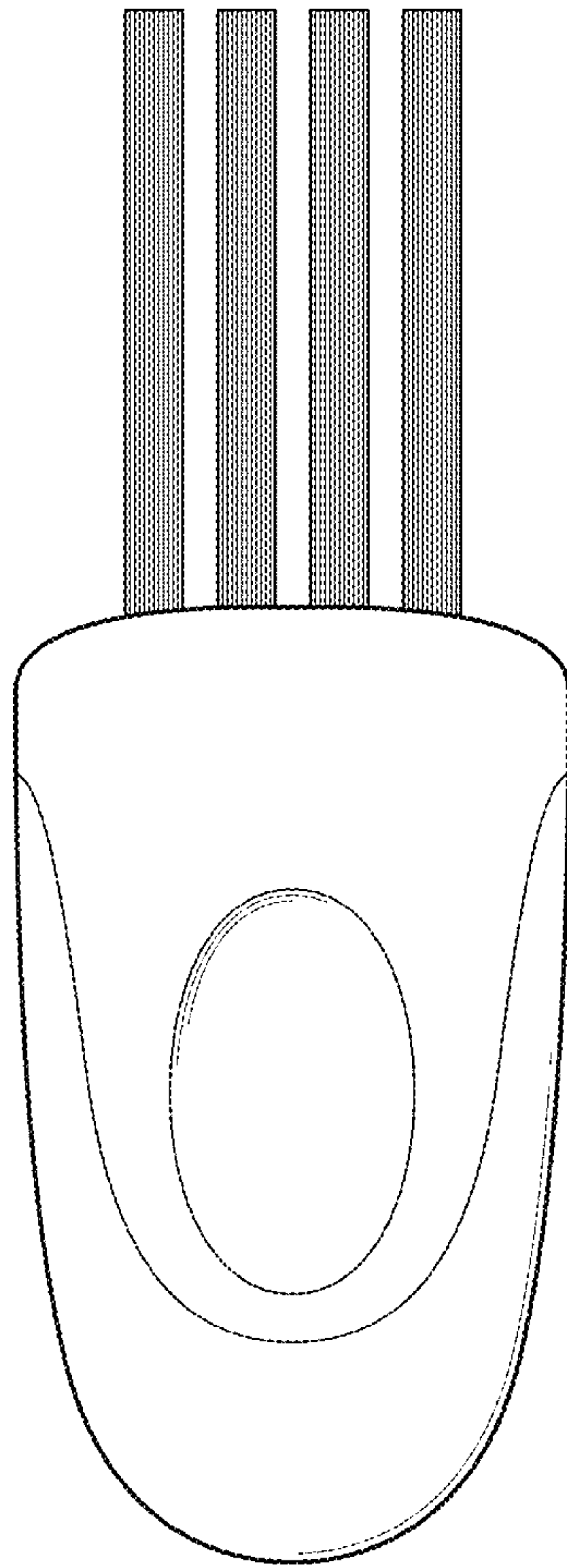


Fig. 4

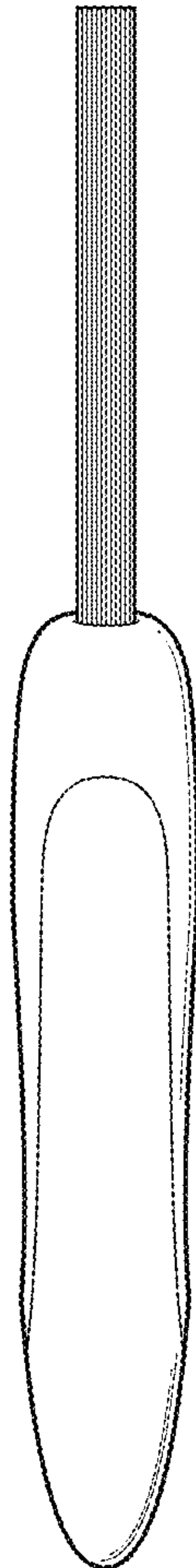


Fig. 5

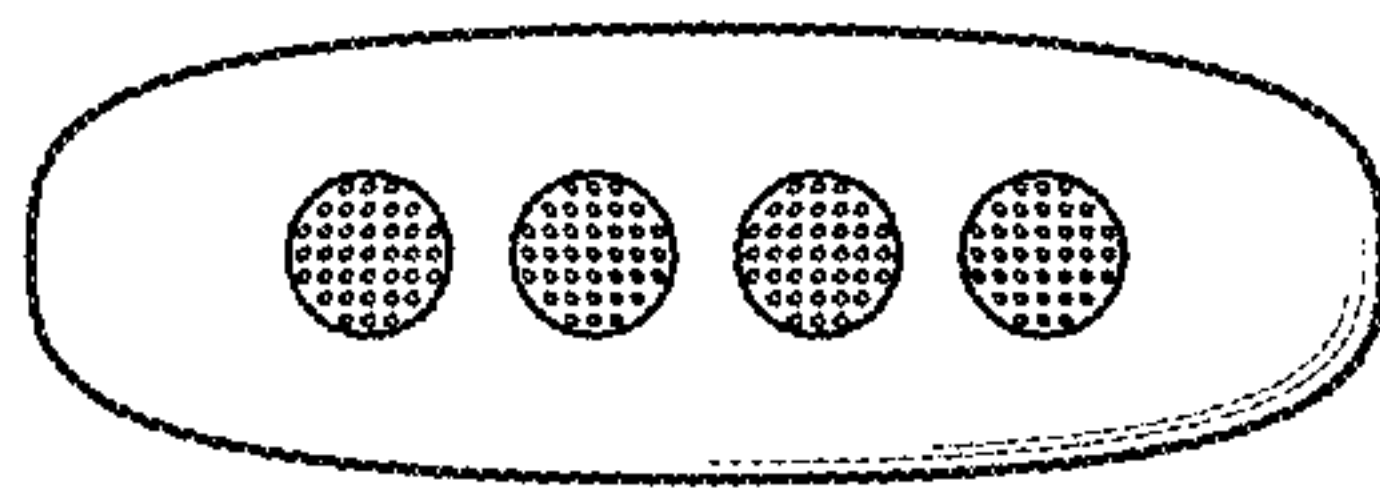


Fig. 6




Fig. 7