

US00D866159S

(12) **United States Design Patent** (10) **Patent No.:** **US D866,159 S**
Shyllon (45) **Date of Patent:** **** Nov. 12, 2019**

(54) **SHOE**
(71) Applicant: **NIKE, Inc.**, Beaverton, OR (US)
(72) Inventor: **Tamimu A. Shyllon**, Portland, OR (US)
(73) Assignee: **NIKE, Inc.**, Beaverton, OR (US)
(**) Term: **15 Years**

(21) Appl. No.: **29/649,046**
(22) Filed: **May 25, 2018**
(51) **LOC (12) Cl.** **02-04**
(52) **U.S. Cl.**
USPC **D2/973**; D2/902
(58) **Field of Classification Search**
USPC D2/902, 906, 907, 908, 909, 916, 922,
D2/947, 952, 957, 961, 962, 972;
36/24.5, 25 R, 28, 32 R, 34 R, 67 A, 103
CPC A43B 13/00; A43B 13/02; A43B 13/023;
A43B 13/026; A43B 13/08; A43B 13/10;
A43B 13/04; A43B 13/12
See application file for complete search history.

(56) **References Cited**
U.S. PATENT DOCUMENTS
D291,383 S 8/1987 Campbell et al.
D293,847 S * 1/1988 Le D2/970
D296,837 S 7/1988 Brown
D297,591 S * 9/1988 Brown D2/973
D305,380 S 1/1990 Claveria
D305,477 S 1/1990 Maccano et al.
D341,703 S * 11/1993 Hatfield D2/973
D351,276 S * 10/1994 Gitelman D2/973
D355,977 S 3/1995 Teague
D365,439 S * 12/1995 Teague D2/970
D386,596 S * 11/1997 Avar D2/972
D466,683 S 12/2002 Chen
D619,348 S * 7/2010 Schwartz D2/946
D682,526 S 5/2013 Link

D744,225 S * 12/2015 Thornhill D2/973
D746,578 S 1/2016 Chang
D765,386 S * 9/2016 Petrie D2/973
D766,568 S * 9/2016 Payne D2/973
D767,873 S 10/2016 Petrie
D771,932 S 11/2016 Little
(Continued)

OTHER PUBLICATIONS

Trainers posted by UOVO posted date Mar. 16, 2018, © Amazon UK, [online], [site visited Jul. 11, 2019]. Available from Internet, <https://www.amazon.co.uk/UOVO-Trainers-Trekking-Sneakers-Athletic> (Year: 2018).*

(Continued)

Primary Examiner — Cynthia Ramirez
Assistant Examiner — Laura H Yu
(74) *Attorney, Agent, or Firm* — Banner & Witcoff, Ltd.

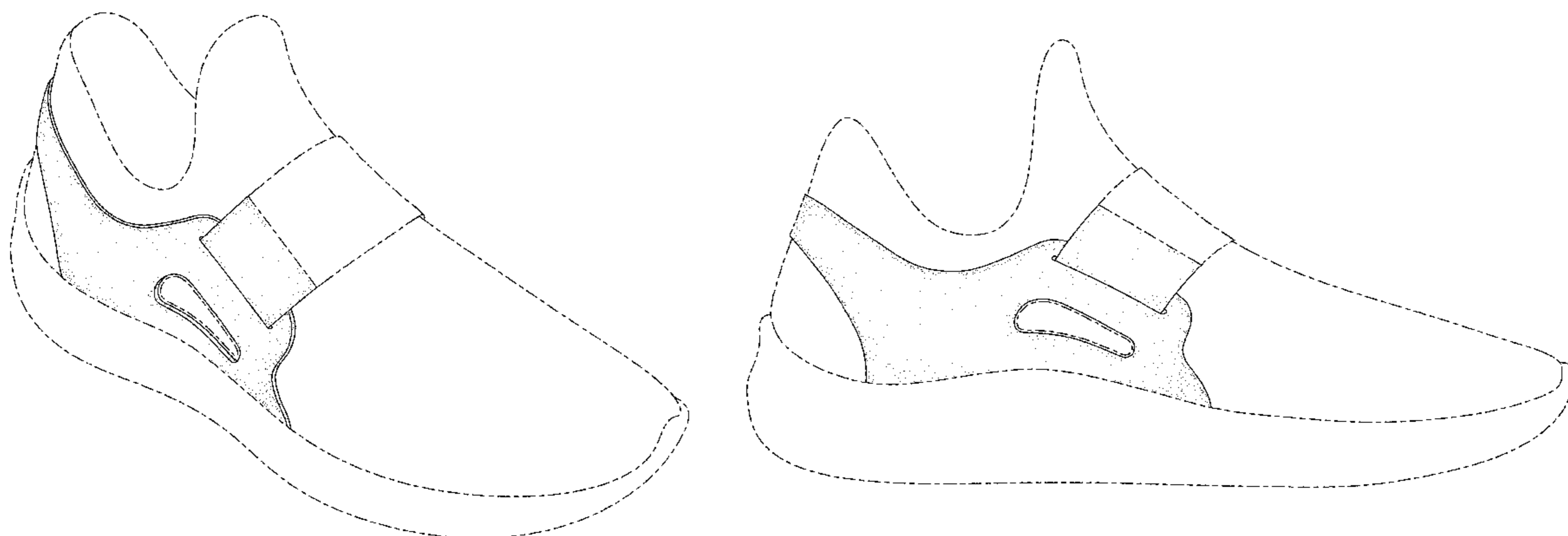
(57) **CLAIM**

The ornamental design for a shoe, as shown and described.

DESCRIPTION

FIG. 1 is a front perspective view of a shoe showing my new design;
FIG. 2 is a side view thereof;
FIG. 3 is a rear perspective view thereof;
FIG. 4 is a front perspective of the shoe of FIGS. 1-3, showing my new design;
FIG. 5 is a side view thereof; and,
FIG. 6 is a rear perspective view thereof.
The broken lines immediately adjacent to the shaded areas define the bounds of the claimed design and form no part thereof. The broken line within the shaded area in FIGS. 1-3 represent environment that forms no part of the claimed design. The broken lines depicting the remainder of the shoe is environment that form no part of the claimed design.

1 Claim, 6 Drawing Sheets



(56)

References Cited

U.S. PATENT DOCUMENTS

D776,420 S 1/2017 Petrie
D782,804 S 4/2017 Kanata
D792,087 S 7/2017 Madore
D798,038 S * 9/2017 Matthews D2/973
D808,144 S 1/2018 Kovel et al.
D813,519 S 3/2018 Smith

OTHER PUBLICATIONS

Walking Shoes posted by Vicroad posted date Aug. 28, 2018, © Amazon UK, [online], [site visited Jul. 11, 2019]. Available from Internet ,<https://www.amazon.co.uk/VICROAD-Breathable-Trainers-Lightweight-Athletic> (Year: 2018).*

* cited by examiner

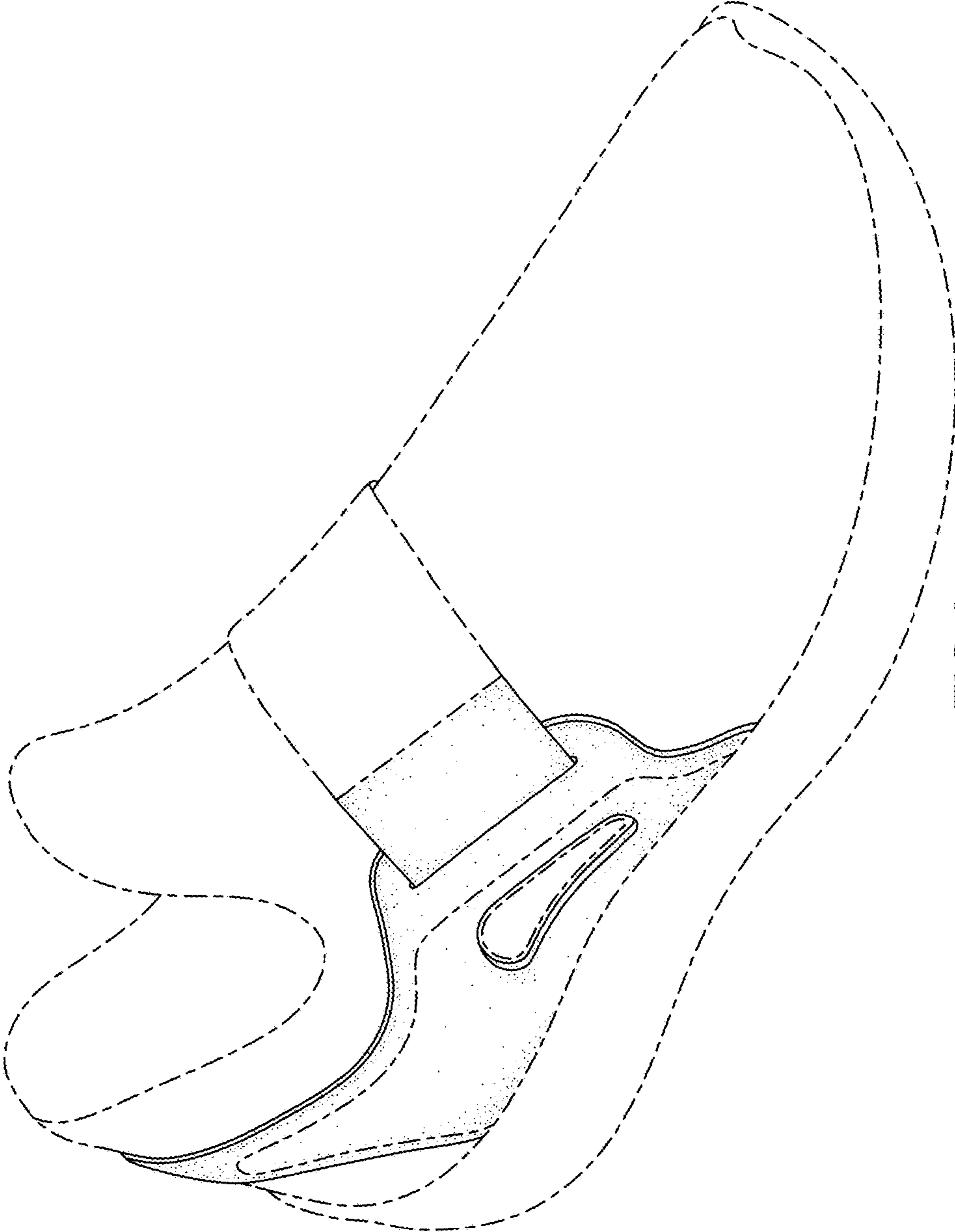


FIG. 1

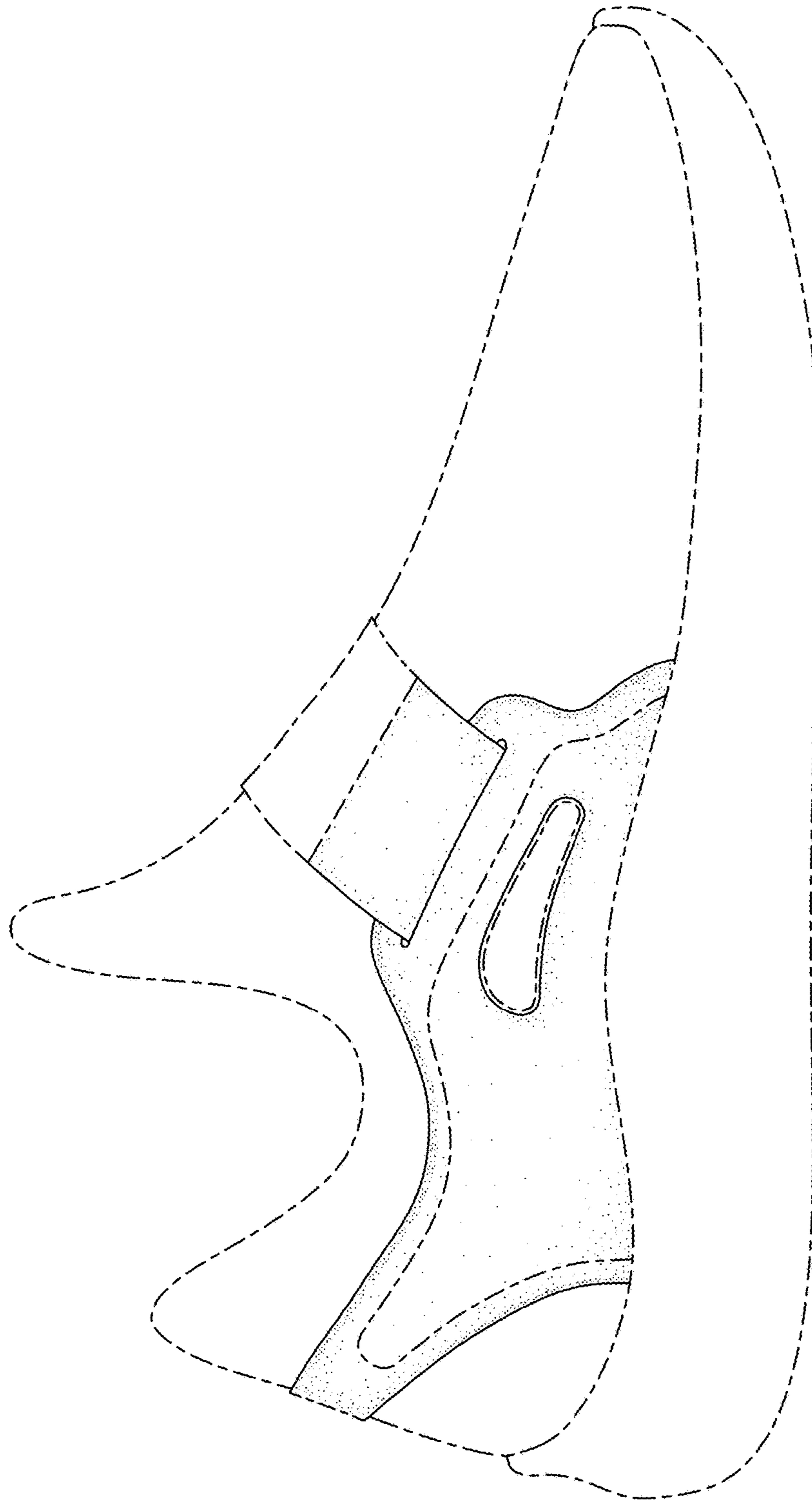


FIG. 2

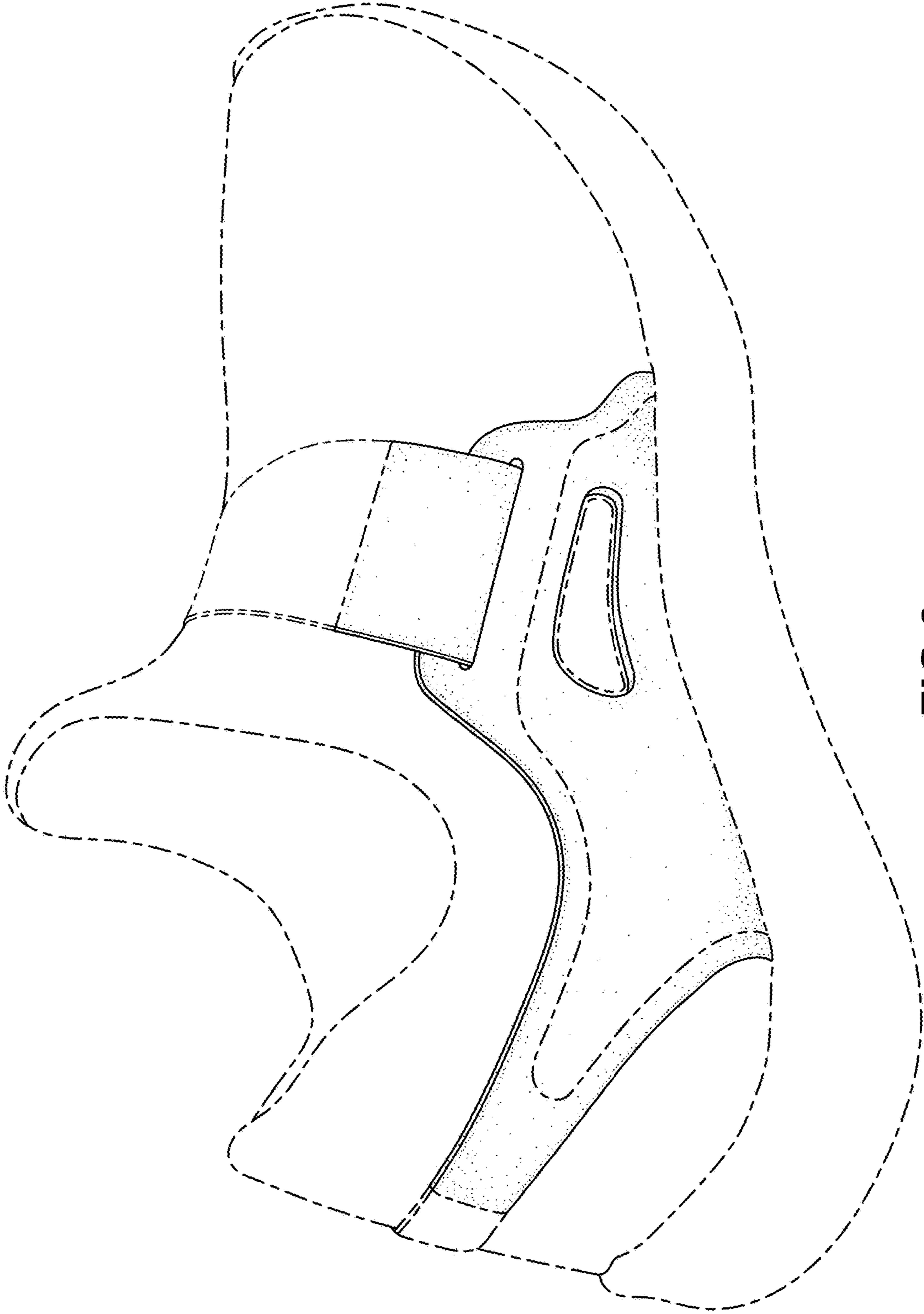


FIG. 3

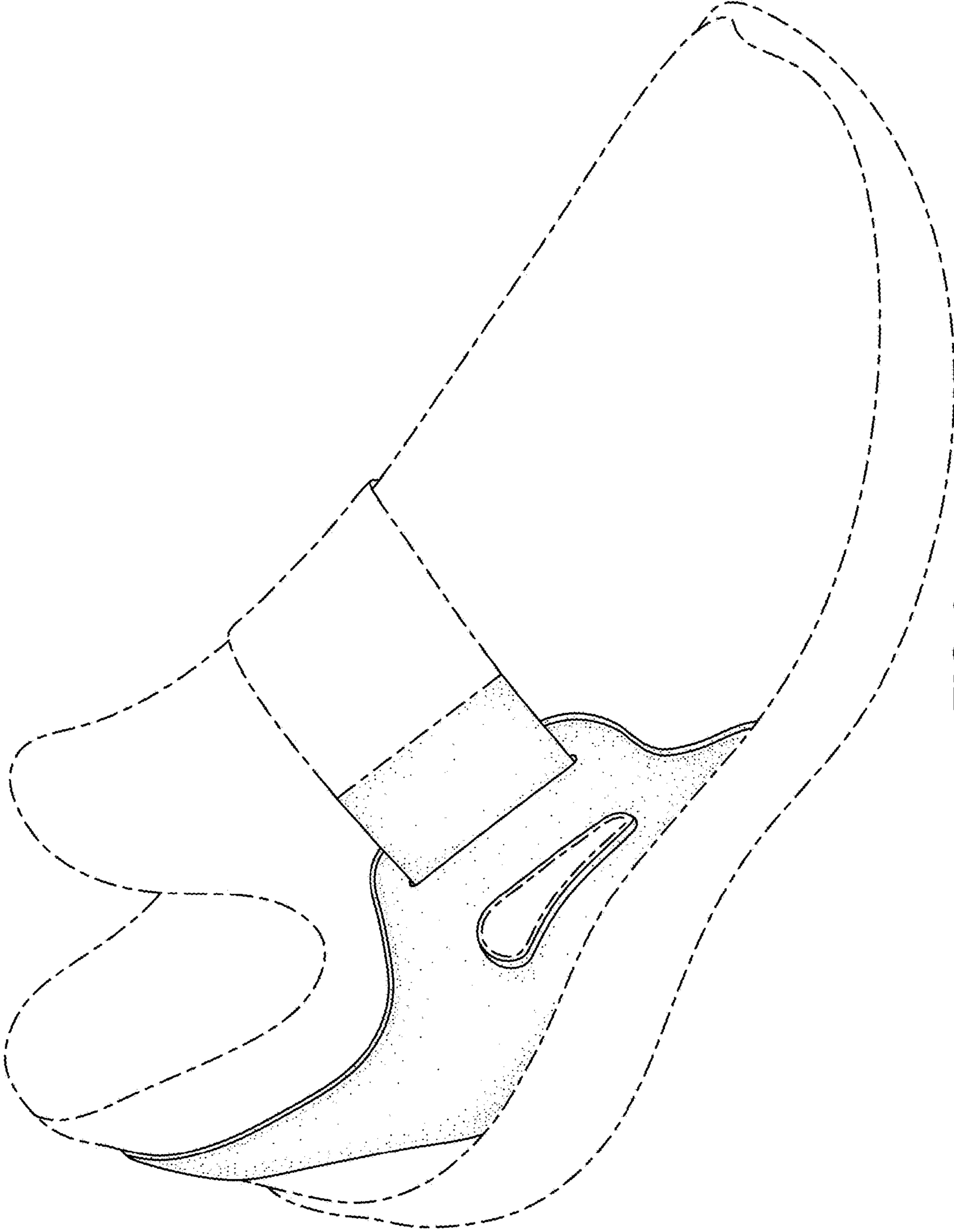


FIG.4

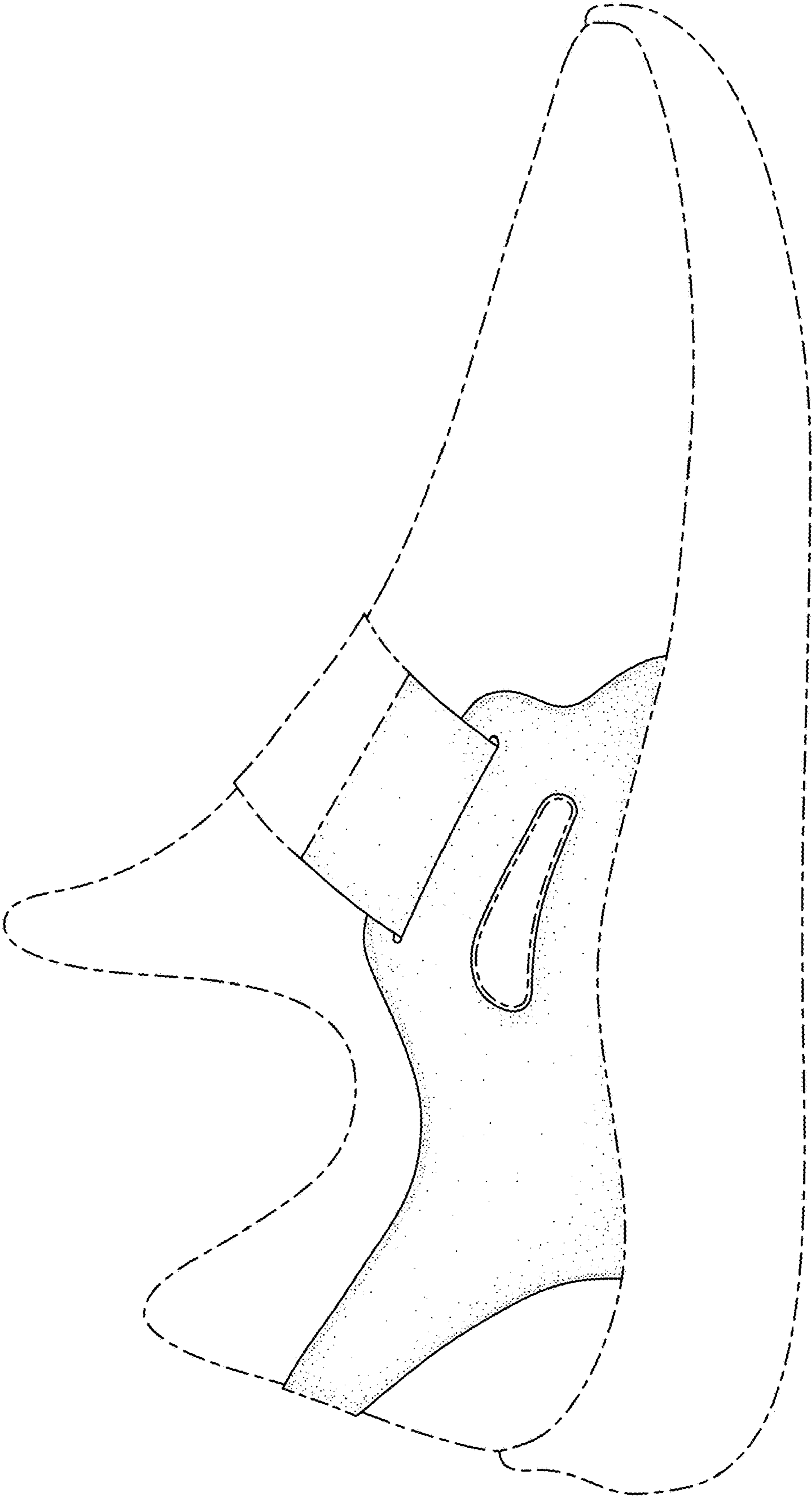


FIG. 5

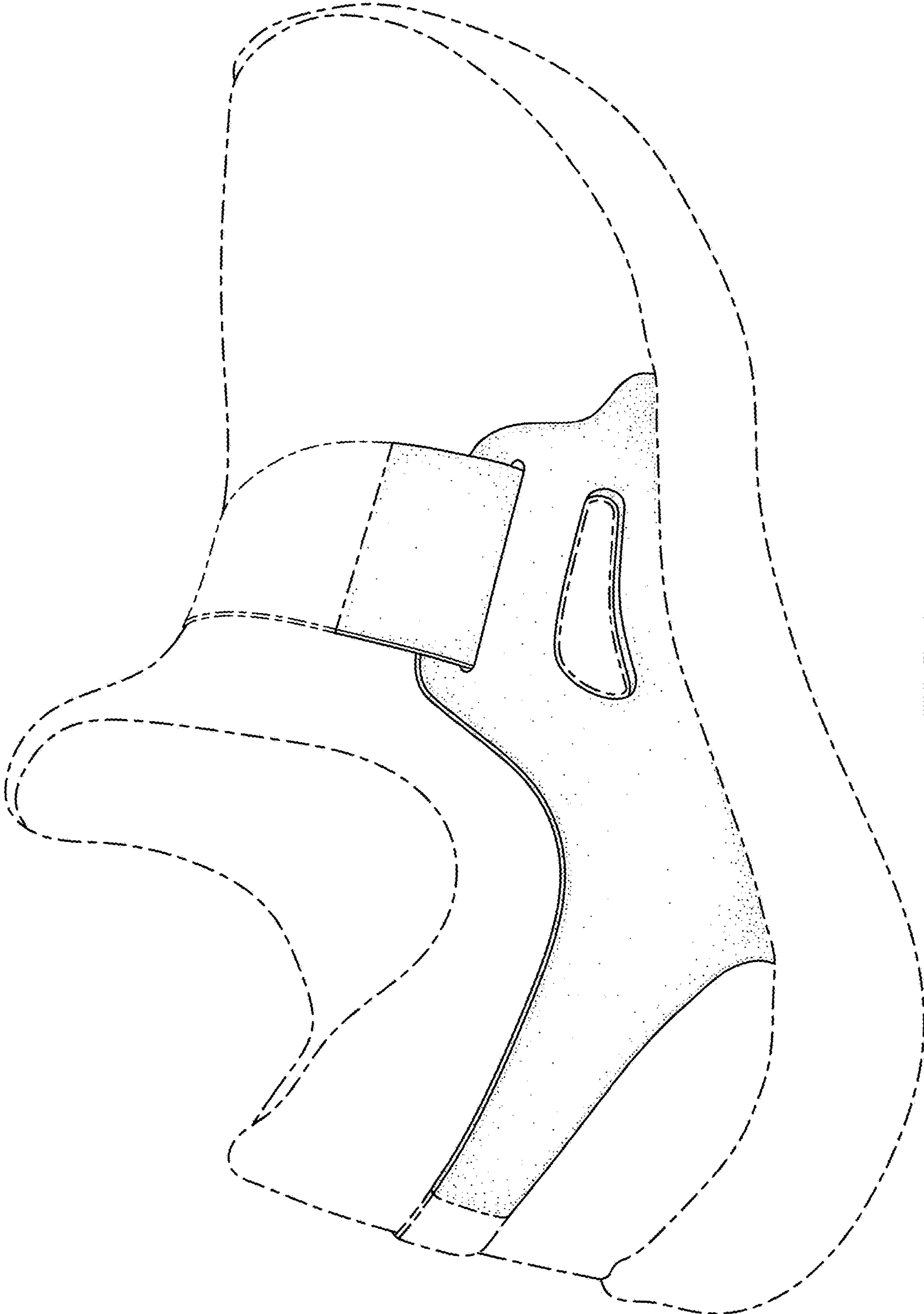


FIG. 6