



US00D866137S

(12) **United States Design Patent**
Kanata

(10) **Patent No.:** **US D866,137 S**

(45) **Date of Patent:** **** Nov. 12, 2019**

(54) **SHOE**

(71) Applicant: **NIKE, Inc.**, Beaverton, OR (US)

(72) Inventor: **Kohei Kanata**, Portland, OR (US)

(73) Assignee: **NIKE, Inc.**, Beaverton, OR (US)

(**) Term: **15 Years**

(21) Appl. No.: **29/677,202**

(22) Filed: **Jan. 17, 2019**

(51) **LOC (12) Cl.** **02-04**

(52) **U.S. Cl.**
USPC **D2/947; D2/954**

(58) **Field of Classification Search**

USPC D2/902, 906, 908, 916, 918, 925,
D2/946-962, 977; 36/3 B, 22 R, 24.5,
36/25 R, 28, 32 R, 34 R, 59 C, 67 A, 103
CPC A43B 13/00; A43B 13/02; A43B 13/023;
A43B 13/026; A43B 13/04; A43B 13/08;
A43B 13/10; A43B 13/12; A43B 13/14;
A43B 13/141; A43B 13/143; A43B
13/16; A43B 13/18; A43B 13/181; A43B
13/187; A43B 13/189; A43B 13/20; A43B
13/22; A43B 13/223; A43B 13/24; A43B
13/28; A43B 13/30; A43B 13/32; A43B
13/34; A43B 13/36

See application file for complete search history.

(56) **References Cited**

U.S. PATENT DOCUMENTS

1,433,309 A * 10/1922 Stimpson A43B 5/08
36/8.1
D84,646 S 7/1931 Murray
D86,958 S 5/1932 Hakim
D90,233 S 7/1933 Daniels
D97,945 S 12/1935 Lutz
D255,171 S 6/1980 Bowers
D265,437 S 7/1982 Vermont

D296,954 S 8/1988 Tong
D304,520 S 11/1989 Clark
D304,521 S 11/1989 Clark
D306,793 S * 3/1990 Schwartz D2/954
D310,293 S 9/1990 Sema et al.
D320,689 S 10/1991 Smith
D321,973 S 12/1991 Hatfield
D324,762 S 3/1992 Hatfield
D324,940 S 3/1992 Claveria
D329,528 S 9/1992 Hatfield

(Continued)

OTHER PUBLICATIONS

Nike Footwear Catalog, 1980 Footwear, p. 3, published date unknown, but prior to the filing date of the present application, NIKE, Inc., USA.

(Continued)

Primary Examiner — T Chase Nelson

(74) *Attorney, Agent, or Firm* — Banner & Witcoff, Ltd.

(57) **CLAIM**

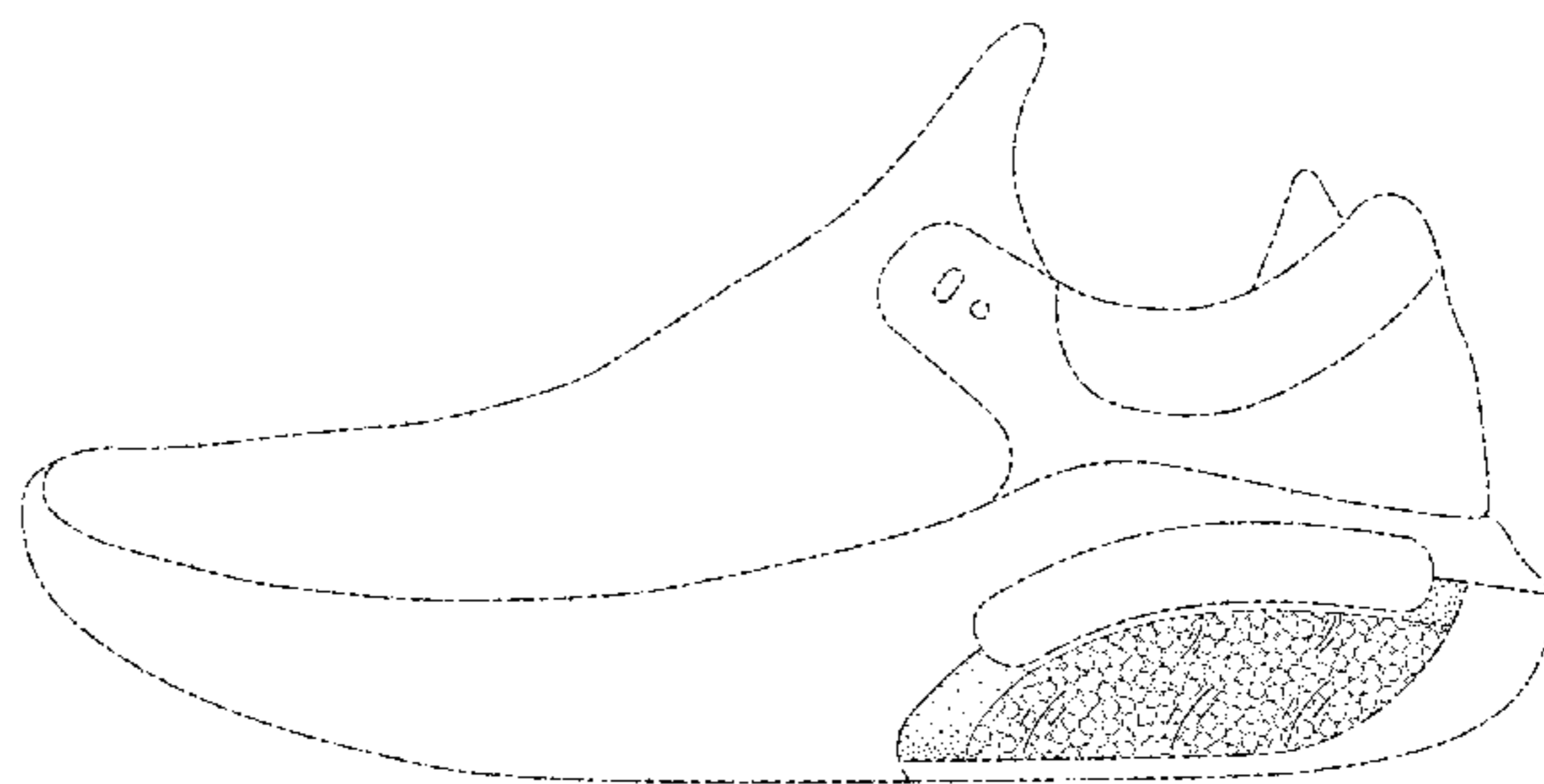
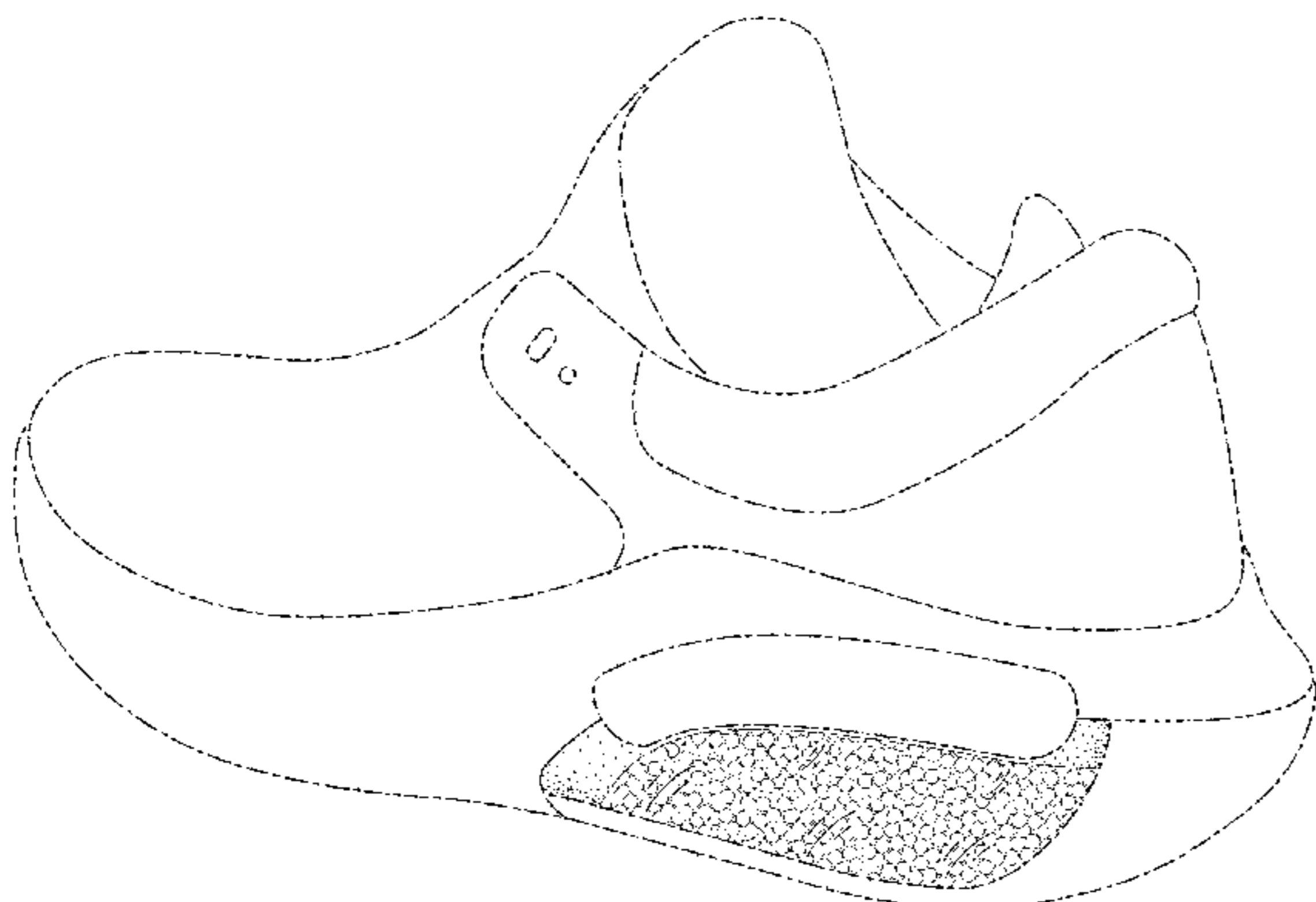
The ornamental design for a shoe, as shown and described.

DESCRIPTION

FIG. 1 is a rear perspective view of a shoe showing my new design;
FIG. 2 is a side view thereof;
FIG. 3 is a rear view thereof;
FIG. 4 is a rear perspective view of a shoe showing an alternative embodiment of my new design;
FIG. 5 is a side view thereof; and,
FIG. 6 is a rear view thereof.

The curved oblique shade lines represent a translucent or transparent appearance. The broken lines immediately adjacent to the shaded areas define the bounds of the claimed design and form no part thereof. The broken lines depicting the remainder of the shoe show features that form no part of the claimed design.

1 Claim, 6 Drawing Sheets



(56)

References Cited

U.S. PATENT DOCUMENTS

D339,447 S 9/1993 McDonald
 D339,448 S 9/1993 Teague
 D339,675 S * 9/1993 Austin D2/954
 D343,044 S 1/1994 Kilgore et al.
 D350,013 S 8/1994 Gitelman
 D366,955 S 2/1996 Valle
 D373,896 S 9/1996 Parker
 D395,738 S 7/1998 Hatfield et al.
 D396,341 S * 7/1998 Lozano D2/961
 D397,236 S * 8/1998 Wilmot D2/954
 D414,920 S 10/1999 Cahill
 D416,669 S * 11/1999 Parr D2/951
 D426,053 S 6/2000 Santa et al.
 6,076,283 A * 6/2000 Boie A43B 13/223
 36/114
 D495,861 S * 9/2004 Georgiou D2/947
 6,948,264 B1 * 9/2005 Lyden A43B 5/02
 36/134
 D513,836 S * 1/2006 Magro D2/896
 D540,517 S * 4/2007 McClaskie D2/953
 D571,987 S * 7/2008 Della Valle D2/954
 D576,380 S 9/2008 Morris
 D595,489 S * 7/2009 McClaskie D2/951
 D603,151 S 11/2009 Roundhouse
 D604,033 S * 11/2009 Feldman D2/961
 D616,640 S 6/2010 Werman
 D626,321 S * 11/2010 Cagner D2/954
 D637,803 S * 5/2011 Alvear D2/953
 D639,036 S * 6/2011 Delavaldene D2/897
 D639,535 S 6/2011 Eggert et al.
 D668,845 S * 10/2012 Huynh D2/916
 D668,858 S 10/2012 Shaffer
 D680,710 S * 4/2013 Sundberg D2/897
 D690,490 S * 10/2013 Riddell D2/951
 D697,297 S * 1/2014 McClaskie D2/951
 D702,031 S * 4/2014 Nakano D2/951
 D709,680 S * 7/2014 Herath D2/947
 D721,474 S 1/2015 Miner
 D722,220 S 2/2015 Miner
 D722,425 S 2/2015 Cin
 D783,974 S * 4/2017 McMillan A43B 13/026
 D2/951
 D790,179 S * 6/2017 McMillan A43B 3/0031
 D2/951
 D794,289 S 8/2017 Kanata
 D794,300 S * 8/2017 Rosen A43B 13/125
 D2/961
 D800,433 S 10/2017 Kuerbis
 D805,745 S * 12/2017 Link A43B 3/0078
 D2/951

D811,062 S 2/2018 Teague
 D811,714 S 3/2018 Ngene
 D816,958 S 5/2018 Cin et al.
 D819,942 S 6/2018 Cin et al.
 D828,984 S * 9/2018 Gibson A43B 13/223
 D2/947
 D850,766 S 6/2019 Girard et al.
 D852,476 S 7/2019 Hartmann
 D853,690 S * 7/2019 Taylor A43B 5/18
 D2/908
 D854,288 S * 7/2019 Raasch A43B 3/0005
 D2/947
 D854,294 S * 7/2019 McMillan A43B 1/0009
 D2/953
 D854,296 S * 7/2019 Hardman A43B 5/08
 D2/954
 D855,953 S * 8/2019 Girard D2/947
 2003/0115691 A1 * 6/2003 Mukherjee A43B 3/0078
 12/142 C
 2005/0188562 A1 * 9/2005 Clarke A43B 5/18
 36/15
 2008/0005936 A1 * 1/2008 Chiu A43B 3/0005
 36/3 B
 2008/0307679 A1 * 12/2008 Chiang A43B 1/0009
 36/3 B
 2012/0005920 A1 * 1/2012 Alvear A43B 13/125
 36/28
 2013/0247415 A1 * 9/2013 Kohatsu A43B 3/0031
 36/88
 2018/0213886 A1 * 8/2018 Connell A43B 13/026

OTHER PUBLICATIONS

Nike Footwear Catalog, 1985 Footwear, p. 33, published Dec. 1984, NIKE, Inc., USA.
 Nike Footwear Catalog, 1987 Fall Footwear, p. 62, published Jan. 1987, NIKE, Inc., USA.
 Nike Footwear Catalog, 2002 Fall Footwear, p. 3, published Nov. 2001, NIKE, Inc., USA.
 Nike Footwear Catalog, 2017 Spring City Specialty Footwear T11 NA, p. 10, published May 2016, NIKE, Inc., USA.
 Nike Footwear Catalog, 2018 Summer Running, p. 61, published date unknown, but prior to the filing date of the present application, NIKE, Inc., USA.
 Puma to Debut New Jamming Cushion on Nov. 9 [online], retrieved [May 20, 2019], retrieved from Sneaker News [Internet] <URL:https://sneakernews.com/2017/11/07/puma-jamming-cushion-release-info/>; 5 color sheets, Dated Nov. 7, 2017.

* cited by examiner

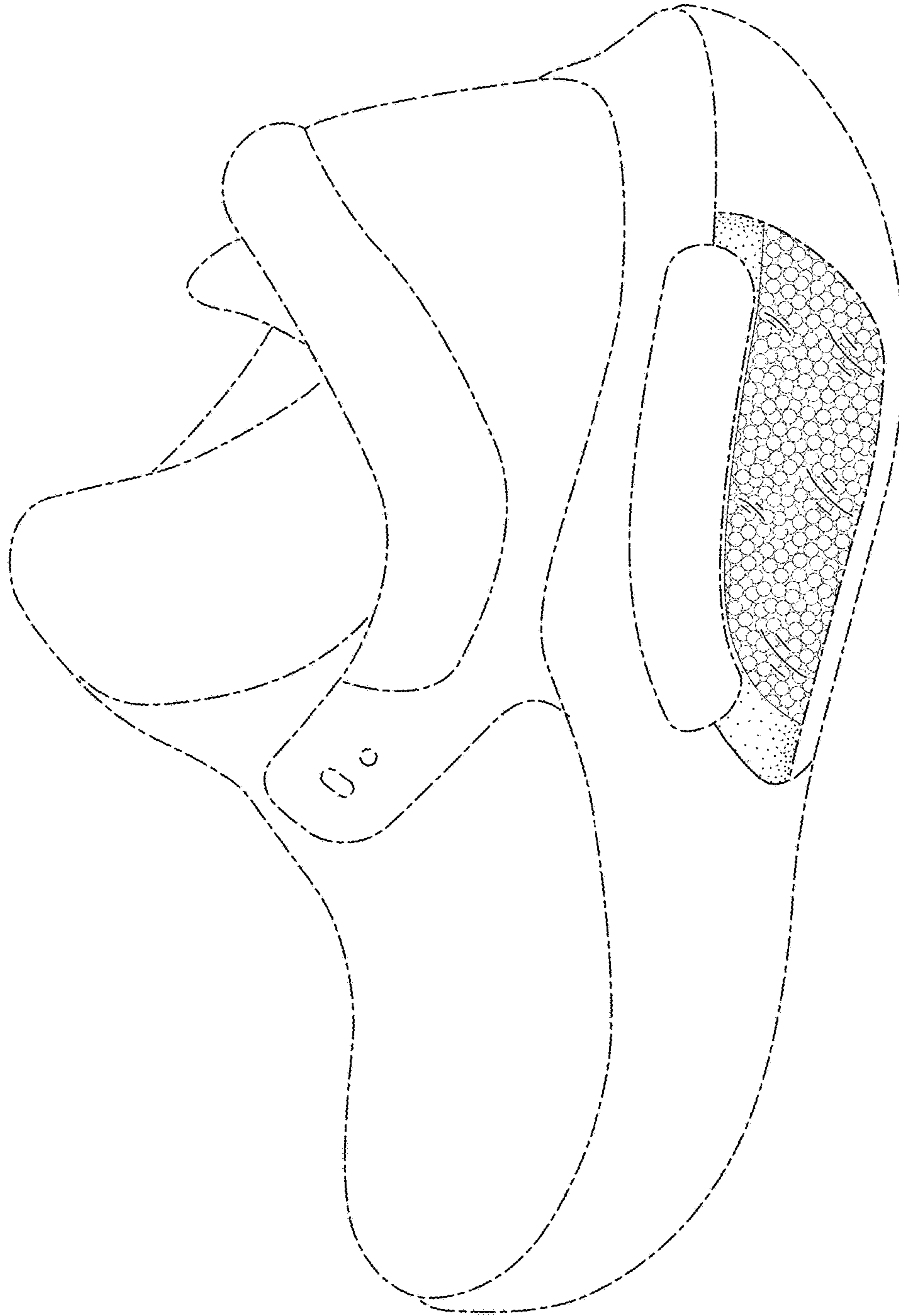


FIG. 1

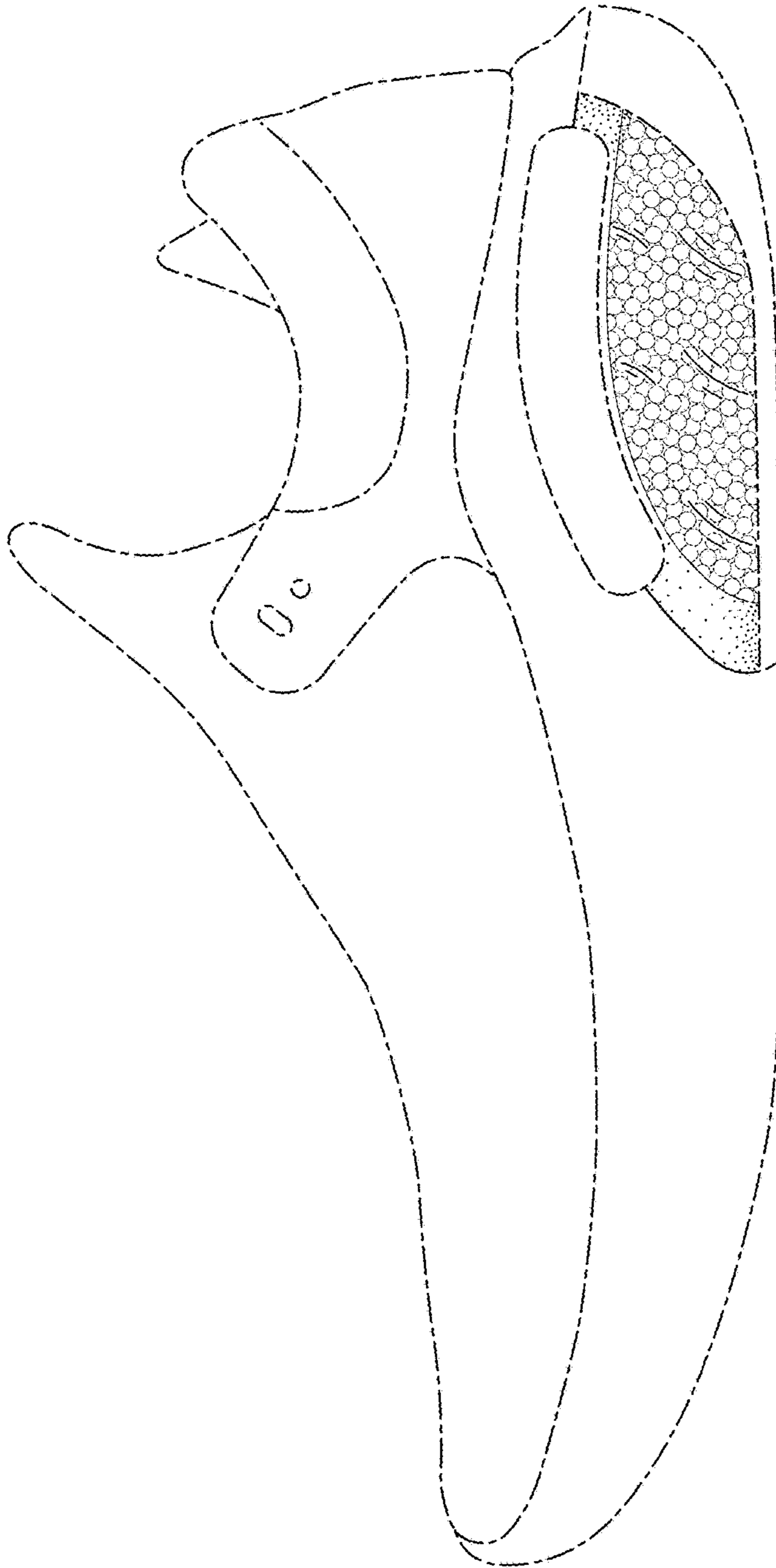


FIG. 2

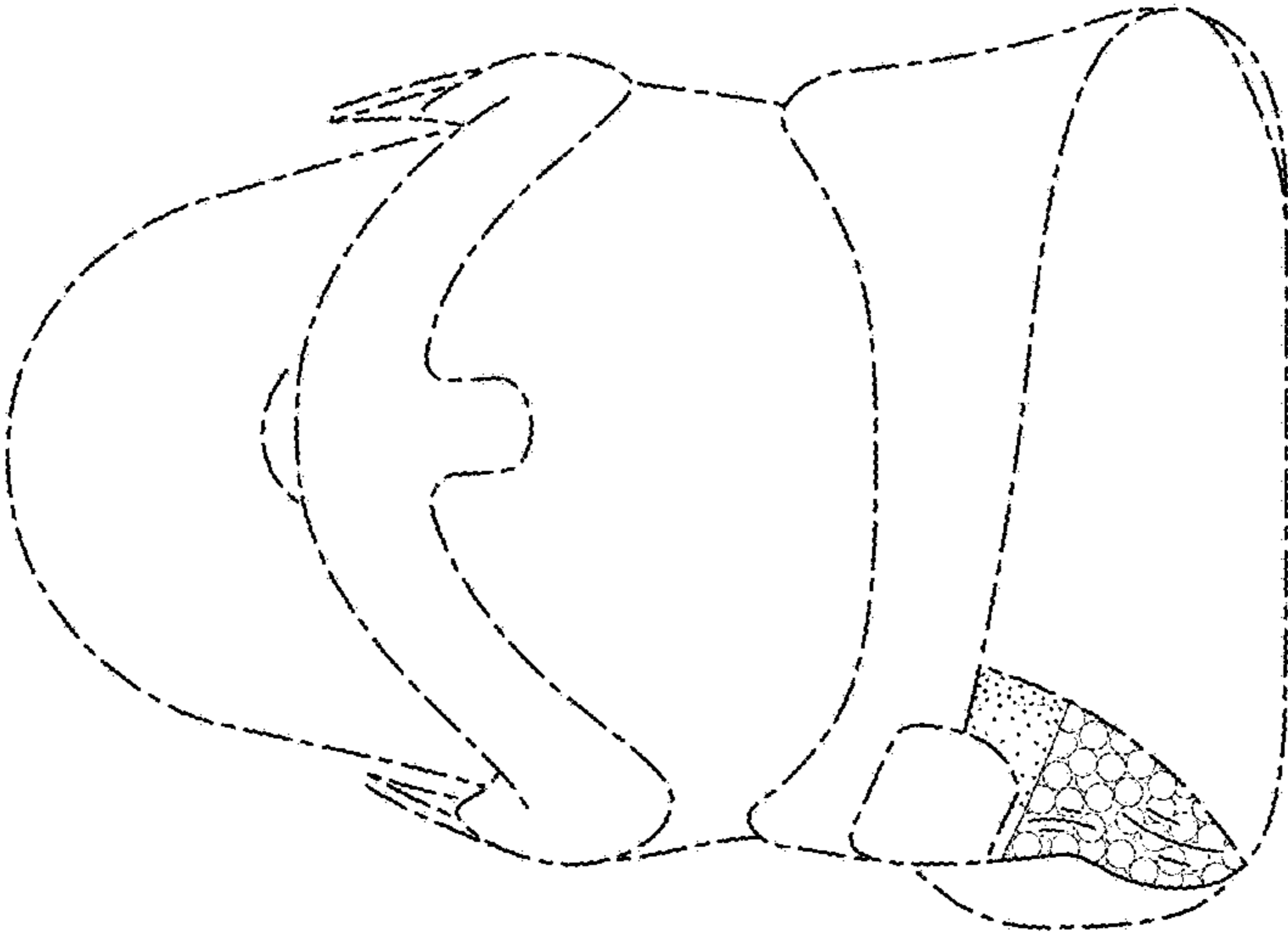


FIG. 3

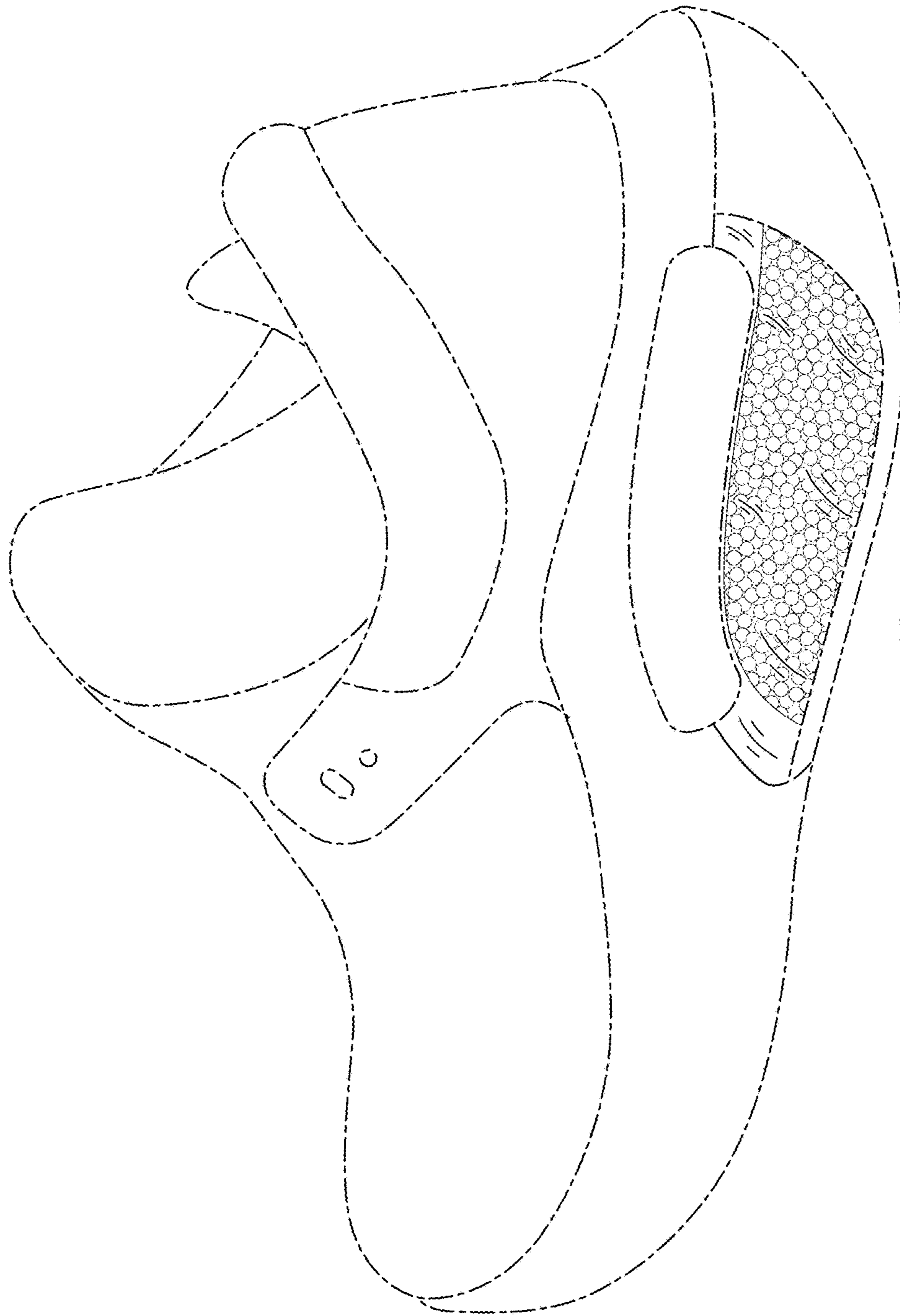


FIG. 4

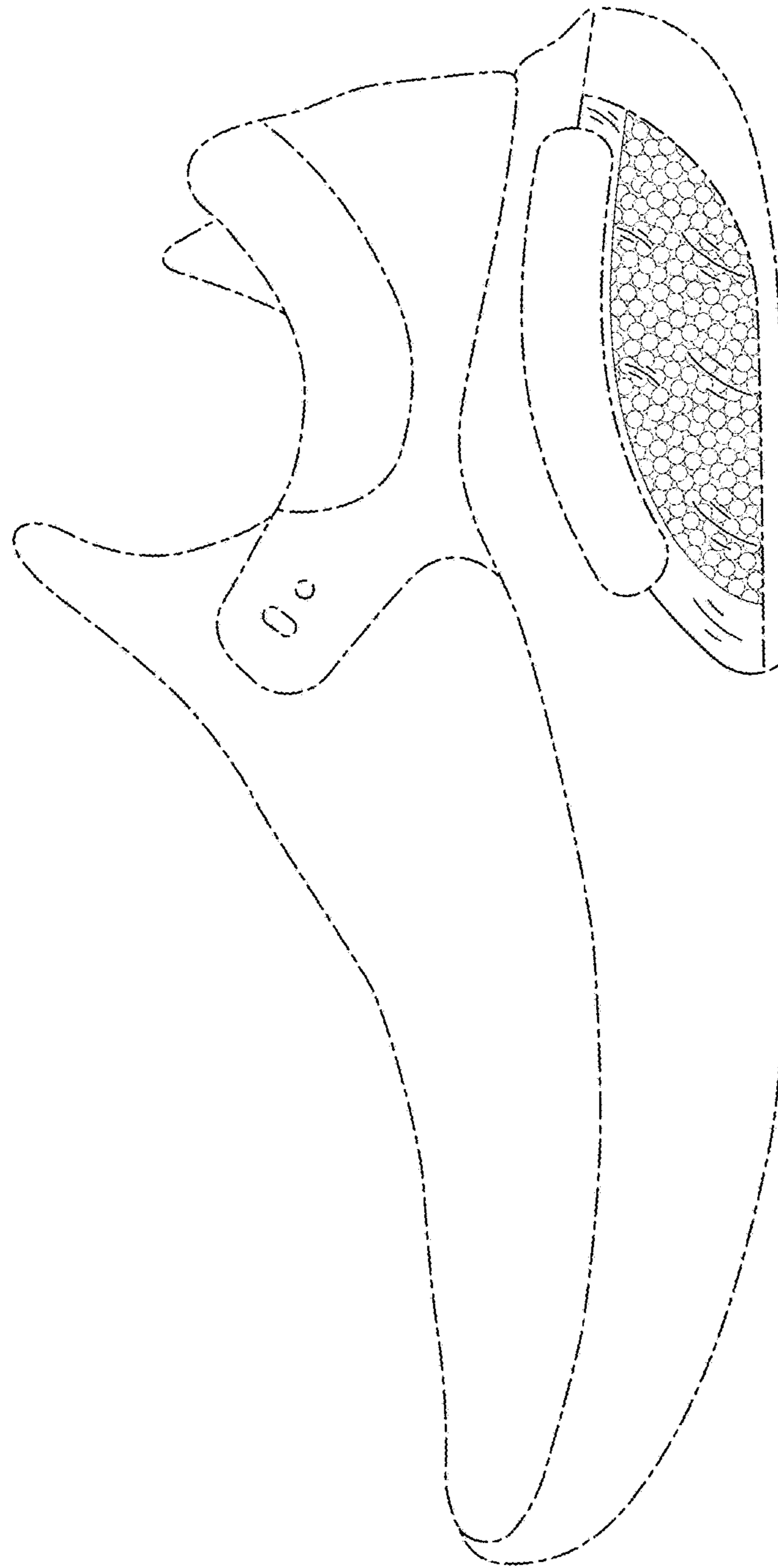


FIG. 5

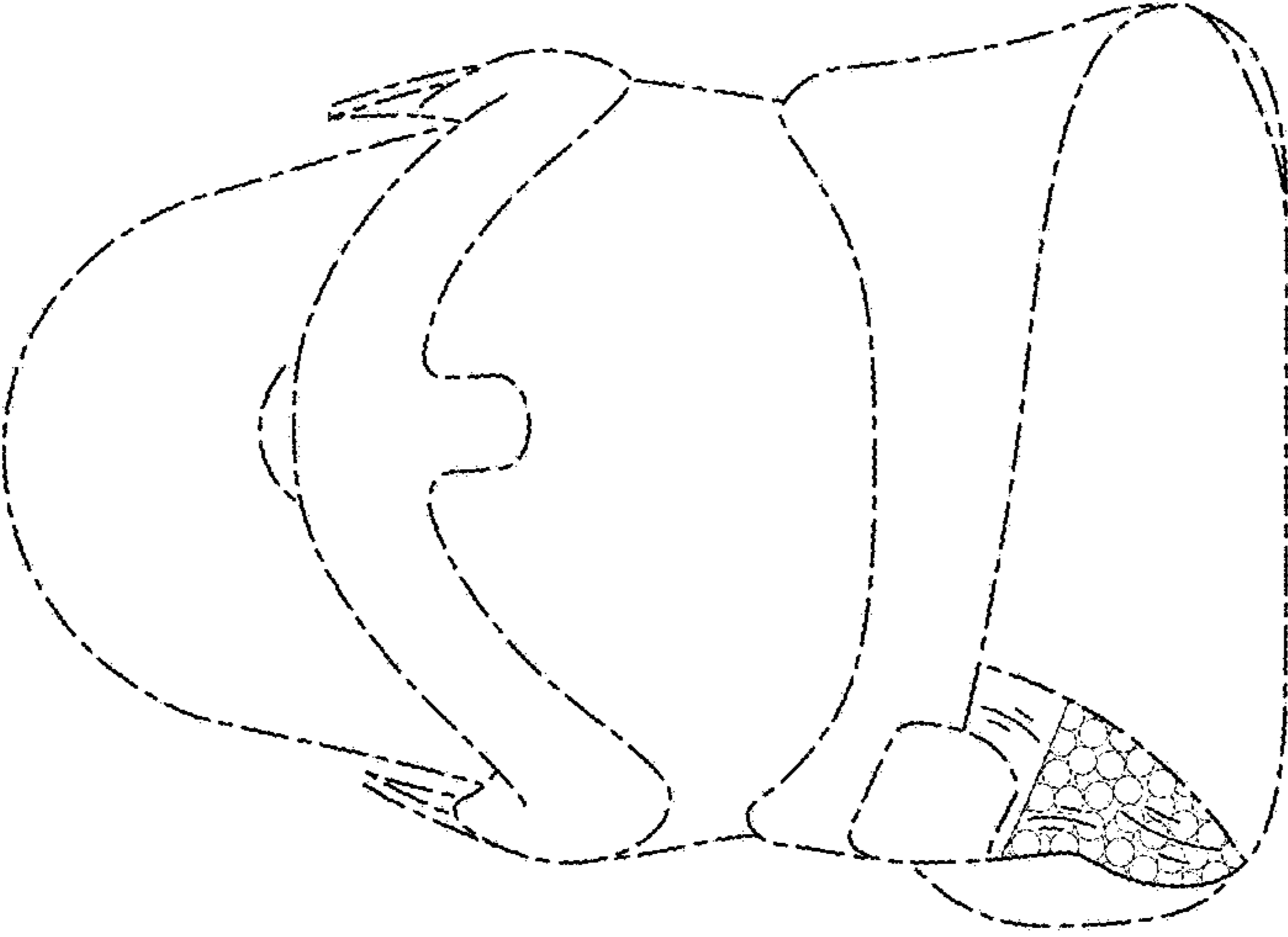


FIG. 6