



US00D866130S

(12) **United States Design Patent** (10) **Patent No.:** **US D866,130 S**  
**O'Boyle** (45) **Date of Patent:** **\*\* Nov. 12, 2019**

(54) **SHOE**

D727,002 S \* 4/2015 Sassi ..... D2/944  
D752,322 S \* 3/2016 Tomat ..... D2/908  
D774,286 S \* 12/2016 Sassi ..... D2/908

(71) Applicant: **Kodiak Group Holdings Co.,**  
Cambridge (CA)

(72) Inventor: **Brian Patrick O'Boyle,** Lake Oswego,  
OR (US)

(73) Assignee: **W-D Apparel Company, LLC,**  
Wilmington, DE (US)

(\*\*) Term: **15 Years**

(21) Appl. No.: **29/617,958**

(22) Filed: **Sep. 18, 2017**

(51) **LOC (12) Cl.** ..... **02-04**

(52) **U.S. Cl.**  
USPC ..... **D2/906**

(58) **Field of Classification Search**  
USPC ..... D2/902-922, 923-943, 944-964,  
D2/965-985

CPC ..... A43B 1/0036; A43B 21/00; A43B 21/02;  
A43B 21/06; A43B 9/14; A43B 1/0045;  
A43B 13/10; A43B 23/06; A43B 23/07;  
A43B 5/12

See application file for complete search history.

(56) **References Cited**

**U.S. PATENT DOCUMENTS**

D595,937 S \* 7/2009 Morris ..... D2/907  
D633,284 S \* 3/2011 Opie ..... D2/908  
D661,874 S \* 6/2012 Hardy ..... D2/907  
D681,316 S \* 5/2013 Della Valle ..... D2/908  
D682,515 S \* 5/2013 Della Valle ..... D2/908  
D686,813 S \* 7/2013 Lam ..... D2/912

**OTHER PUBLICATIONS**

Men Flex Advantage posted by Sketchers posted date Dec. 19,  
2014, © Amazon, [online], [site visited Dec. 17, 2018]. Available  
from Internet, <https://www.amazon.com/Skechers-Mens-Flex-Advantage-Black> (Year: 2014).\*

Rook Industrial Boot posted by Dickies posted date Oct. 31, 2017,  
© Amazon, [online], [site visited Dec. 17, 2018]. Available from  
Internet, <https://www.amazon.com/Dickies-Mens-Industrial-Black-Medium> (Year: 2017).\*

\* cited by examiner

*Primary Examiner* — Garth Rademaker

*Assistant Examiner* — Laura H Yu

(74) *Attorney, Agent, or Firm* — McCarter & English,  
LLP

(57) **CLAIM**

The ornamental design for a shoe, as shown and described.

**DESCRIPTION**

FIG. 1 is a perspective view of a shoe, showing my new  
design;

FIG. 2 is a front view thereof;

FIG. 3 is a rear view thereof;

FIG. 4 is a right side view thereof;



FIG. 5 is a left side view thereof;

FIG. 6 is a top view thereof; and,

FIG. 7 is a bottom view thereof.

The broken lines in FIGS. 1-7 are included for the purpose  
of illustrating portions of the shoe that form no part of the  
claimed design.

**1 Claim, 7 Drawing Sheets**




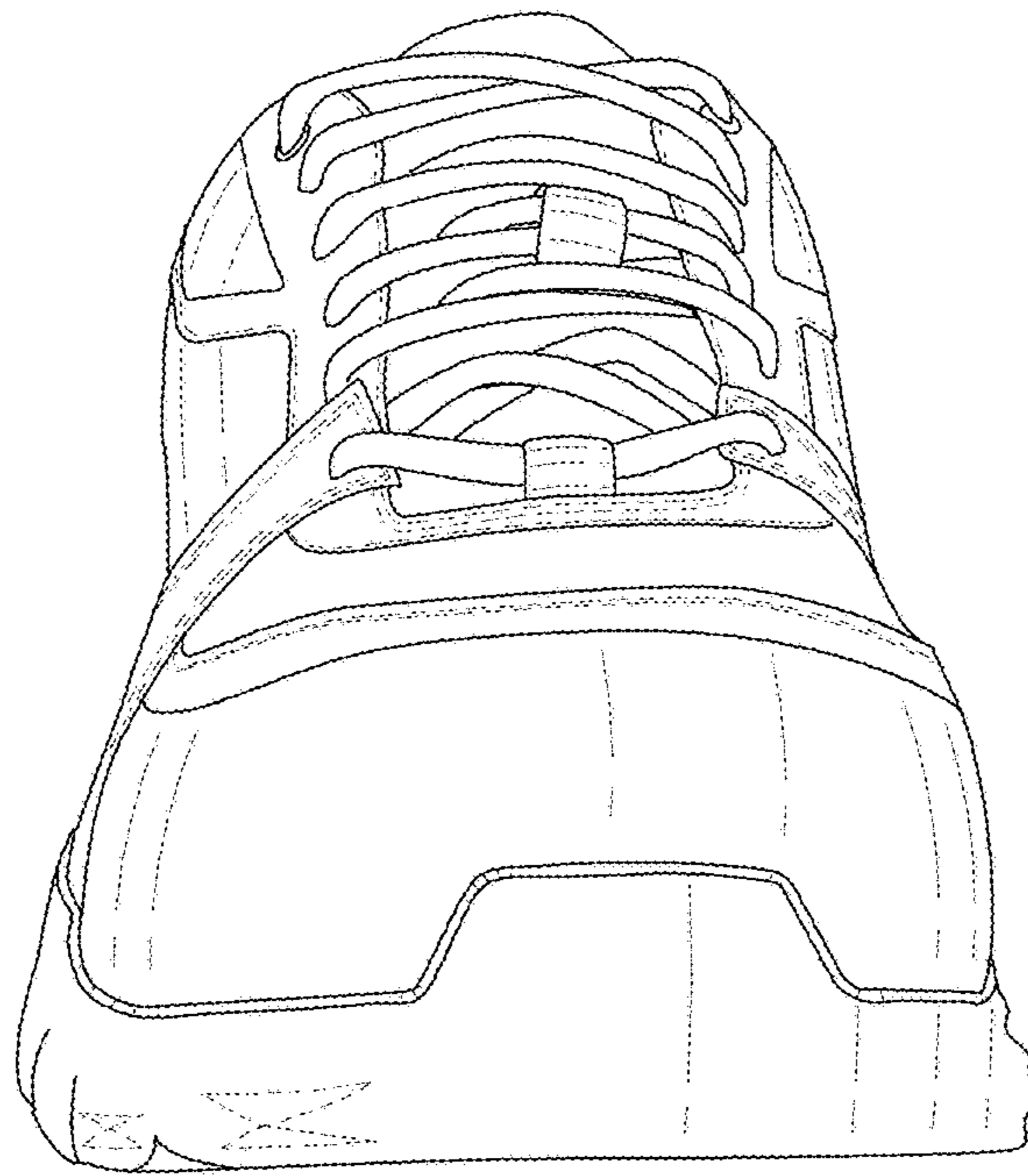


FIG. 1



*FIG. 2*

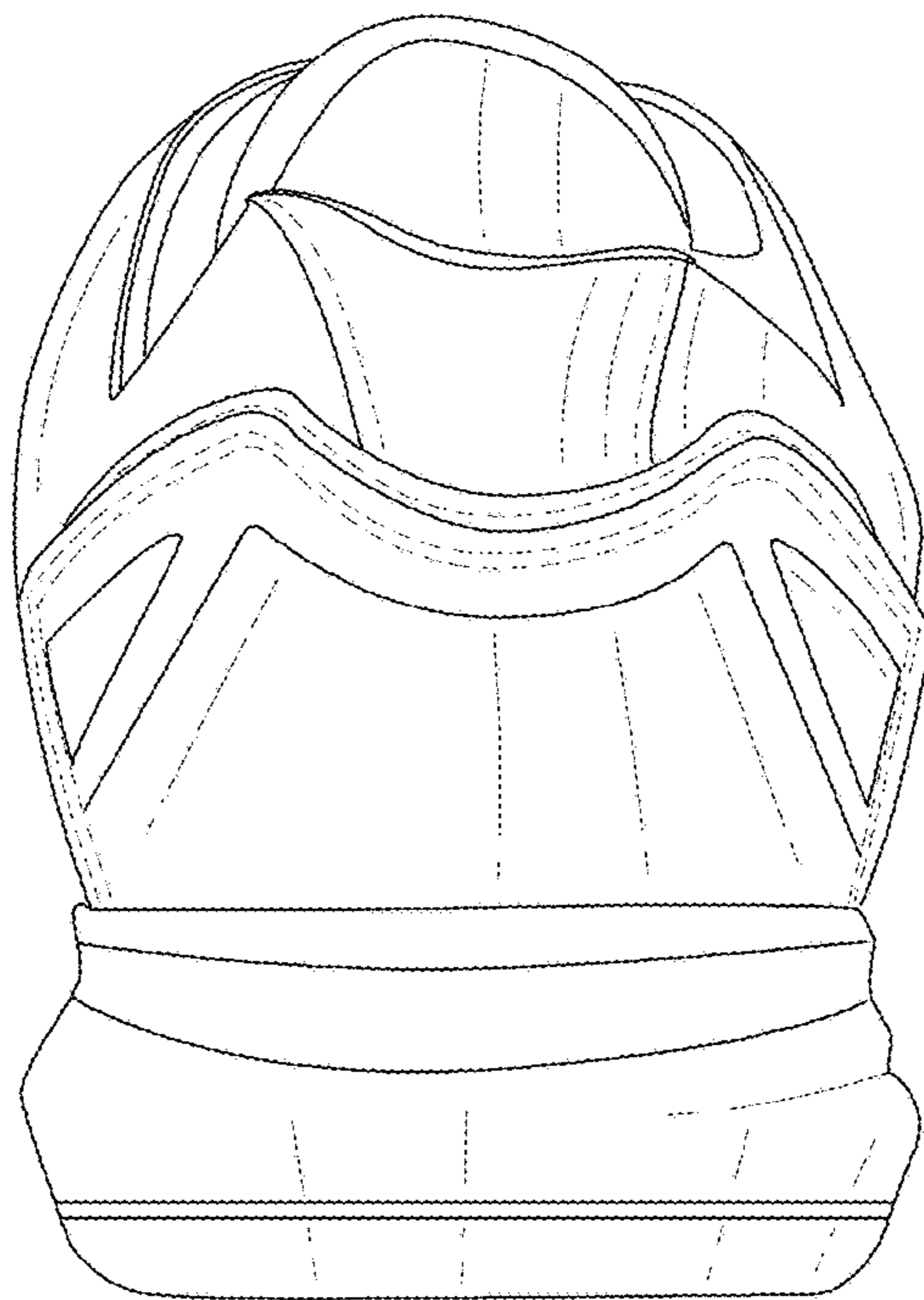


FIG. 3




FIG. 4

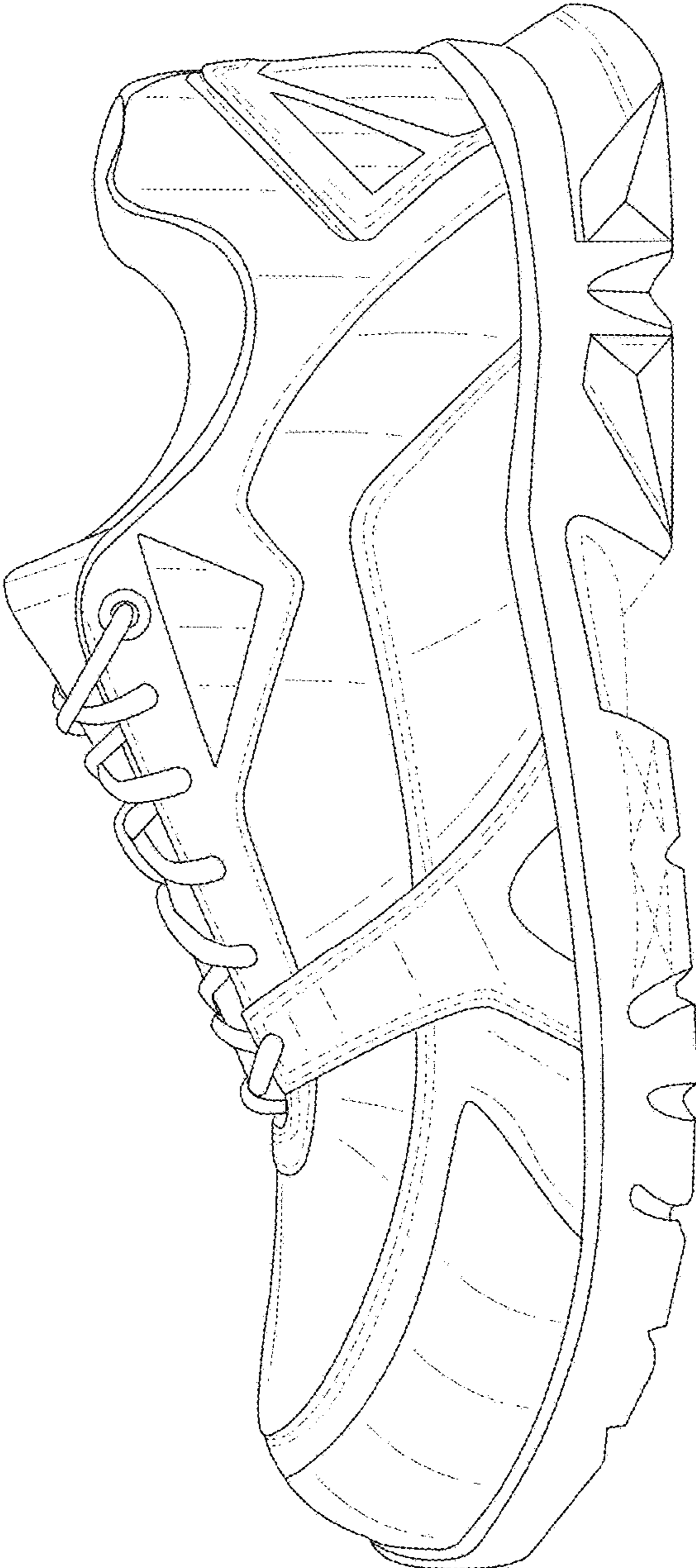


FIG. 5

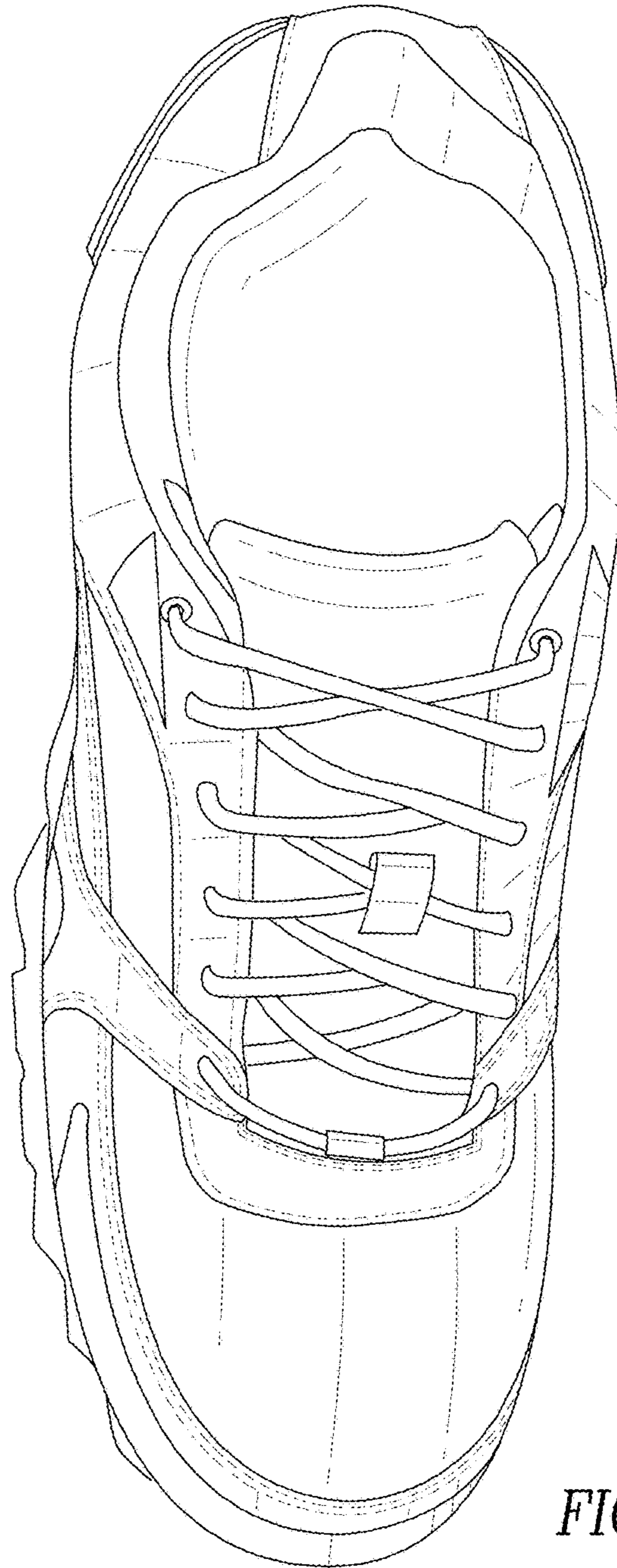


FIG. 6

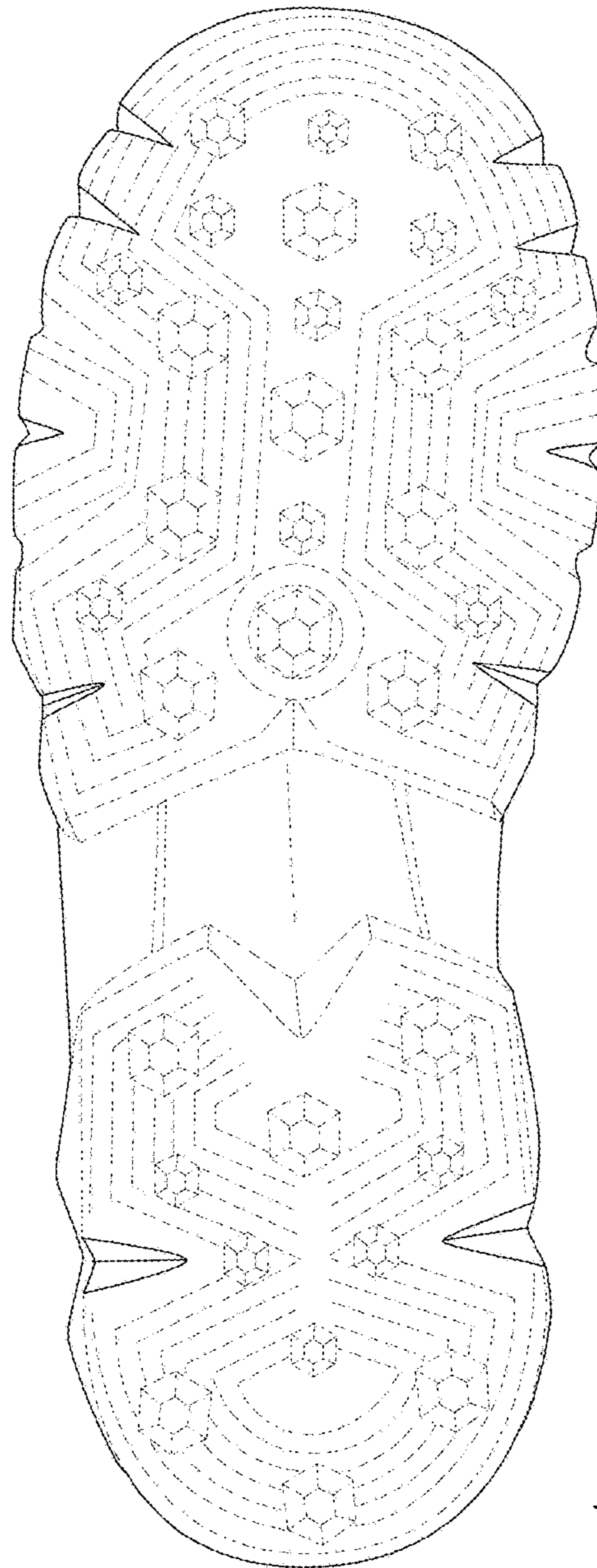


FIG. 7