

US00D866126S

(12) **United States Design Patent**  
**McIver et al.**

(10) **Patent No.:** **US D866,126 S**

(45) **Date of Patent:** **\*\* \*Nov. 12, 2019**

(54) **GARMENT**

(71) Applicant: **NIKE, Inc.**, Beaverton, OR (US)

(72) Inventors: **Kenny McIver**, Portland, OR (US);  
**Brian Nunn**, Portland, OR (US)

(73) Assignee: **NIKE, Inc.**, Beaverton, OR (US)

(\*) Notice: This patent is subject to a terminal disclaimer.

(\*\*) Term: **15 Years**

(21) Appl. No.: **29/597,255**

(22) Filed: **Mar. 15, 2017**

(51) **LOC (12) Cl.** ..... **02-02**

(52) **U.S. Cl.**  
USPC ..... **D2/742**

(58) **Field of Classification Search**  
USPC ..... D2/712, 714, 738, 742, 743, 745, 748,  
D2/983

CPC ..... A41D 1/06; A41D 1/062; A41D 1/065;  
A41D 1/067; A41D 1/08; A41D 1/089;  
A41D 17/02; A41B 9/08; A41B 11/14;  
A61F 13/496

See application file for complete search history.

(56) **References Cited**

**U.S. PATENT DOCUMENTS**

- 2,425,479 A \* 8/1947 Le Blanc ..... A41F 11/16  
2/240
- 6,079,050 A \* 6/2000 Hooper-Jackson ..... A41B 9/12  
2/78.1
- D561,979 S \* 2/2008 Eichelberger ..... D2/742
- D566,378 S \* 4/2008 St-Germain ..... D2/742
- D750,348 S \* 3/2016 Hammer ..... D2/742

- D780,405 S \* 3/2017 Wenzel ..... D2/742
- D781,529 S \* 3/2017 Darmour ..... D2/742
- D791,446 S \* 7/2017 Darmour ..... D2/853
- D809,742 S \* 2/2018 Staub ..... D2/731
- D825,889 S \* 8/2018 Mong ..... D2/731
- D836,883 S \* 1/2019 Vorel ..... D2/731
- D836,884 S \* 1/2019 McIver ..... D2/731
- 2014/0075656 A1 \* 3/2014 Chang ..... A41D 13/0015  
2/455

\* cited by examiner

*Primary Examiner* — R. Johnson

(74) *Attorney, Agent, or Firm* — Shook, Hardy and Bacon  
L.L.P.

(57) **CLAIM**

The ornamental design for a garment, as shown and described.

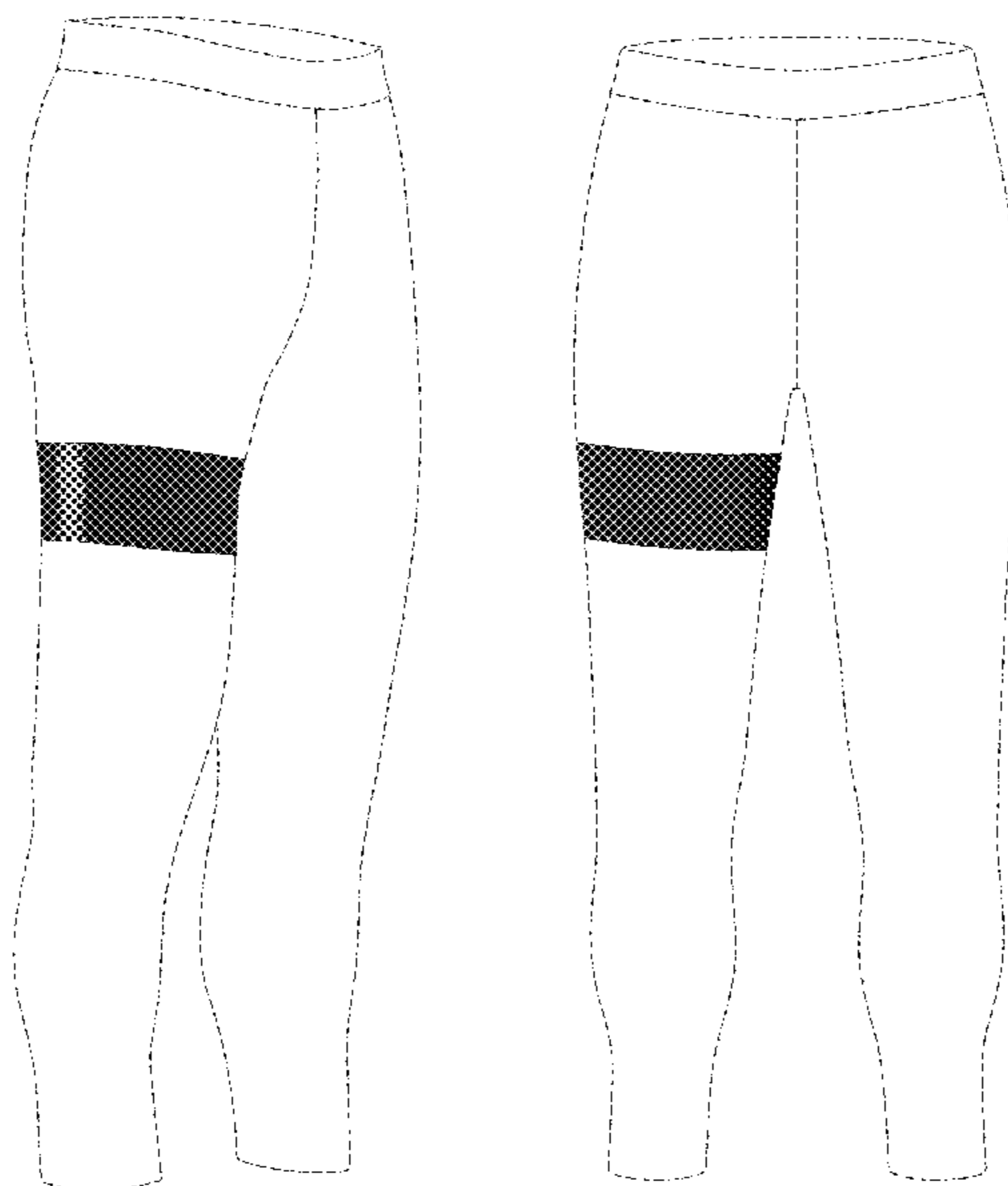
**DESCRIPTION**

FIG. 1 is a front perspective view of a garment showing our new design according to a first embodiment;  
 FIG. 2 is a front view thereof;  
 FIG. 3 is a side view thereof;  
 FIG. 4 is a rear view thereof  
 FIG. 5 is a front perspective view of a garment showing our new design according to a second embodiment;  
 FIG. 6 is a front view thereof;  
 FIG. 7 is a side view thereof; and,  
 FIG. 8 is a rear view thereof.

The long and short broken lines are unclaimed boundaries of the claimed design. It is understood that the claimed design extends to these boundaries but does not include the boundaries.

The even-length broken lines shown in the drawings are directed to environment and form no part of the claimed design.

**1 Claim, 8 Drawing Sheets**



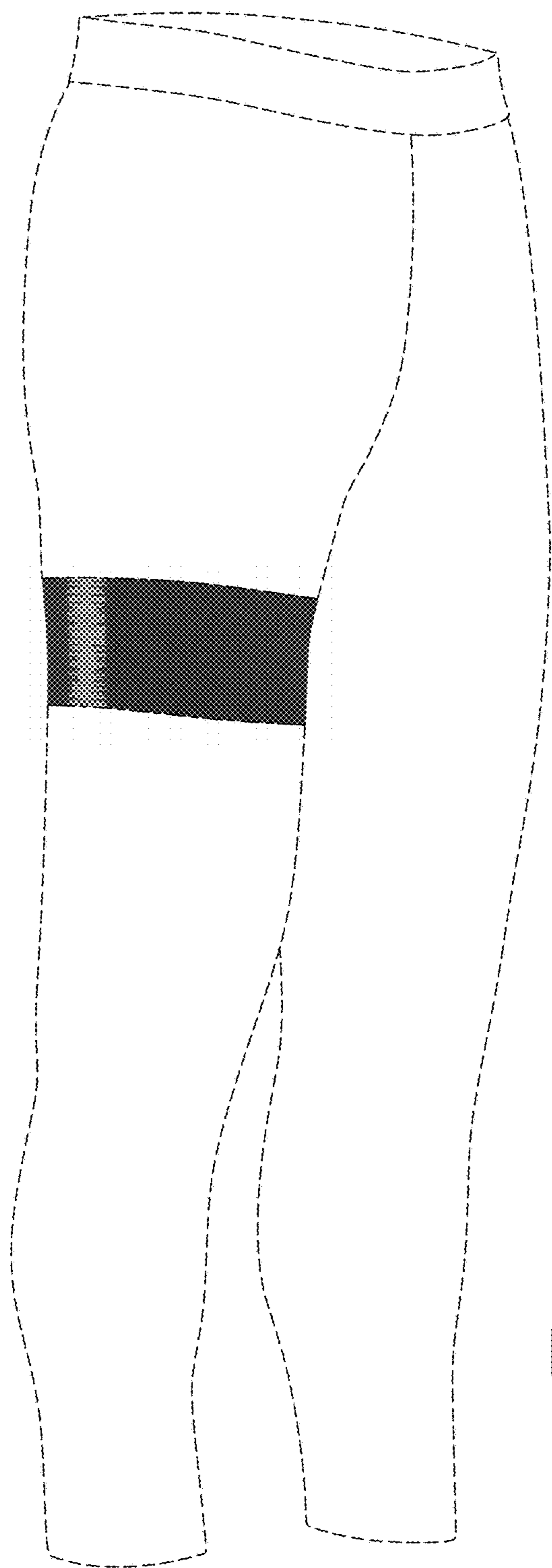


FIG. 1

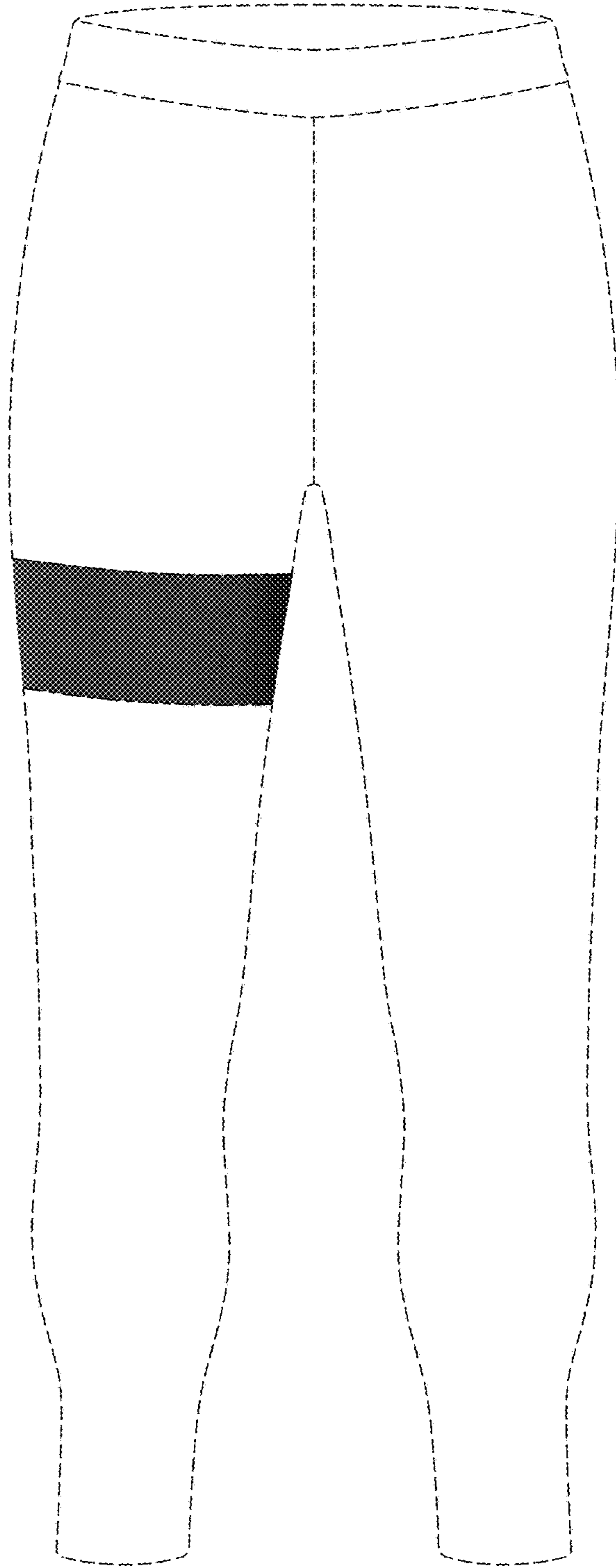


FIG. 2

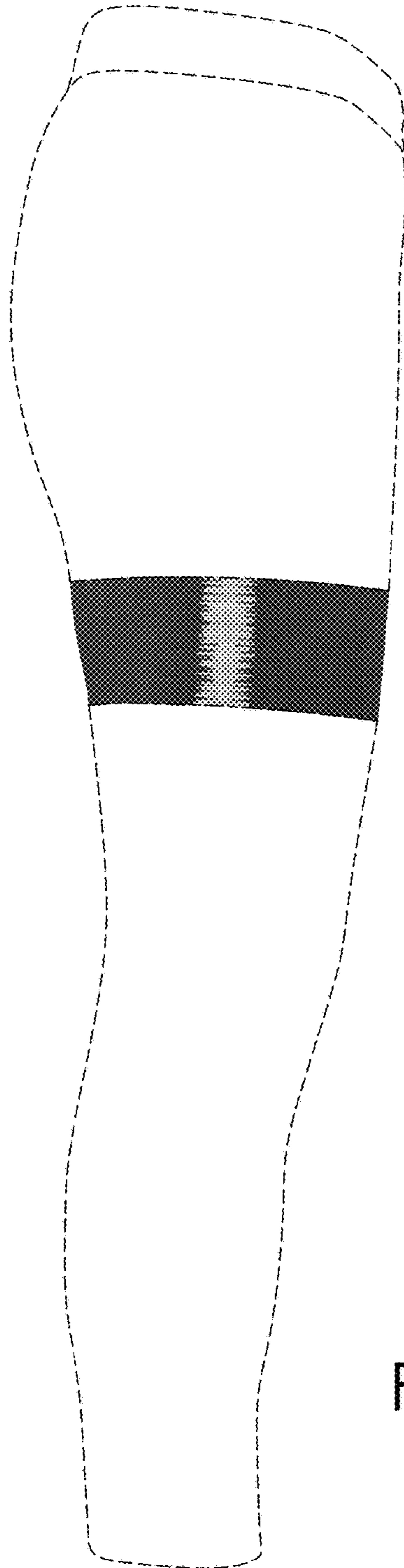


FIG. 3

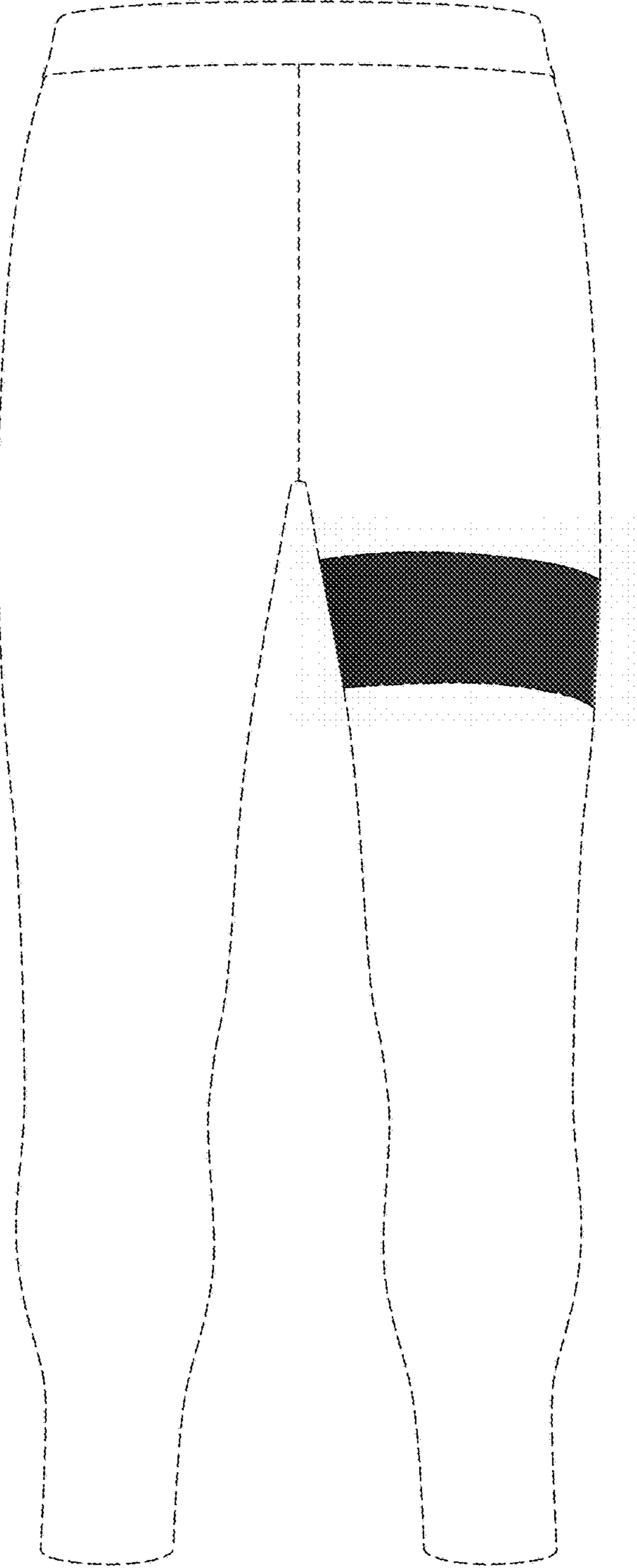


FIG. 4

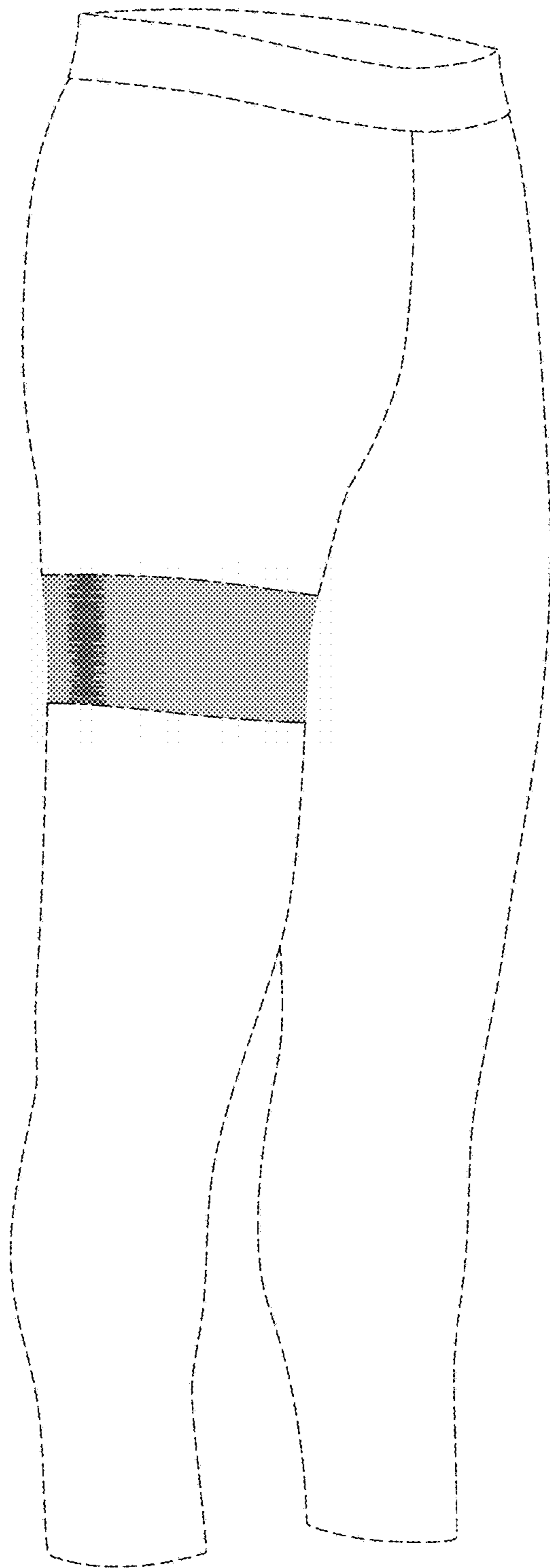


FIG. 5

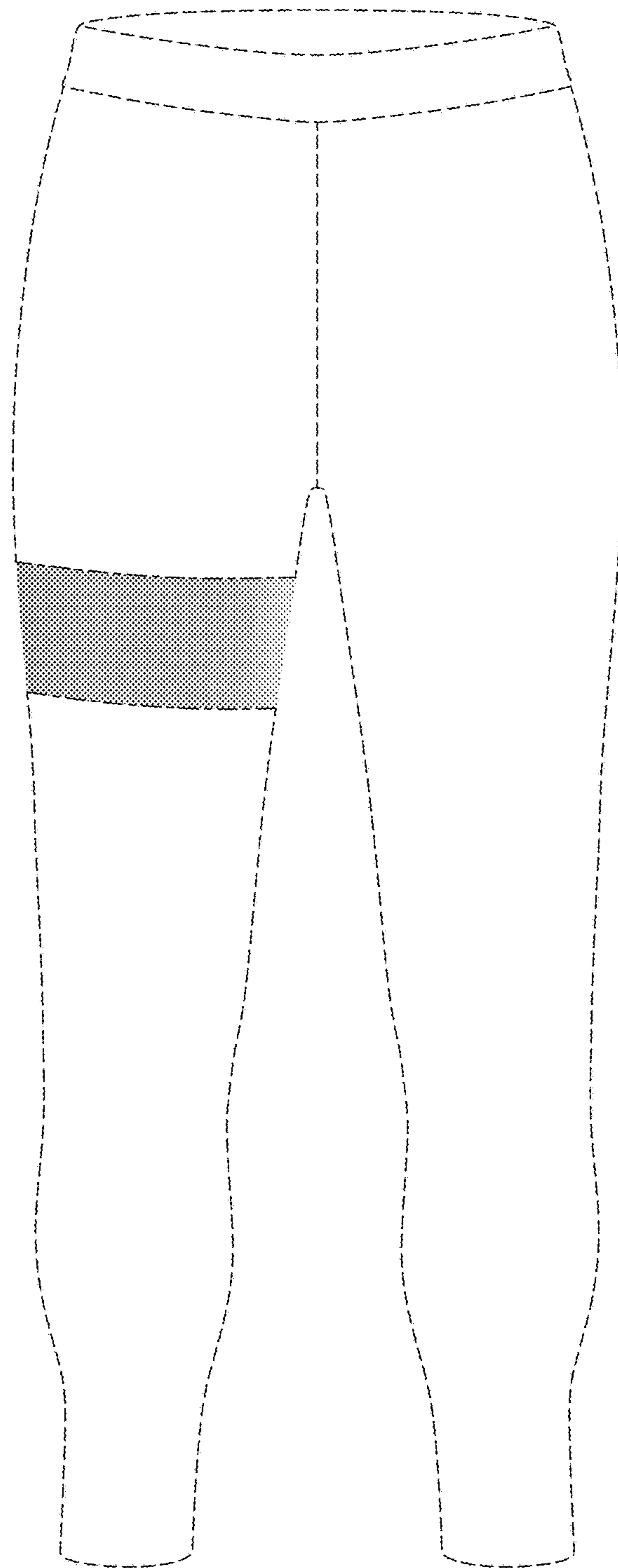


FIG. 6

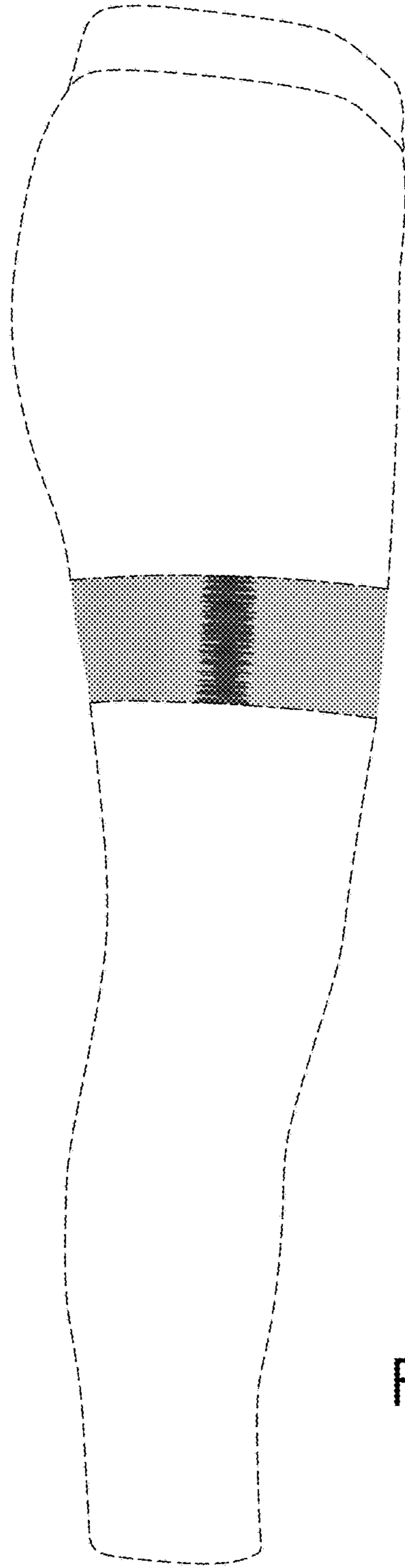


FIG. 7



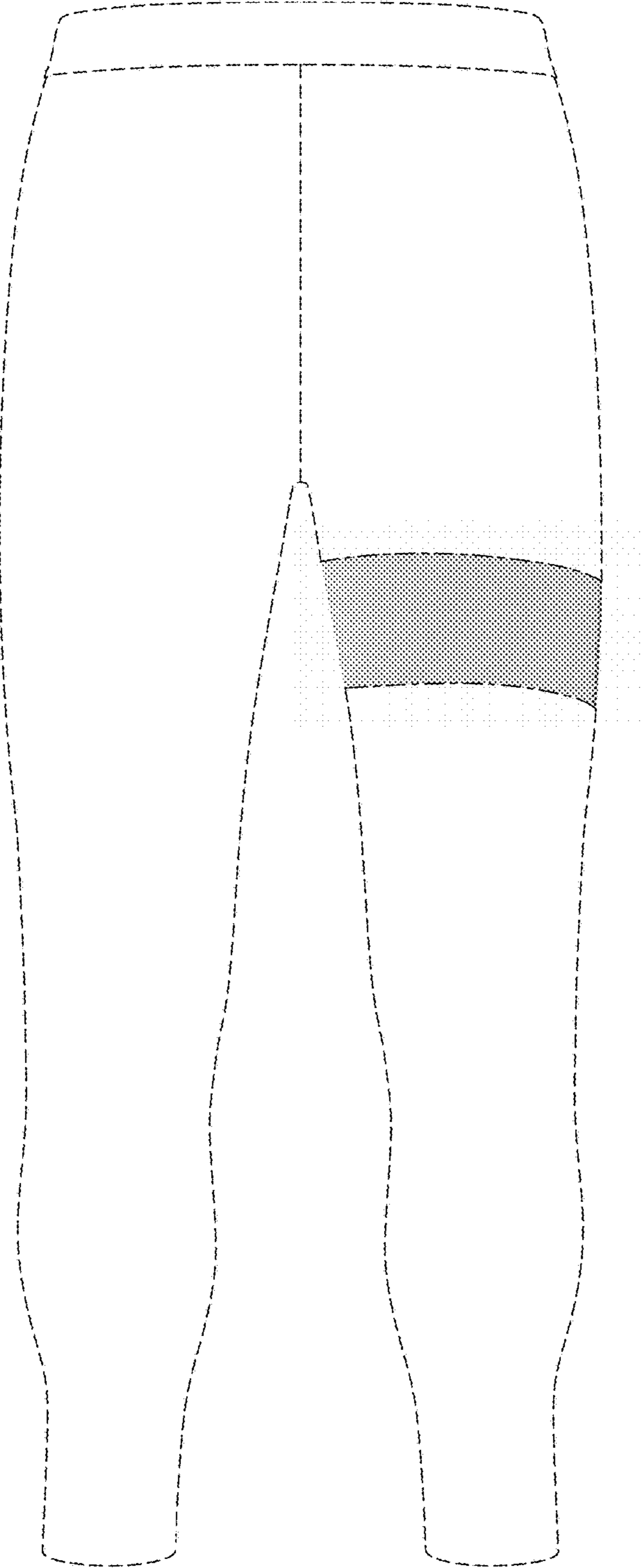


FIG. 8