

US00D866088S

(12) **United States Design Patent**  
**Widner**

(10) **Patent No.:** **US D866,088 S**

(45) **Date of Patent:** **\*\* Nov. 5, 2019**

(54) **PET BED SUPPORT**

(71) Applicant: **Patrick A. Widner**, Byron Center, MI  
(US)

(72) Inventor: **Patrick A. Widner**, Byron Center, MI  
(US)

(\*\*) Term: **15 Years**

(21) Appl. No.: **29/623,222**

(22) Filed: **Oct. 24, 2017**

(51) **LOC (12) Cl.** ..... **30-06**

(52) **U.S. Cl.**  
USPC ..... **D30/118**

(58) **Field of Classification Search**  
USPC ..... D30/118–119, 158, 160; D21/520;  
D6/601, 349, 595–597, 604, 382  
CPC ..... A01K 1/00; A01K 1/0272; A01K 1/0353;  
A01K 1/035  
See application file for complete search history.

(56) **References Cited**

**U.S. PATENT DOCUMENTS**

- |                   |         |            |       |                         |
|-------------------|---------|------------|-------|-------------------------|
| D522,933 S *      | 6/2006  | Monaghan   | ..... | D12/130                 |
| D686,287 S *      | 7/2013  | Boatwright | ..... | D21/686                 |
| 8,919,284 B2 *    | 12/2014 | Wolfe, Jr. | ..... | A01K 15/02<br>119/28.5  |
| D809,216 S *      | 1/2018  | French     | ..... | D30/118                 |
| 2007/0151026 A1 * | 7/2007  | Felix      | ..... | A47C 19/005<br>5/201    |
| 2008/0276872 A1 * | 11/2008 | Chern      | ..... | A01K 1/0353<br>119/28.5 |

- |                   |        |        |       |                         |
|-------------------|--------|--------|-------|-------------------------|
| 2009/0090302 A1 * | 4/2009 | Conrad | ..... | A01K 1/0353<br>119/28.5 |
| 2010/0018466 A1 * | 1/2010 | Austin | ..... | A01K 1/0272<br>119/28.5 |
| 2010/0154118 A1 * | 6/2010 | Pearce | ..... | A47C 19/005<br>5/201    |

\* cited by examiner

*Primary Examiner* — Sheryl Lane

*Assistant Examiner* — Aula Soroush

(74) *Attorney, Agent, or Firm* — Gardner, Linn, Burkhardt & Ondersma LLP

(57) **CLAIM**

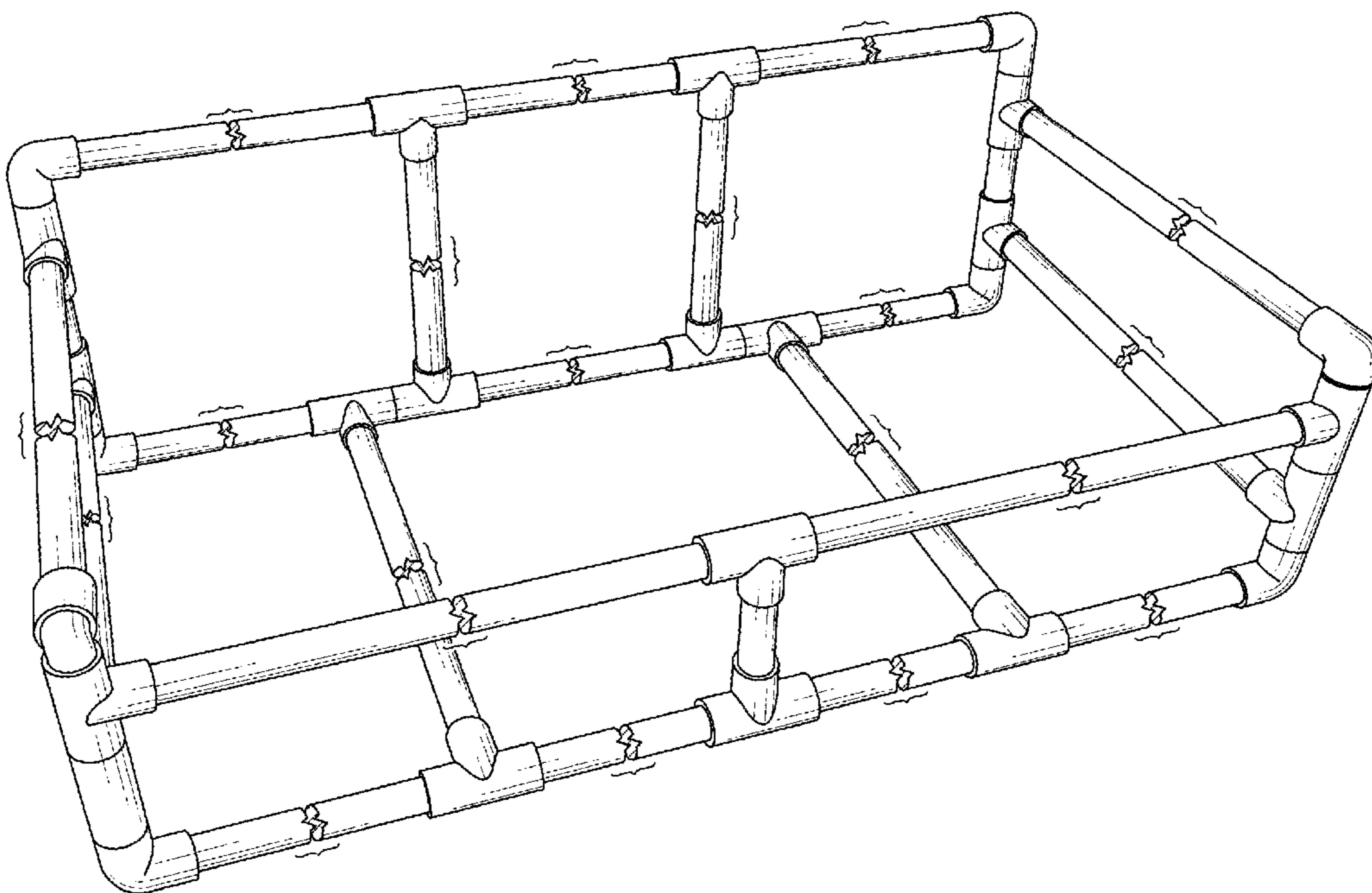
The ornamental design for a pet bed support, as shown and described.

**DESCRIPTION**

FIG. 1 is a front perspective view of a pet bed support showing my new design, viewed from above and to the right; FIG. 2 is a top plan view thereof; FIG. 3 is a front elevation thereof; FIG. 4 is a rear elevation thereof; FIG. 5 is a right side elevation thereof, a left side elevation being a mirror image thereof; and, FIG. 6 is another front perspective view thereof, shown with a cushion installed.

A bottom view of the pet bed support forms no part of the claimed design. The pet bed support is shown with symbolic breaks in length; the appearance of any portion of the article between the break lines forms no part of the claimed design. In the drawings, the broken lines depict environment structure and form no part of the claimed design.

**1 Claim, 6 Drawing Sheets**



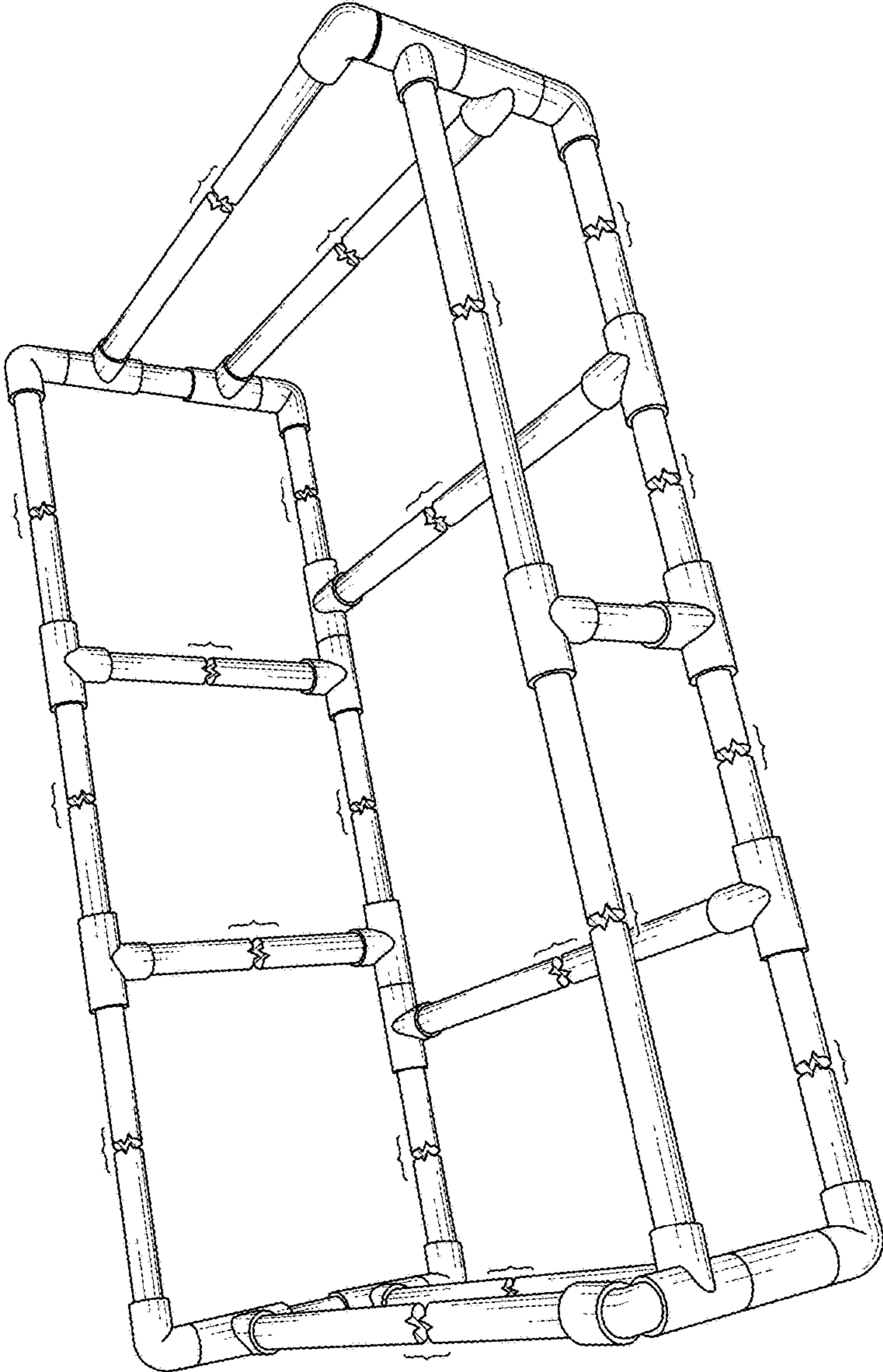


FIG. 1

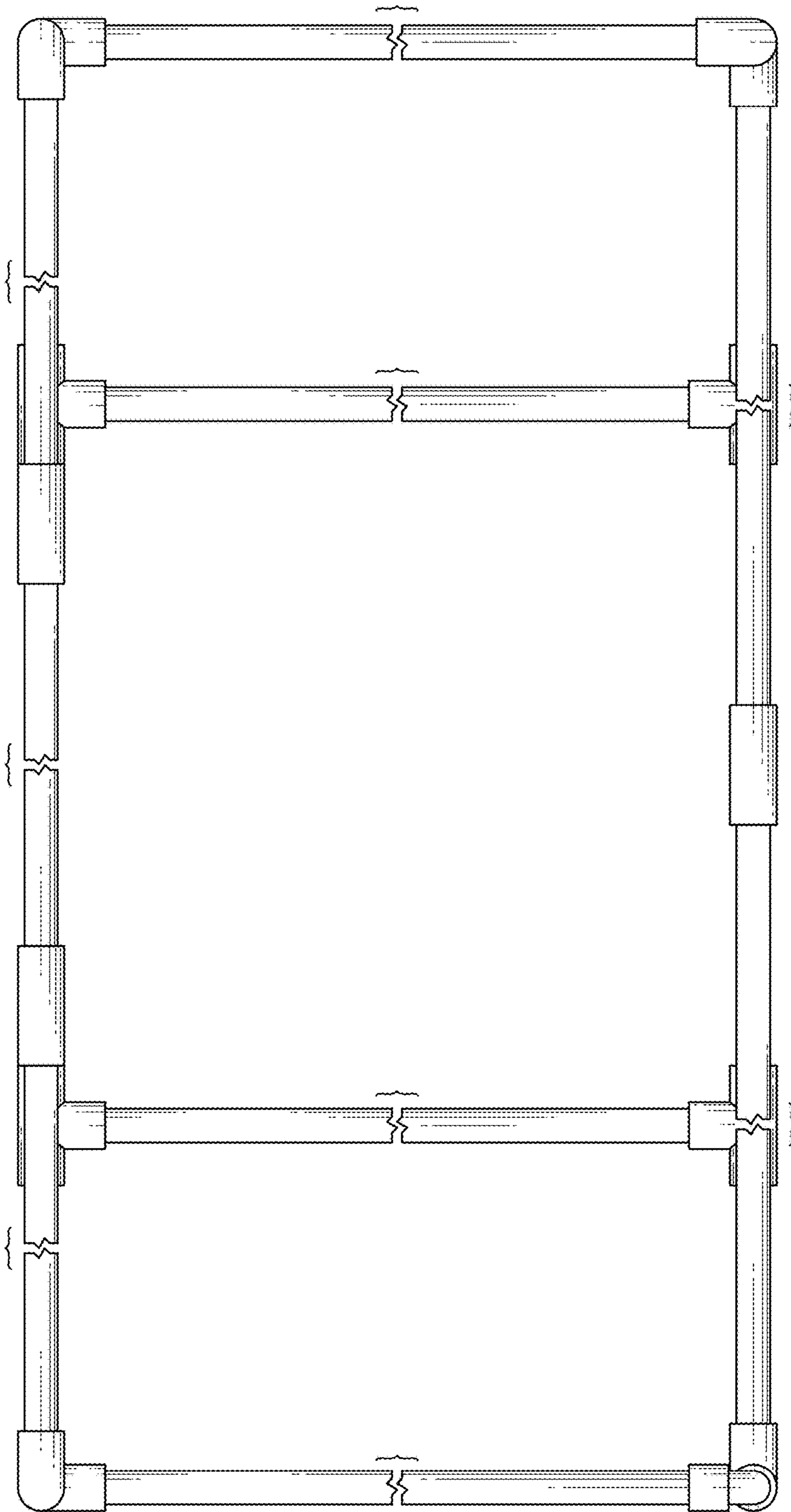


FIG. 2

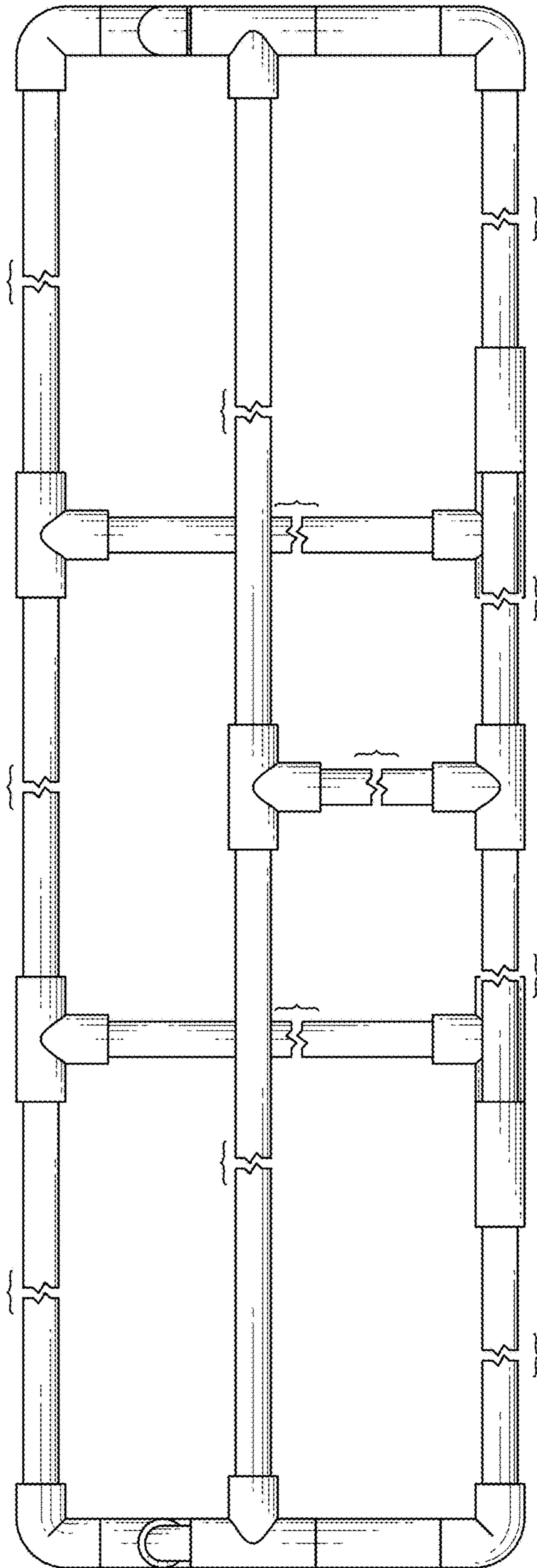


FIG. 3

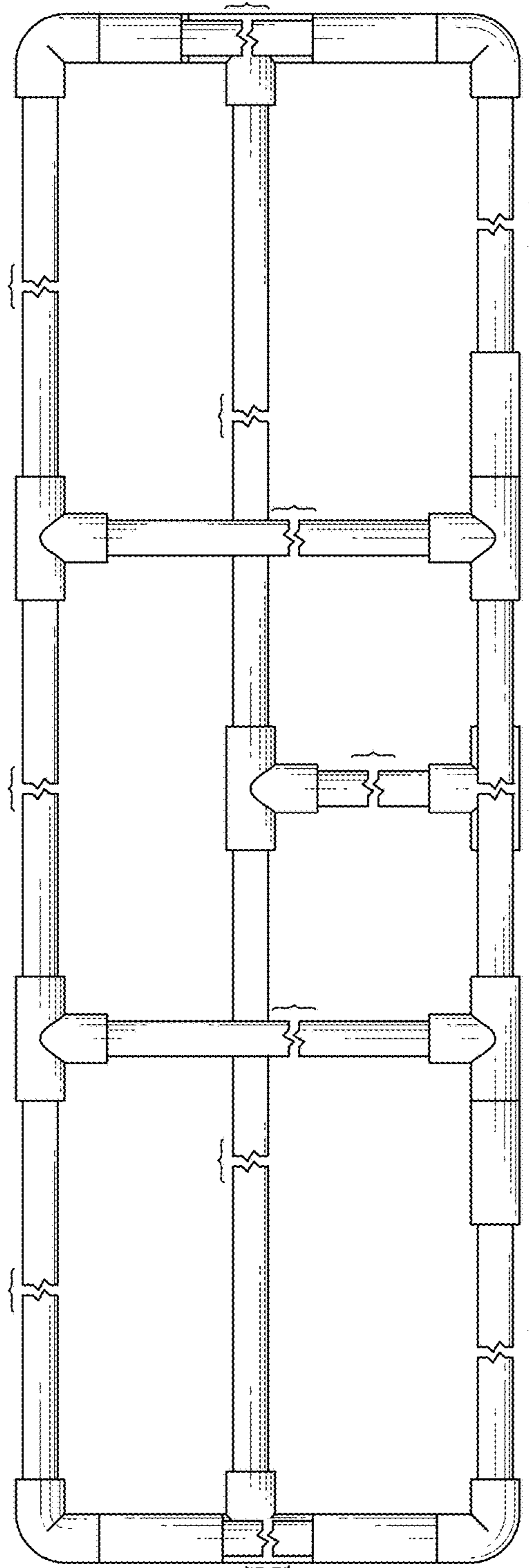


FIG. 4

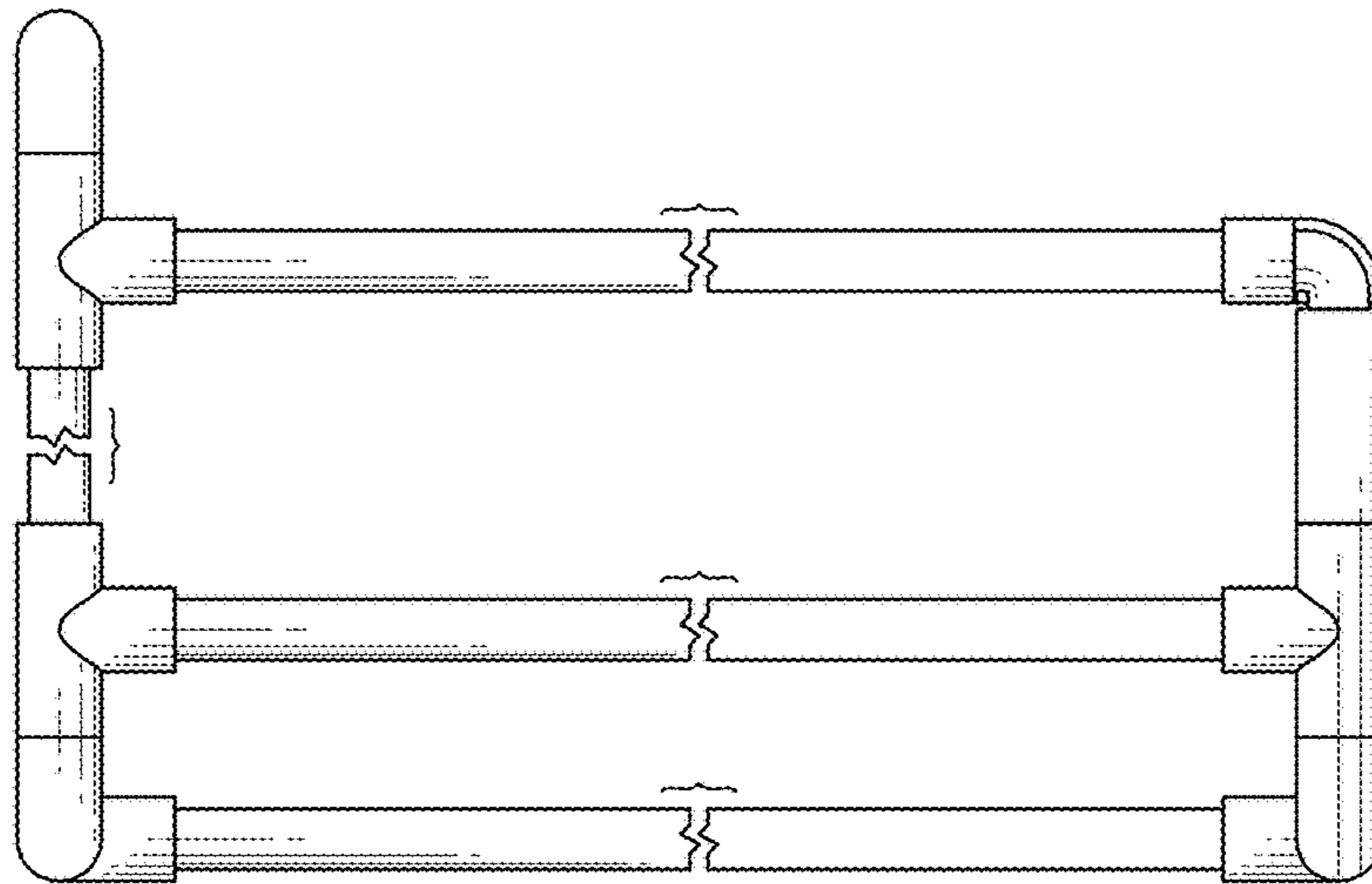


FIG. 5

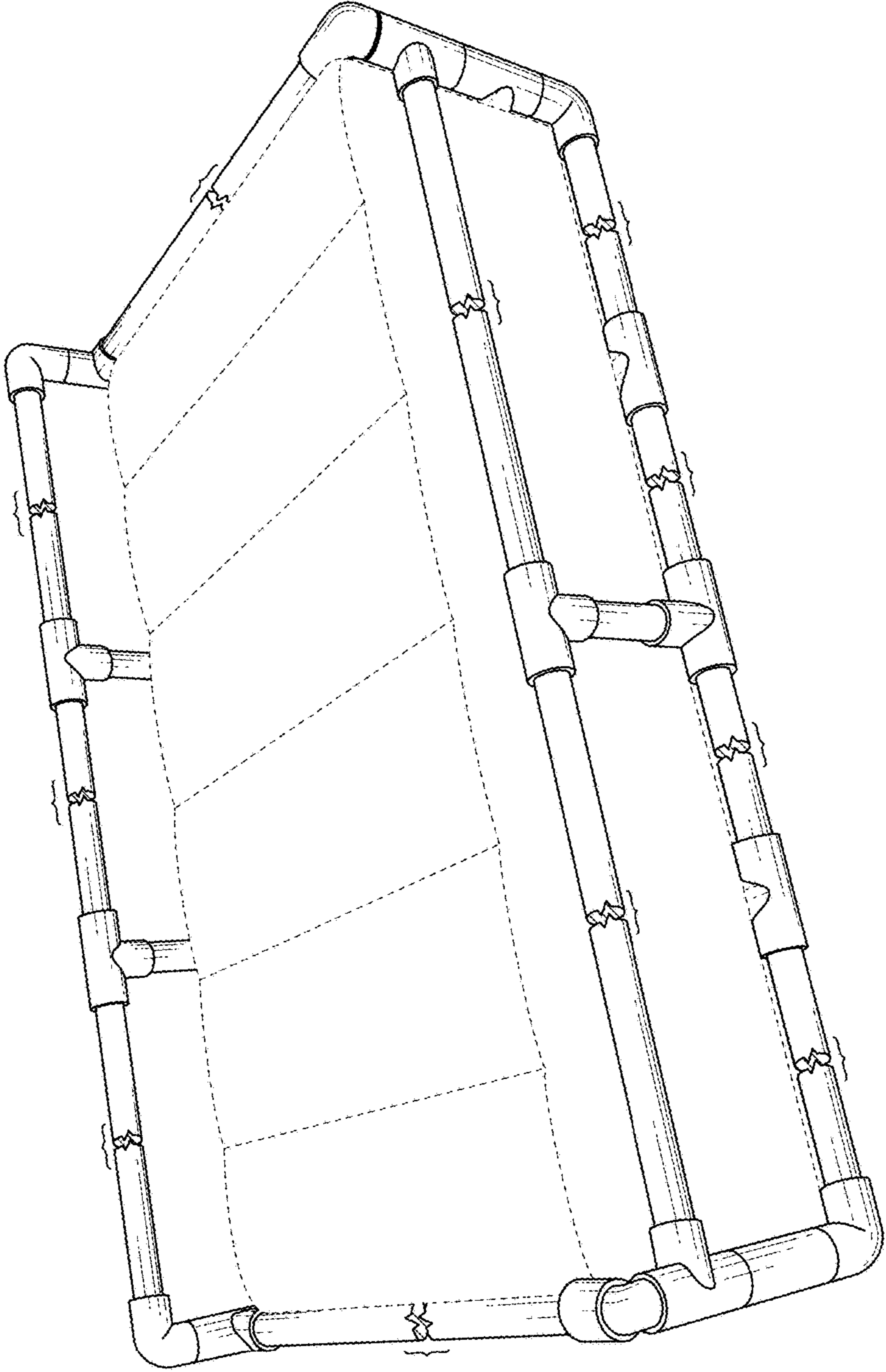


FIG. 6