



US00D866087S

(12) **United States Design Patent** (10) **Patent No.:** **US D866,087 S**
Croteau-Beggs (45) **Date of Patent:** **** Nov. 5, 2019**

(54) **PADDED MAT**
(71) Applicant: **Nicole Croteau-Beggs**, Ottawa (CA)
(72) Inventor: **Nicole Croteau-Beggs**, Ottawa (CA)
(**) Term: **15 Years**
(21) Appl. No.: **29/560,328**
(22) Filed: **Apr. 5, 2016**
(51) **LOC (12) Cl.** **30-06**
(52) **U.S. Cl.**
USPC **D30/118; D1/121; D6/595**
(58) **Field of Classification Search**
USPC **D30/118; D1/121, 127; D6/595-596**
CPC **A01K 1/0353**
See application file for complete search history.

D659,946 S * 5/2012 Fujioka D1/121
D663,096 S * 7/2012 Grolimund D1/127
RE44,851 E * 4/2014 Taylor 156/265
D713,616 S * 9/2014 Gaudard D1/121
D714,431 S * 9/2014 Lin D23/366
D715,019 S * 10/2014 Rosenberg D1/121
D748,769 S * 2/2016 Hanna D23/366
9,332,735 B2 * 5/2016 Thronsen A01K 1/0353
D762,941 S * 8/2016 Loacker D1/121
D781,616 S * 3/2017 Parman D6/604
D788,493 S * 6/2017 Parman D6/604
D807,665 S * 1/2018 Vega-Woller A63B 21/4037
D6/596
2007/0044236 A1 * 3/2007 Tatsuno A47G 9/062
5/420

* cited by examiner

Primary Examiner — Sheryl Lane
Assistant Examiner — Calvin E Vansant
(74) *Attorney, Agent, or Firm* — Greg N. Geiser; Gutwein Law

(56) **References Cited**
U.S. PATENT DOCUMENTS

D89,646 S * 4/1933 Larson D30/118
3,563,837 A * 2/1971 Smith et al. A63B 6/00
112/420
4,649,861 A * 3/1987 Elkins A01K 1/0353
119/28.5
4,852,517 A * 8/1989 Smith A01K 1/0353
119/28.5
D316,001 S * 4/1991 Guard D6/601
5,360,653 A * 11/1994 Ackley A47C 27/146
428/71
D353,072 S * 12/1994 Cornell, Jr. D6/595
D497,466 S * 10/2004 Van De Wal D1/127
D508,302 S * 8/2005 Malina A47C 27/146
D1/121
7,509,699 B1 * 3/2009 Tresenfeld A47C 17/64
5/413 AM
7,819,777 B1 * 10/2010 Service A63B 21/4037
482/140


(57) **CLAIM**

The ornamental design for a padded mat, as shown and described.

DESCRIPTION

FIG. 1 is an isometric view of the new design for a padded mat;
FIG. 2 is a top view thereof;
FIG. 3 is a bottom view thereof;
FIG. 4 is a front side view thereof, the rear side view being a mirror image thereof; and,
FIG. 5 is a right side view thereof, the left side being a mirror image thereof.
The broken lines depict environmental subject matter and form no part of the claimed design.

1 Claim, 3 Drawing Sheets



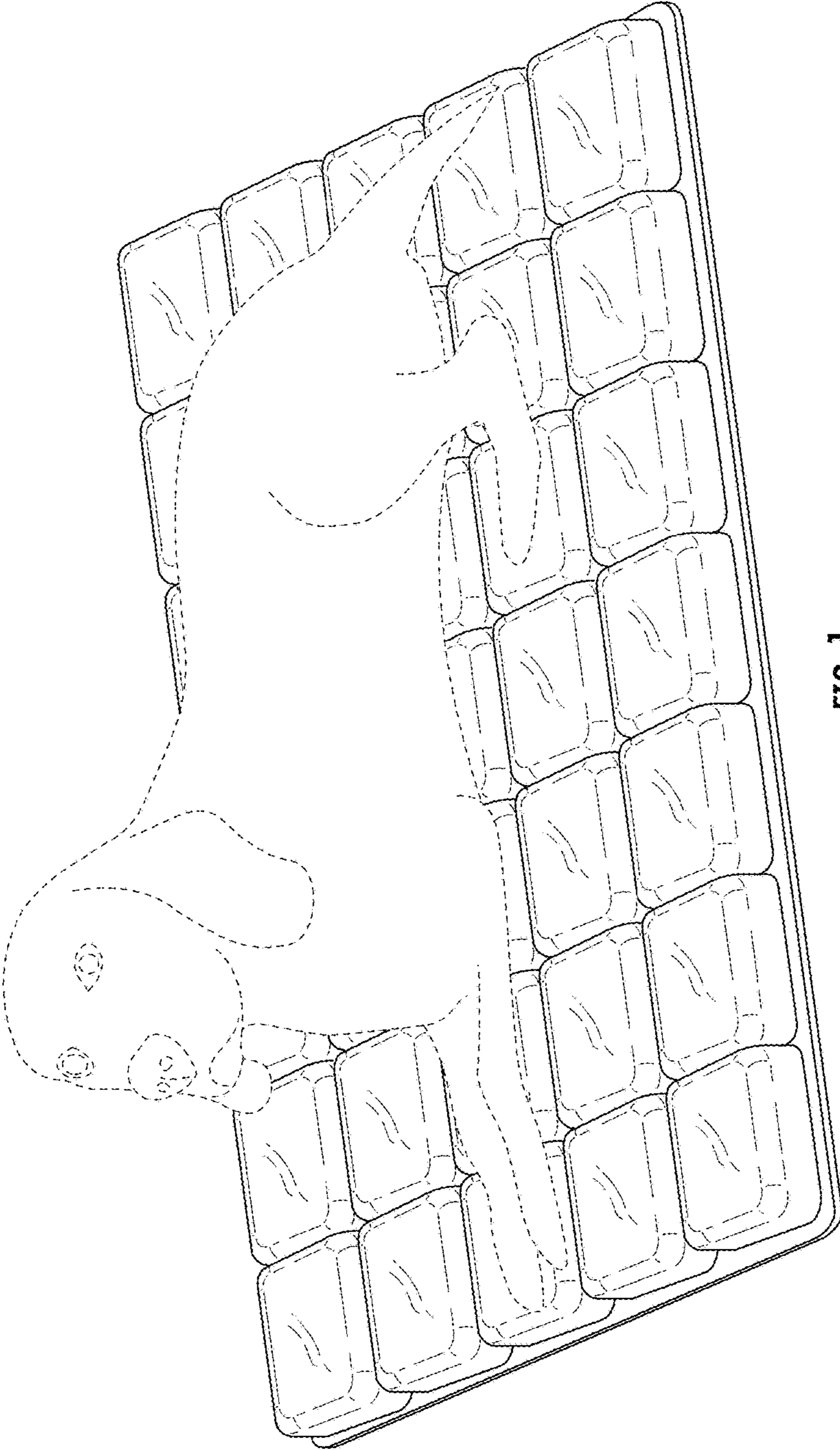


FIG. 1



FIG. 2




FIG. 3




FIG. 4



FIG. 5