



US00D866076S

(12) **United States Design Patent** (10) **Patent No.:** **US D866,076 S**
Peliotas et al. (45) **Date of Patent:** **** Nov. 5, 2019**

(54) **DENTAL DEVICE**

FOREIGN PATENT DOCUMENTS

(71) Applicant: **Personal Care Products, LLC**, Troy, MI (US)

CN 201558187 8/2010
KR 20130080110 7/2013

(72) Inventors: **James Steven Peliotas**, Ada, MI (US);
Brett Craib, Beverly Hills, MI (US)

OTHER PUBLICATIONS

(73) Assignee: **Personal Care Products, LLC**, Troy, MI (US)

Dental Floss Pick, glide floss, no posting date [online]; retrieved Dec. 6, 2018, retrieved from internet, <<https://www.amazon.com/Dental-Flavor-Approved-Professional-Threader/dp/B0761Y969P>>.

(**) Term: **15 Years**

(Continued)

(21) Appl. No.: **29/691,691**

Primary Examiner — Barbara Fox
Assistant Examiner — Messina L Smith

(22) Filed: **May 17, 2019**

(74) *Attorney, Agent, or Firm* — Dierker & Kavanaugh, P.C.

Related U.S. Application Data

(57) **CLAIM**

(62) Division of application No. 29/605,558, filed on May 26, 2017, now Pat. No. Des. 857,995.

The ornamental design for a dental device, as shown and described.

(51) **LOC (12) Cl.** **28-03**

DESCRIPTION

(52) **U.S. Cl.**
USPC **D28/68**

(58) **Field of Classification Search**
USPC D28/65, 66, 67, 68; D7/635, 636; D3/28
CPC A61C 15/02; A61C 15/00; A61C 15/04;
A61C 15/041; A61C 15/043; A61C 15/045; A61C 15/046; A61C 15/047;
A61C 15/048

FIG. 1 is a front perspective view of a dental device showing the new design in a first embodiment;
FIG. 2 is a right side view thereof;
FIG. 3 is a left side view thereof;
FIG. 4 is a rear view thereof;
FIG. 5 is a front view thereof;
FIG. 6 is a top view thereof;
FIG. 7 is a bottom view thereof;
FIG. 8 is a front perspective view of the dental device showing the new design in a second embodiment;
FIG. 9 is a left side view thereof;
FIG. 10 is a right side view thereof;
FIG. 11 is a rear view thereof;
FIG. 12 is a front view thereof;
FIG. 13 is a top view thereof; and,
FIG. 14 is a bottom view thereof.

See application file for complete search history.

(56) **References Cited**


U.S. PATENT DOCUMENTS

D274,375 S * 6/1984 Tomlin D28/65
D276,088 S * 10/1984 Fong D28/68
D279,826 S * 7/1985 Schindler D28/68
D284,896 S * 7/1986 Ching-Chou D28/68
D301,071 S 5/1989 Franchi
D301,072 S * 5/1989 Ross, Jr. D28/65
D309,803 S * 8/1990 Potter D28/65

The broken lines in the drawings depict portions of the dental device that form no part of the claimed design.

(Continued)

1 Claim, 10 Drawing Sheets



(56)

References Cited

U.S. PATENT DOCUMENTS

D316,617 S * 4/1991 Cheung A61C 15/046
D28/68

5,246,021 A 9/1993 Katz
D357,551 S 4/1995 Schindler
D361,157 S * 8/1995 Carl D28/65
D382,367 S 8/1997 Andrade et al.
D398,076 S 9/1998 Hafkin
5,829,458 A 11/1998 Chodorow
D403,120 S 12/1998 Enriquez
D410,115 S 5/1999 Chodorow
D463,626 S * 9/2002 Huang D28/65
D481,829 S 11/2003 Gwen
D484,643 S 12/2003 Nanda
D531,758 S 11/2006 Jansheski et al.
D532,160 S 11/2006 Jansheski et al.
D532,934 S 11/2006 Crossman
D545,499 S 6/2007 Xu
D578,254 S 10/2008 Grendol
D582,098 S 12/2008 Jansheski et al.
D599,557 S 8/2009 Crossman
D606,706 S 12/2009 Chodorow et al.
D607,152 S 12/2009 Chodorow et al.
D607,606 S 1/2010 Chodorow et al.
D609,405 S 2/2010 Jansheski et al.
D610,748 S 2/2010 Volpenhein et al.
D612,104 S 3/2010 Chodorow et al.
D618,396 S 6/2010 Volpenhein et al.
D637,762 S * 5/2011 Nanda D28/65
D640,007 S 6/2011 Jansheski et al.
D640,833 S * 6/2011 Kang D28/68
D641,522 S 7/2011 Nanda
7,997,287 B2 8/2011 Jansheski et al.
D649,713 S 11/2011 Kollar
8,069,865 B1 12/2011 Winter
D655,044 S 2/2012 Nanda
8,342,193 B2 1/2013 Lui et al.
8,375,961 B2 2/2013 Prokopchuk et al.
D679,864 S 4/2013 Erskine-Smith

D681,879 S * 5/2013 Stebila D28/66
8,522,798 B2 9/2013 Kollar
D691,377 S * 10/2013 Zarrabi D28/68
D707,890 S 6/2014 Stebila et al.
D707,892 S 6/2014 Stebila et al.
D731,710 S 6/2015 Misner et al.
D750,326 S 2/2016 Lannie
D760,958 S * 7/2016 Xu D28/66
D760,959 S * 7/2016 Xu D28/66
D763,510 S 8/2016 Stebila et al.
D765,915 S 9/2016 Lannie
D769,532 S 10/2016 Fisher et al.
D772,485 S * 11/2016 Xu D28/66
D772,486 S * 11/2016 Xu D28/66
D772,578 S * 11/2016 Isaacs D28/68
D774,253 S * 12/2016 Oechslein D28/66
D777,377 S 1/2017 Dudley
D804,097 S * 11/2017 Smith D28/66
D812,816 S * 3/2018 Hanson D28/66
D814,704 S * 4/2018 Triato D28/66
D819,276 S * 5/2018 Kramer D28/68
D828,959 S * 9/2018 Martone D28/68
2008/0149134 A1 6/2008 Crossman
2010/0294294 A1 11/2010 Wu
2012/0234350 A1 9/2012 Mowell et al.
2016/0067021 A1 3/2016 Zwimpfer et al.
2016/0278894 A1* 9/2016 Xu A61C 15/046

OTHER PUBLICATIONS

Qivange Dental Floss Picks, posted May 17, 2018 [online], retrieved Dec. 6, 2018, retrieved from internet, <<https://www.amazon.com/Qivange-Unflavored-Durable-Disposable-Individual/dp/B0793MQM46>>.
Oral-B Glide 3D White Dental Floss Picks, posted Mar. 7, 2014 [online], retrieved Dec. 6, 2018, retrieved from internet, <<https://www.amazon.com/Oral-B-Glide-White-Dental-Radiant/dp/B00763LZF8>>.

* cited by examiner

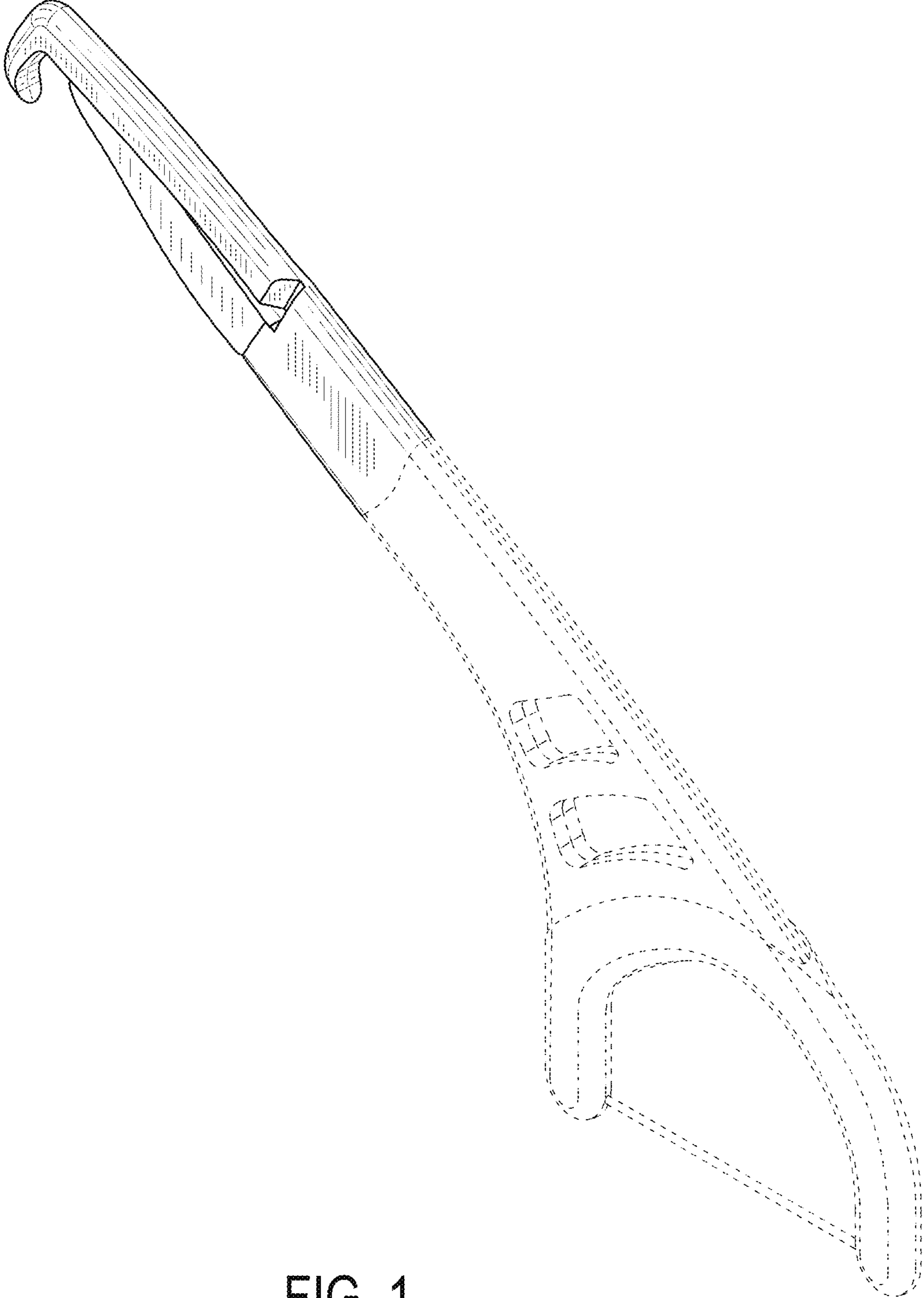


FIG. 1

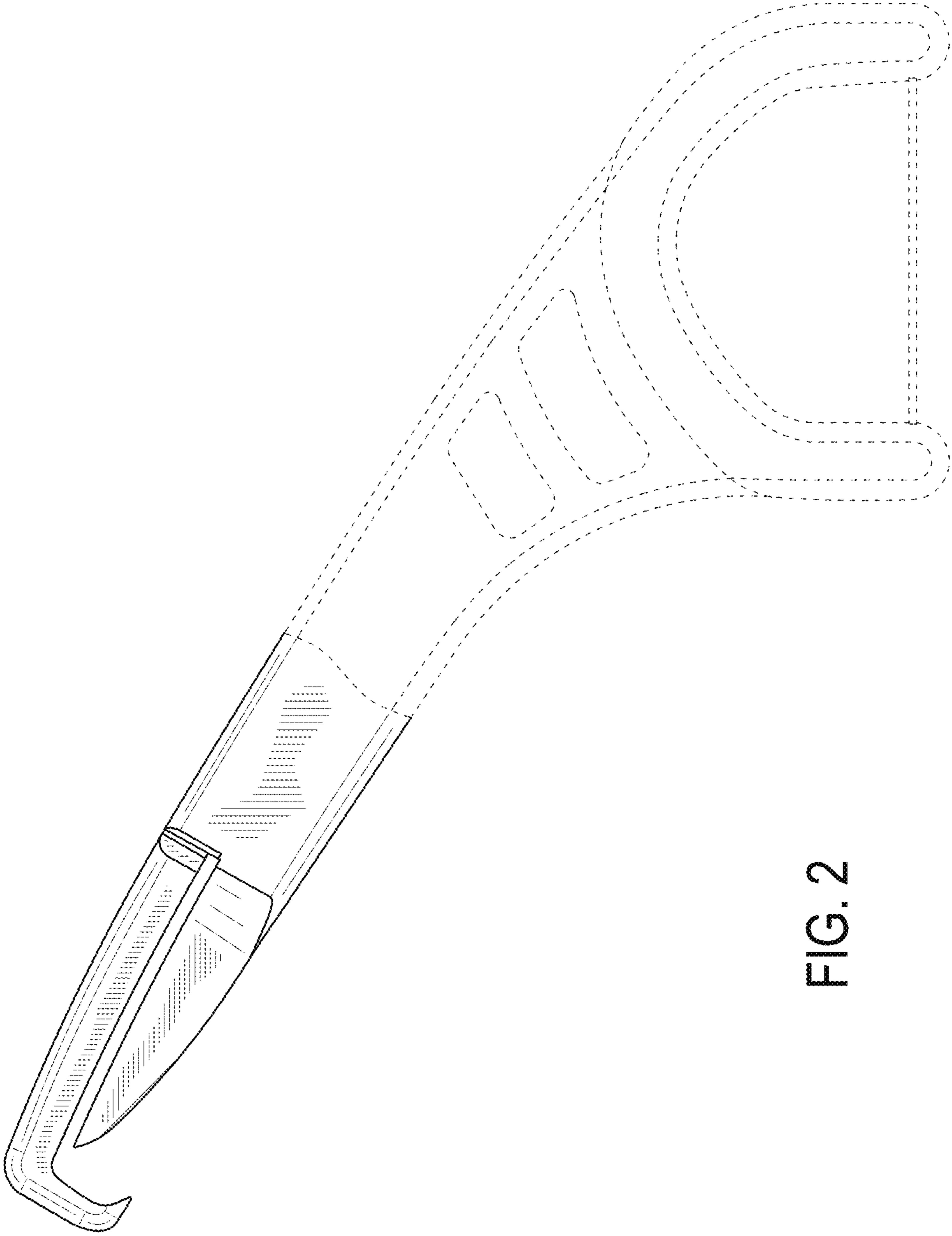


FIG. 2

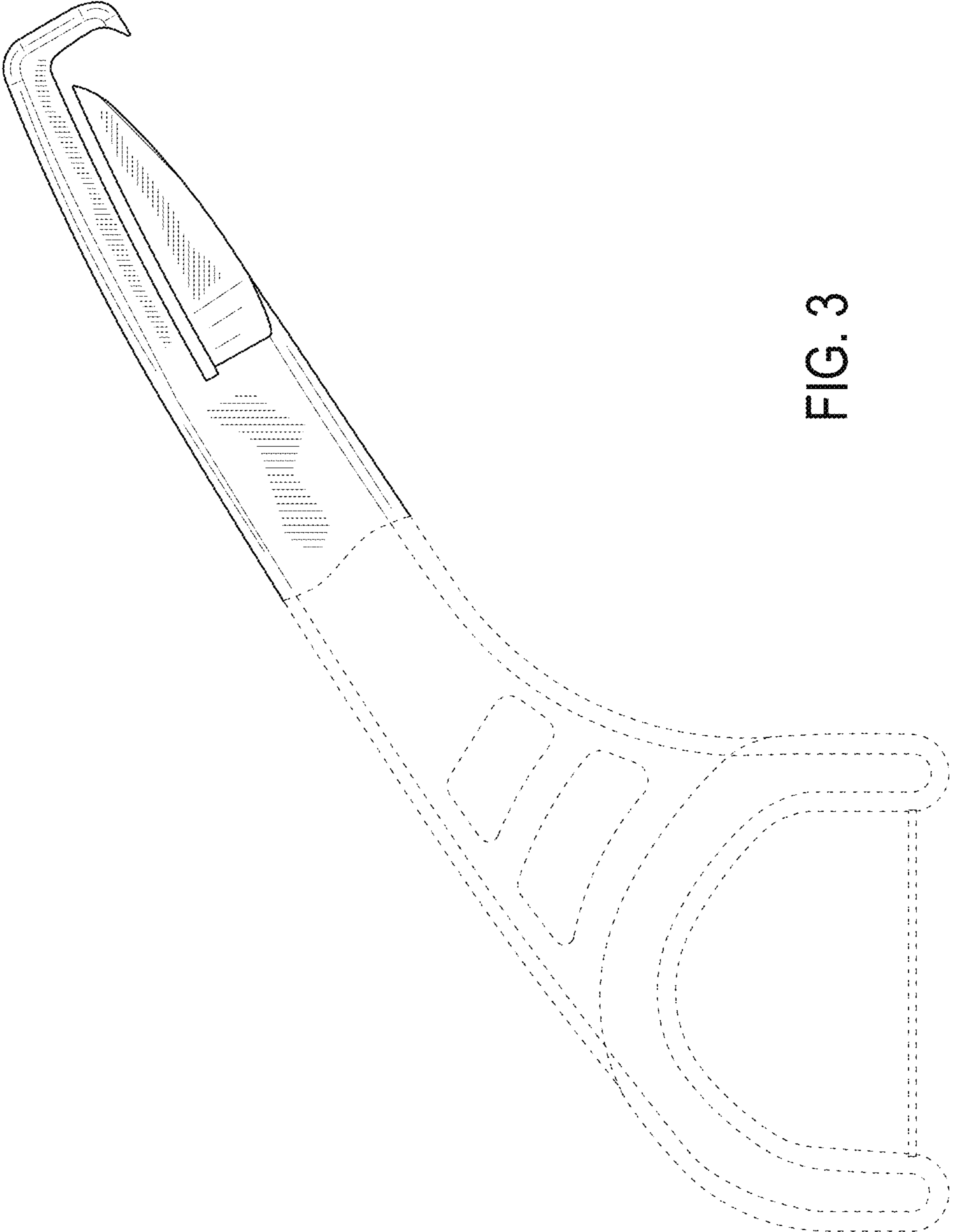


FIG. 3




FIG. 5




FIG. 4

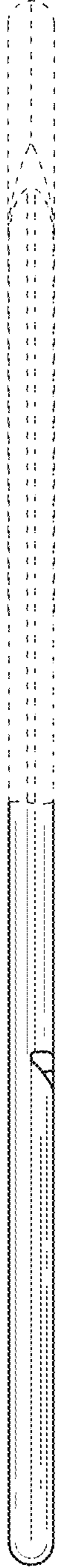


FIG. 6

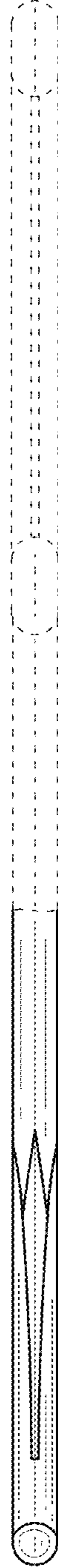


FIG. 7

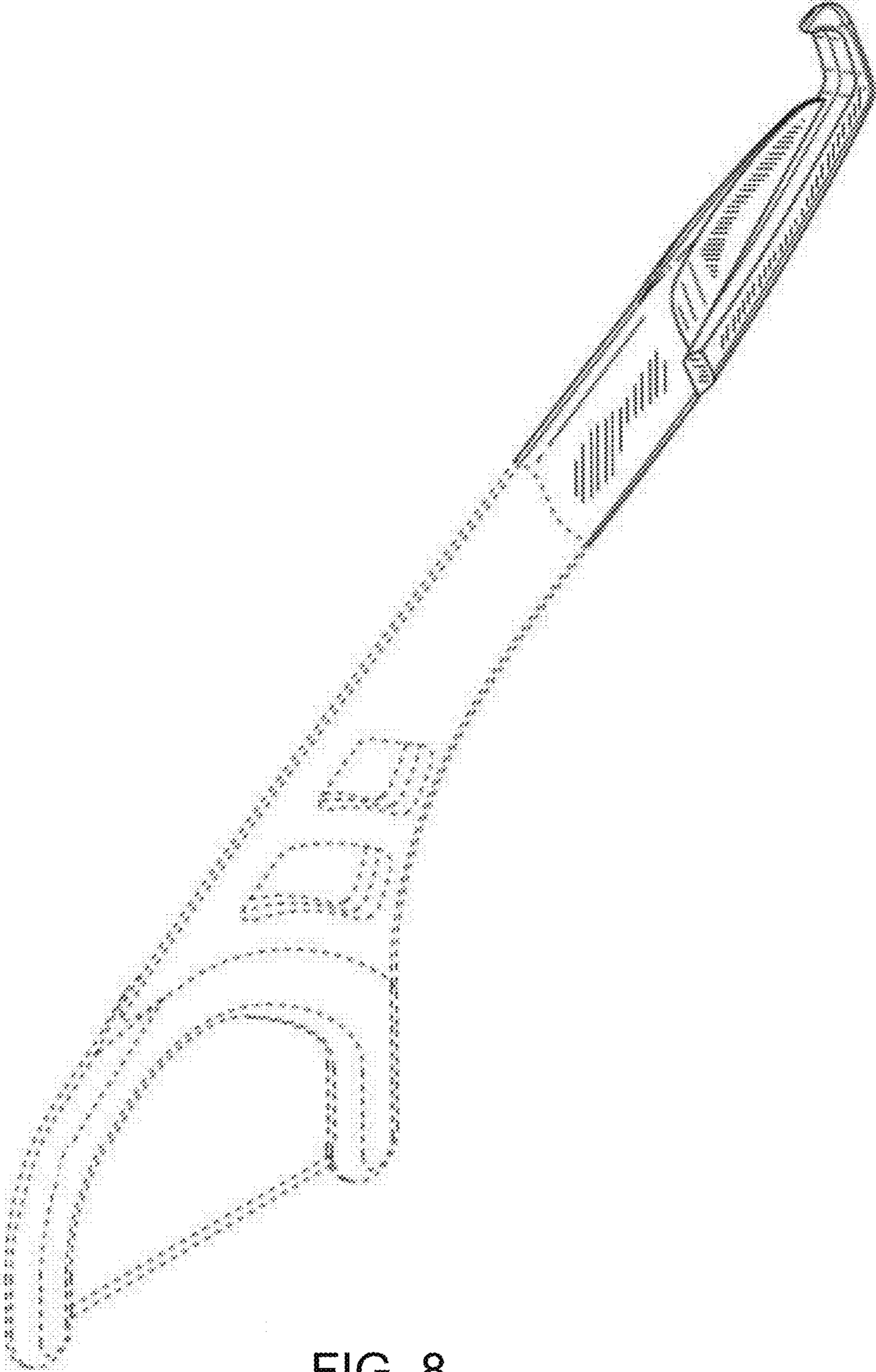


FIG. 8

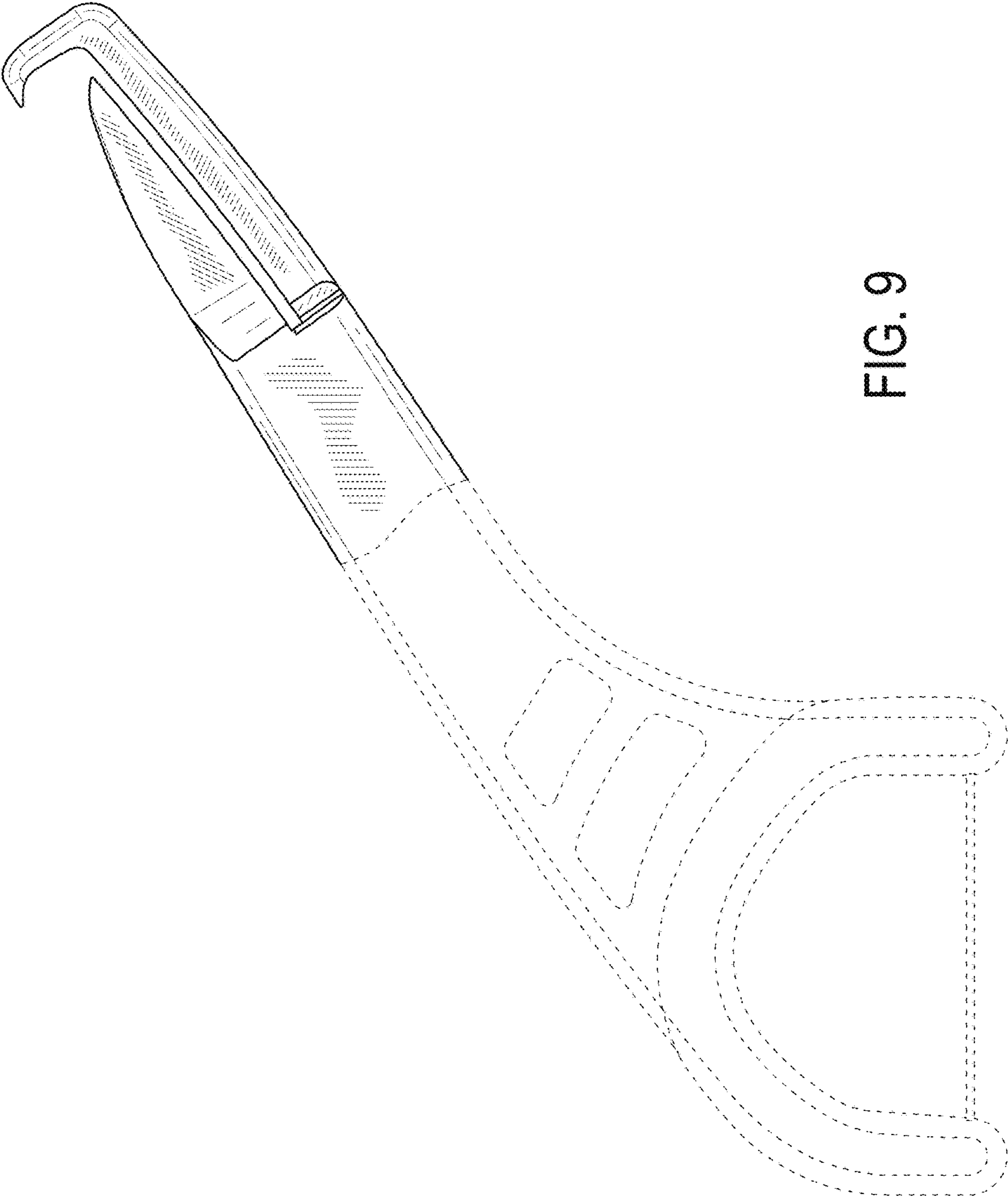


FIG. 9

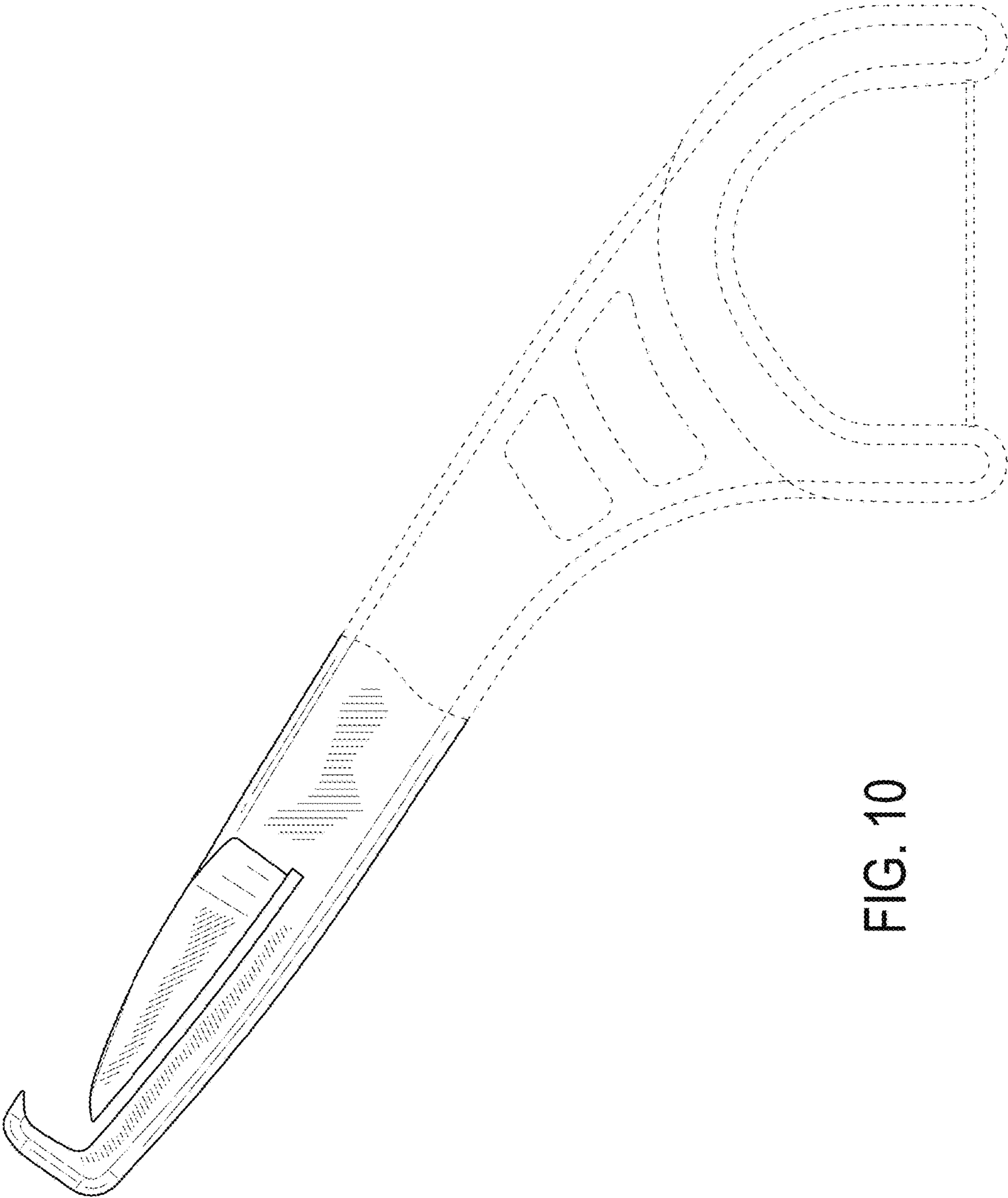


FIG. 10

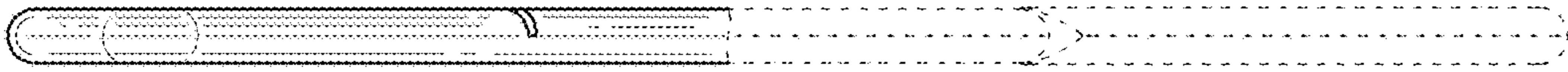


FIG 12

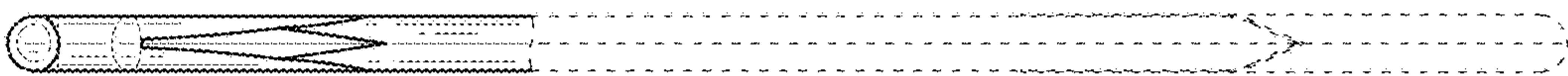


FIG. 11



FIG. 13




FIG. 14