



US00D866063S

(12) **United States Design Patent** (10) **Patent No.:** **US D866,063 S**
Kowsky (45) **Date of Patent:** **** Nov. 5, 2019**

- (54) **PIPE**
- (71) Applicant: **Edward M. Kowsky**, North Las Vegas, NV (US)
- (72) Inventor: **Edward M. Kowsky**, North Las Vegas, NV (US)
- (**) Term: **15 Years**
- (21) Appl. No.: **29/657,416**
- (22) Filed: **Jul. 22, 2018**
- (51) **LOC (12) Cl.** **27-02**
- (52) **U.S. Cl.**
USPC **D27/163**
- (58) **Field of Classification Search**
USPC D27/100, 101, 102–105, 114, 137, 139, D27/141–144, 152, 153, 154, 155, 160, D27/161, 162–196, 136, 128; D23/366; D7/416; D24/110; D8/371, 380, 499
CPC A24F 47/002; A24F 47/00; A24F 3/02
See application file for complete search history.

(56) **References Cited**

U.S. PATENT DOCUMENTS

D8,941 S *	2/1876	Nax	D27/165
D29,326 S *	9/1898	Abraham	D27/163
D51,332 S *	10/1917	Hadley	D27/163
D74,334 S *	1/1928	Sorbello	D27/163
D90,232 S *	7/1933	Burger	D27/163
D94,295 S *	1/1935	Buttner	D27/163
D95,739 S *	5/1935	Francis	D27/163
D98,046 S *	1/1936	Barling	D27/163
D102,406 S *	12/1936	Altizer et al.	D27/163
D102,637 S *	1/1937	Millsap	131/226
D109,756 S *	5/1938	Lookholder	131/229
D111,278 S *	9/1938	Cippico	131/227
D136,880 S *	12/1943	Rubin	D27/163
D136,881 S *	12/1943	Rubin	D27/163
D141,726 S *	6/1945	Sacks	D27/163

D143,371 S *	12/1945	Trasso	131/186
D150,196 S *	7/1948	Bauer	131/243
2,467,002 A *	4/1949	Atkins	A24F 5/04 131/198.1
D159,295 S *	7/1950	Park	D27/165
D172,008 S *	4/1954	David	D27/162
D177,036 S *	3/1956	Gevirman	D27/164
D177,226 S *	3/1956	Gevirman	D27/164
D177,321 S *	4/1956	Gevirman	131/194
D177,952 S *	6/1956	Wang	D27/162
D184,945 S *	4/1959	Koster	D27/164
D203,430 S *	1/1966	Chernock	D27/164
D207,376 S *	4/1967	Chernock	131/227
D207,569 S *	5/1967	Hayashi	131/226
D208,613 S *	9/1967	Schwartz	131/226

(Continued)

Primary Examiner — Marissa J Cash

(74) Attorney, Agent, or Firm — Enterprise Patent LLC

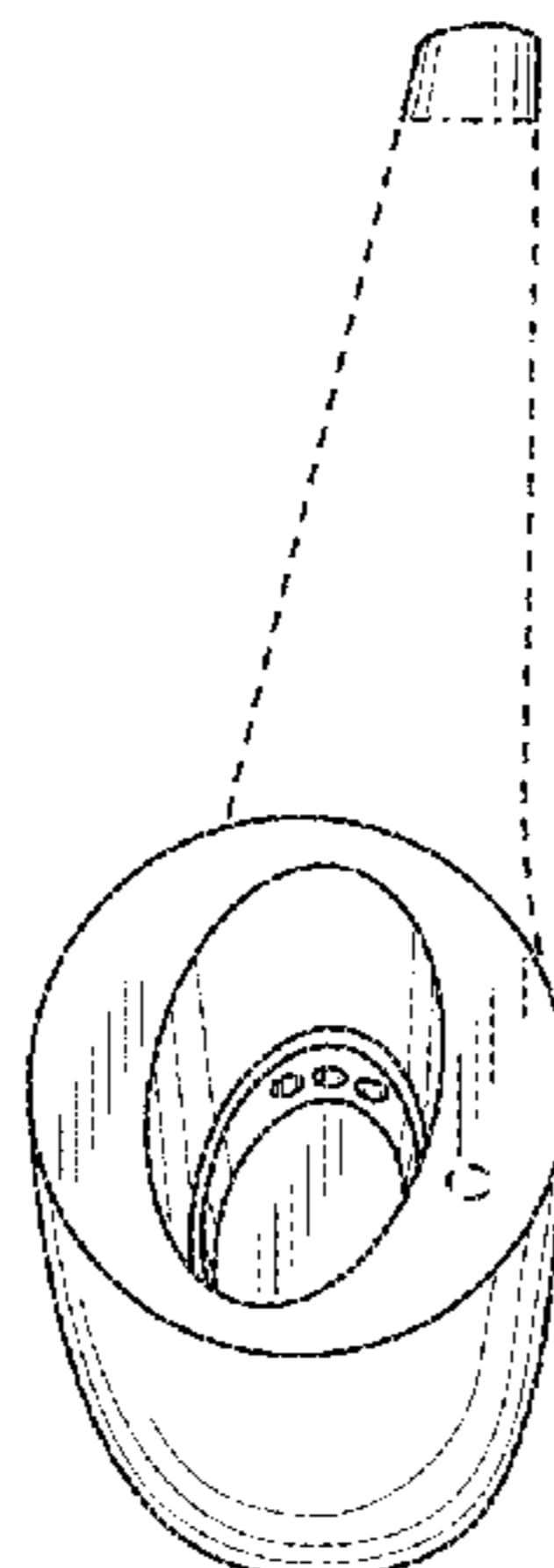
(57) **CLAIM**

I claim the ornamental design for a pipe, as shown and described.

DESCRIPTION

FIG. 1 is a top, rear perspective view of a pipe, showing my new design;
 FIG. 2 is a top plan view of the pipe of FIG. 1;
 FIG. 3 is a bottom view of the pipe of FIG. 1;
 FIG. 4 is a top, rear perspective view of an alternative embodiment of the pipe of FIG. 1;
 FIG. 5 top, rear perspective view of alternative embodiments of the pipe;
 FIG. 6 is a top plan view of the pipe of FIG. 5;
 FIG. 7 is a bottom view of the pipe of FIG. 5; and,
 FIG. 8 is a rear elevation view of the pipe of FIG. 5.
 In the drawings, the dash-dot-dash lines depict boundaries and form no part of the claimed design; and the evenly spaced broken lines depict portions of the pipe that form no part of the claimed design.

1 Claim, 2 Drawing Sheets



(56)

References Cited

U.S. PATENT DOCUMENTS

3,645,274 A *	2/1972	Lebert	A24F 5/00 131/198.1	5,746,226 A *	5/1998	Beaver	A24F 5/00 131/220
3,750,677 A *	8/1973	Jodoin	A24F 5/00 131/181	D436,686 S *	1/2001	Fujisawa	D27/163
D229,520 S *	12/1973	Lamberti	D27/163	D582,094 S *	12/2008	Lee	D27/163
4,203,456 A *	5/1980	Miller	A24F 1/32 106/672	D650,520 S *	12/2011	Timmermans	D27/163
4,213,469 A *	7/1980	Ramsay	A24F 1/00 131/199	D662,654 S *	6/2012	Trudnowski	D27/167
4,290,437 A *	9/1981	Smith	A24F 1/22 131/196	D665,297 S *	8/2012	Parris	D11/40
4,478,228 A *	10/1984	Chister	A24F 3/02 131/180	D684,313 S *	6/2013	Wu	D27/164
D276,377 S *	11/1984	Martin	D27/163	D735,934 S *	8/2015	Saikaly	D27/169
D304,771 S *	11/1989	Katayama	D27/163	D757,995 S *	5/2016	Liu	D27/101
D305,804 S *	1/1990	Browning	D27/163	D758,648 S *	6/2016	Wu	D27/101
D346,557 S *	5/1994	West	D10/33	D831,272 S *	10/2018	Qiu	D27/162
					D838,409 S *	1/2019	Reimann	D27/162
					2003/0079755 A1 *	5/2003	Liu	A24F 1/20 131/342
					2004/0173223 A1 *	9/2004	Hu	A24F 5/06 131/226
					2010/0006113 A1 *	1/2010	Urtsev	A24F 47/008 131/273
					2011/0036363 A1 *	2/2011	Urtsev	A24F 47/002 131/273

* cited by examiner

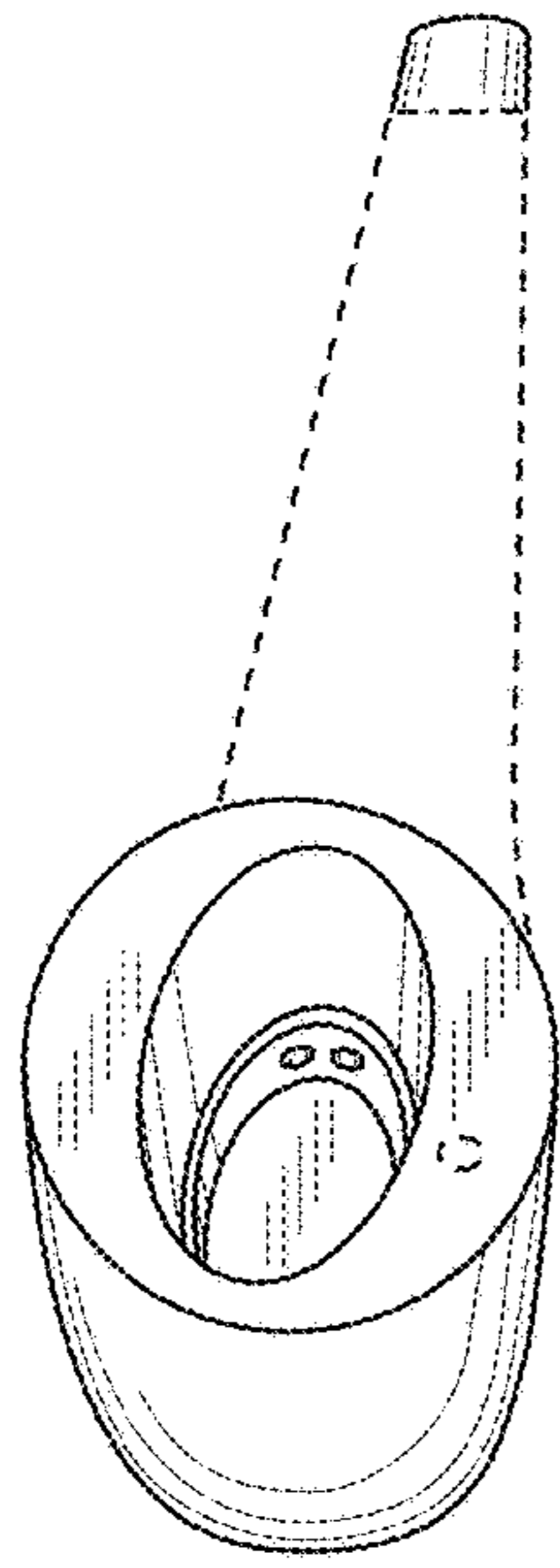


FIG. 1

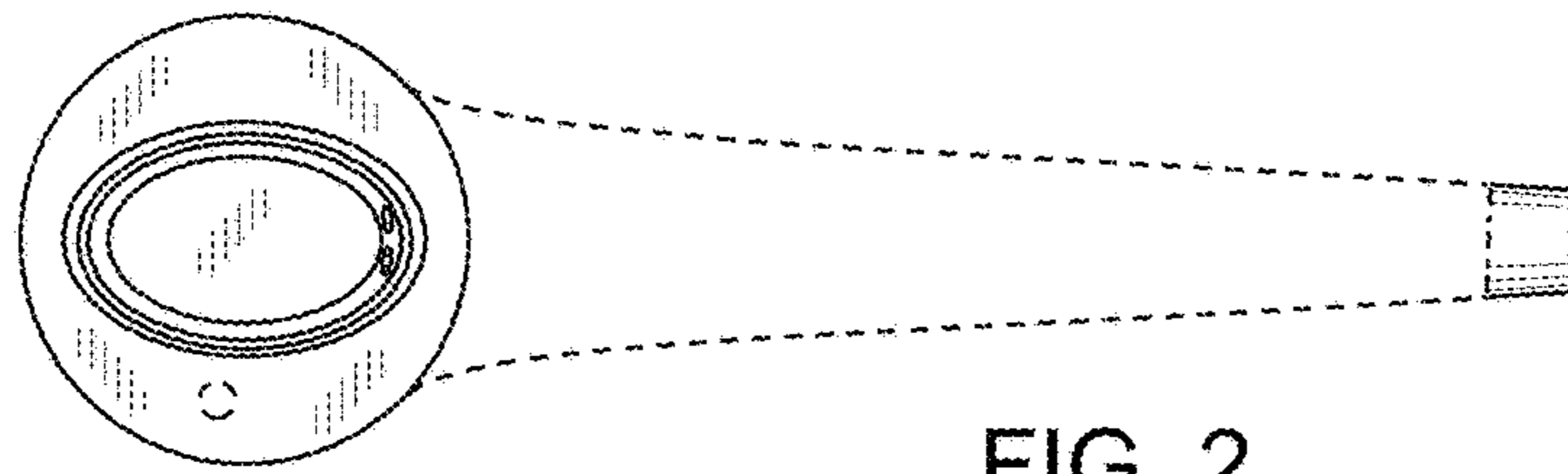


FIG. 2

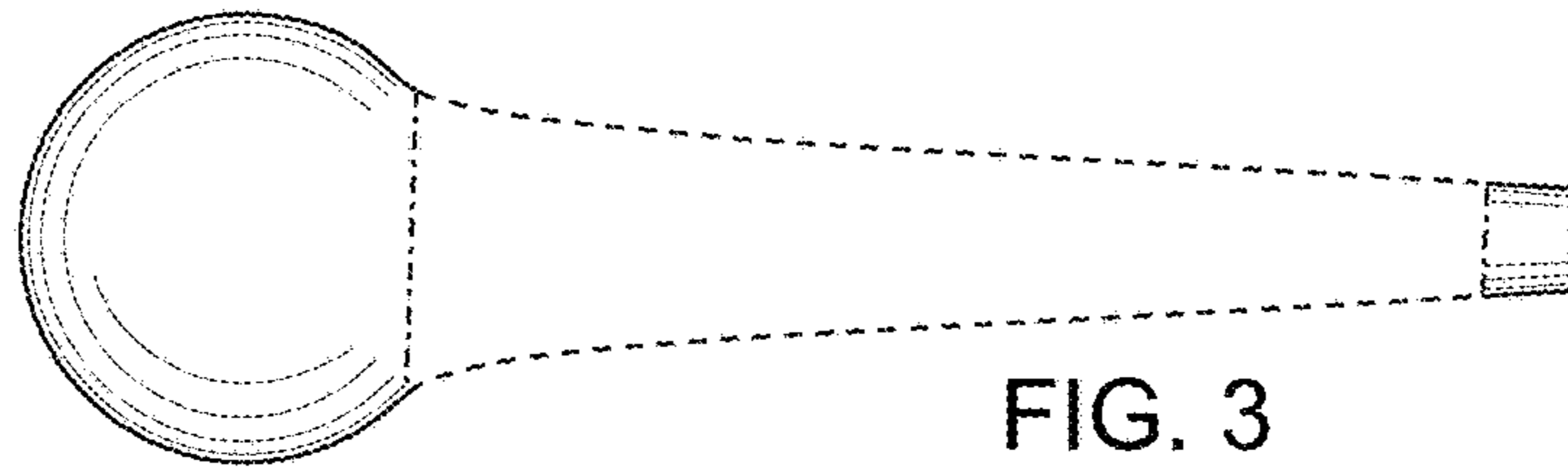


FIG. 3

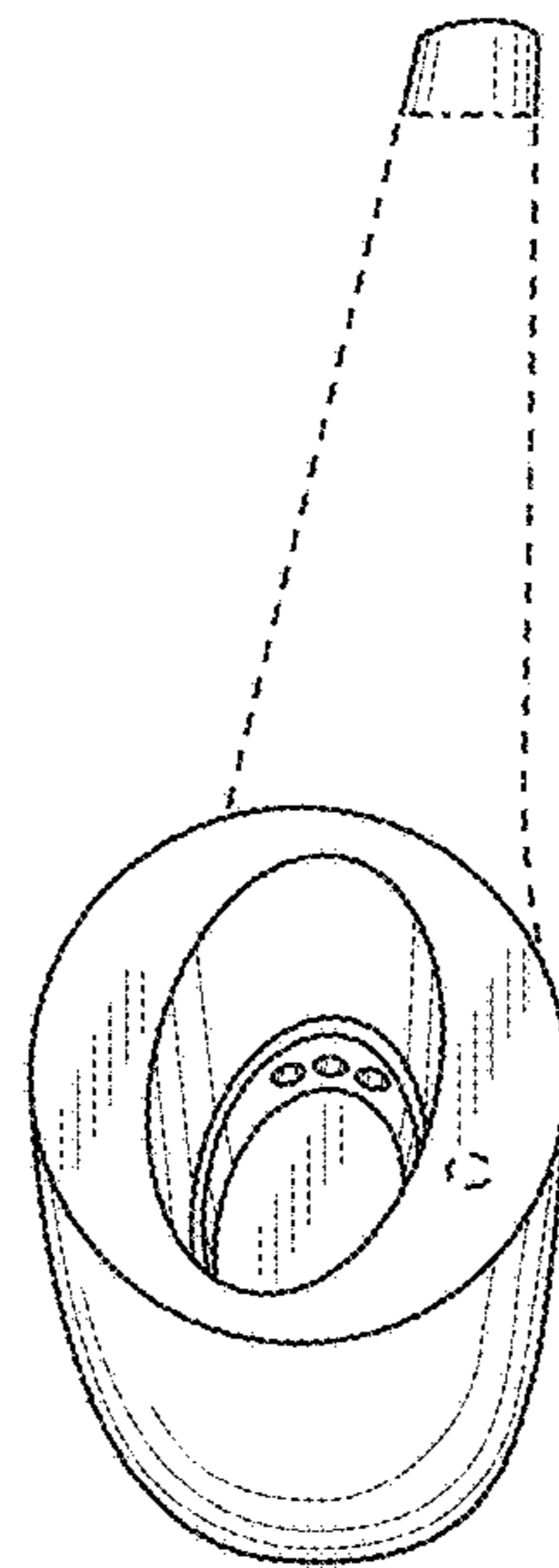


FIG. 4

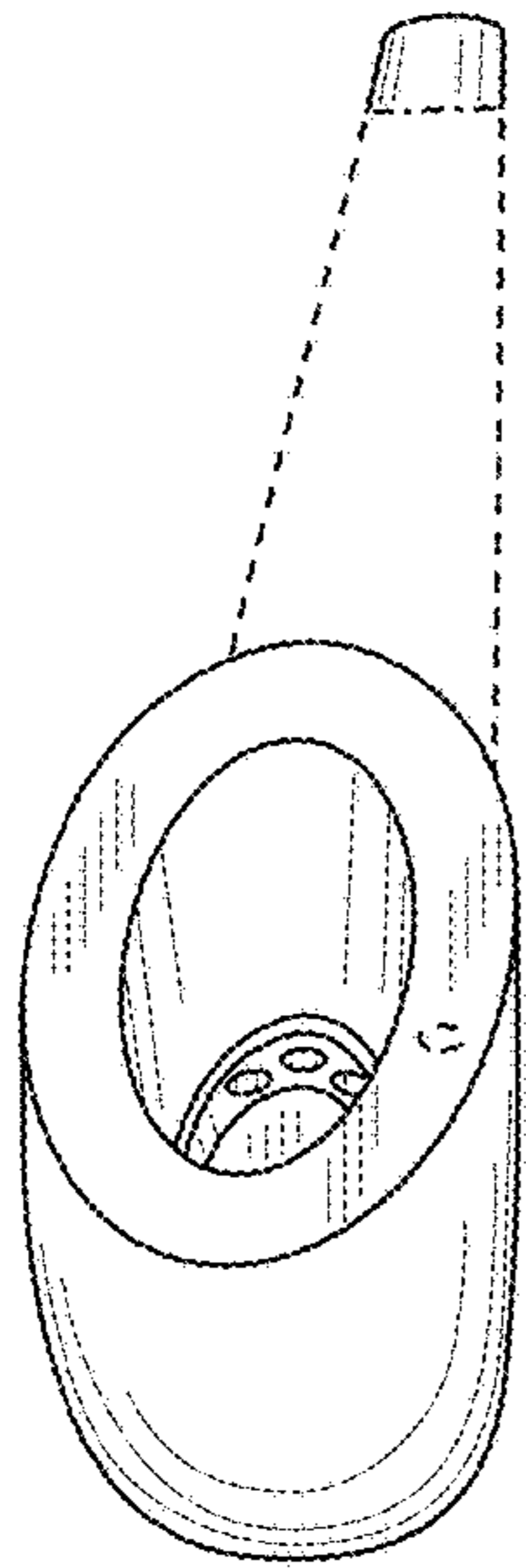


FIG. 5

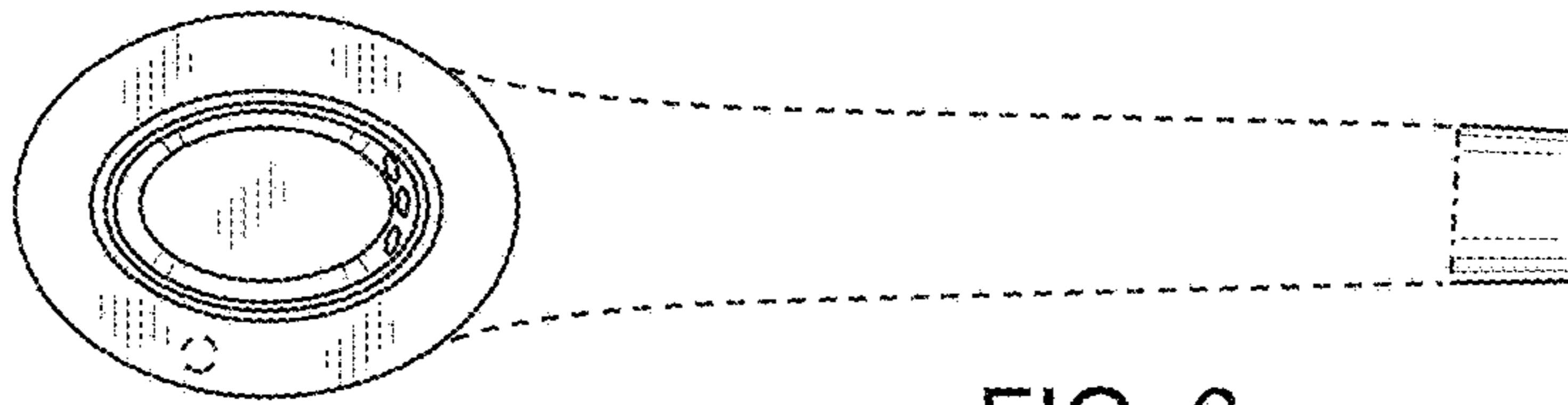


FIG. 6

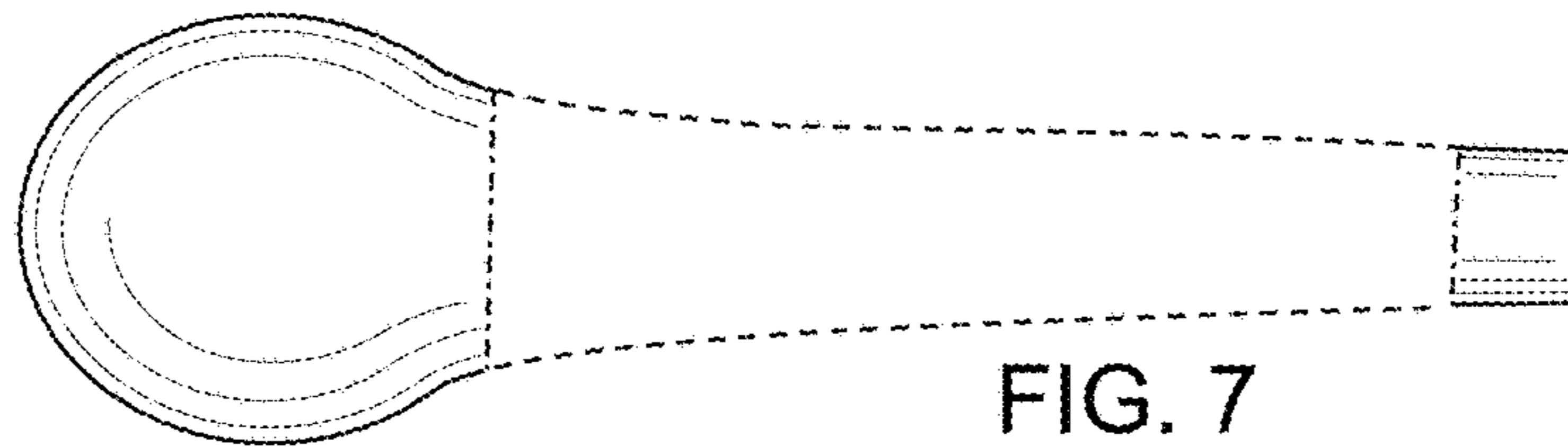


FIG. 7

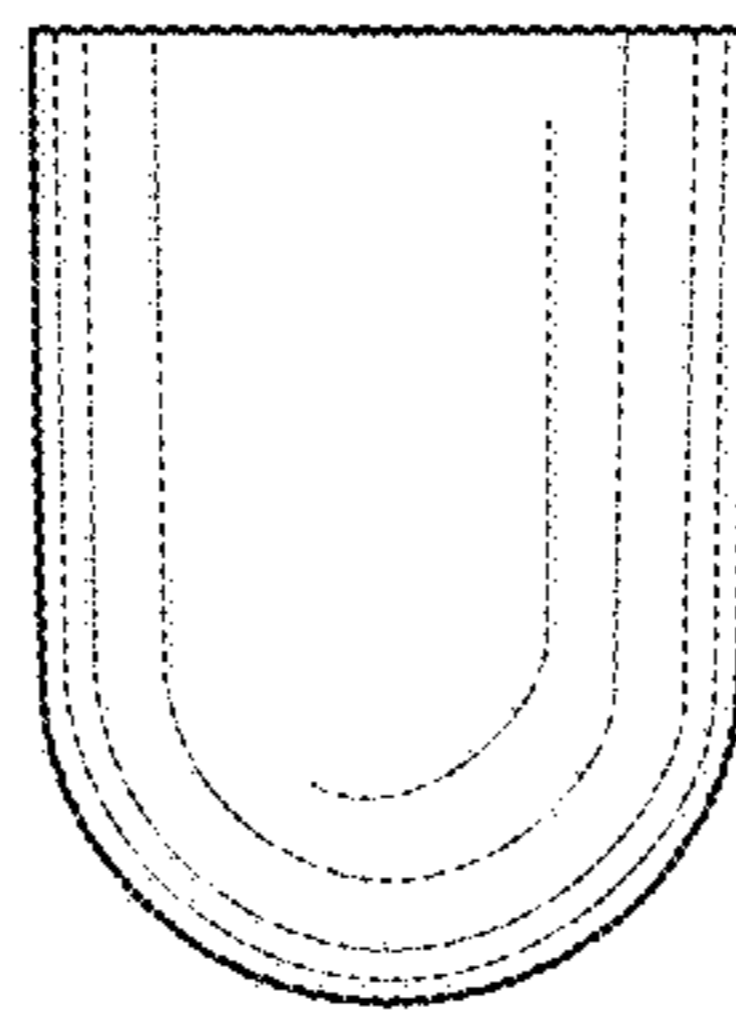


FIG. 8