



US00D866047S

(12) **United States Design Patent** (10) **Patent No.:** **US D866,047 S**
Anastassiades (45) **Date of Patent:** **** Nov. 5, 2019**

(54) **SUSPENSION LAMP**
(71) Applicant: **FLOS S.P.A.**, Bovezzo (IT)
(72) Inventor: **Michael Anastassiades**, Brescia (IT)
(73) Assignee: **FLOS S.p.A.**, Bovezzo (IT)
(**) Term: **15 Years**
(21) Appl. No.: **35/504,216**
(22) Filed: **Sep. 20, 2017**
(80) **Hague Agreement Data**
Int. Filing Date: **Sep. 20, 2017**
Int. Reg. No.: **DM/098926**
Int. Reg. Date: **Sep. 20, 2017**
Int. Reg. Pub. Date: **Dec. 29, 2017**

(30) **Foreign Application Priority Data**
Mar. 22, 2017 (IT) 402017000031684
(51) **LOC (12) Cl.** **26-03**
(52) **U.S. Cl.**
USPC **D26/88**
CPC **F21V 5/02 (2013.01)**
(58) **Field of Classification Search**
USPC D26/68-90
CPC ... F21V 5/008; F21V 5/02; F21V 7/04; F21V
7/041; F21V 7/043; F21V 7/045; F21V
7/046; F21V 7/048; F21V 7/05; F21V
7/06; F21V 7/07; F21V 7/08; F21V 7/09;
F21S 8/04; F21S 8/06; F21S 8/061; F21S
8/063; F21S 8/068
See application file for complete search history.

(56) **References Cited**
U.S. PATENT DOCUMENTS
D285,978 S * 9/1986 Rice D26/107
D342,338 S * 12/1993 Thun D26/63

D390,680 S * 2/1998 Giese D26/63
D541,970 S * 5/2007 Blackman D26/81
D558,379 S * 12/2007 Citterio D26/76
D565,779 S * 4/2008 Meise D26/84
D567,986 S * 4/2008 Meise D26/84
D575,440 S * 8/2008 Pelzl D26/88
D605,329 S * 12/2009 Watt D26/118
D617,935 S * 6/2010 Miletich D26/76
D620,180 S * 7/2010 Sabernig D26/84
D635,709 S * 4/2011 Federico D26/84
D641,910 S * 7/2011 Kong D26/76
D646,426 S * 10/2011 Wolk D26/85
D654,208 S * 2/2012 Marquardt D26/85
D664,282 S * 7/2012 Santoro D26/76
D690,873 S * 10/2013 Meise D26/88
D695,445 S * 12/2013 Panchisin D26/118
D715,985 S * 10/2014 Anastassiades D26/88
D720,491 S * 12/2014 Anastassiades D26/88
D724,251 S * 3/2015 Anastassiades D26/93
D724,252 S * 3/2015 Anastassiades D26/93

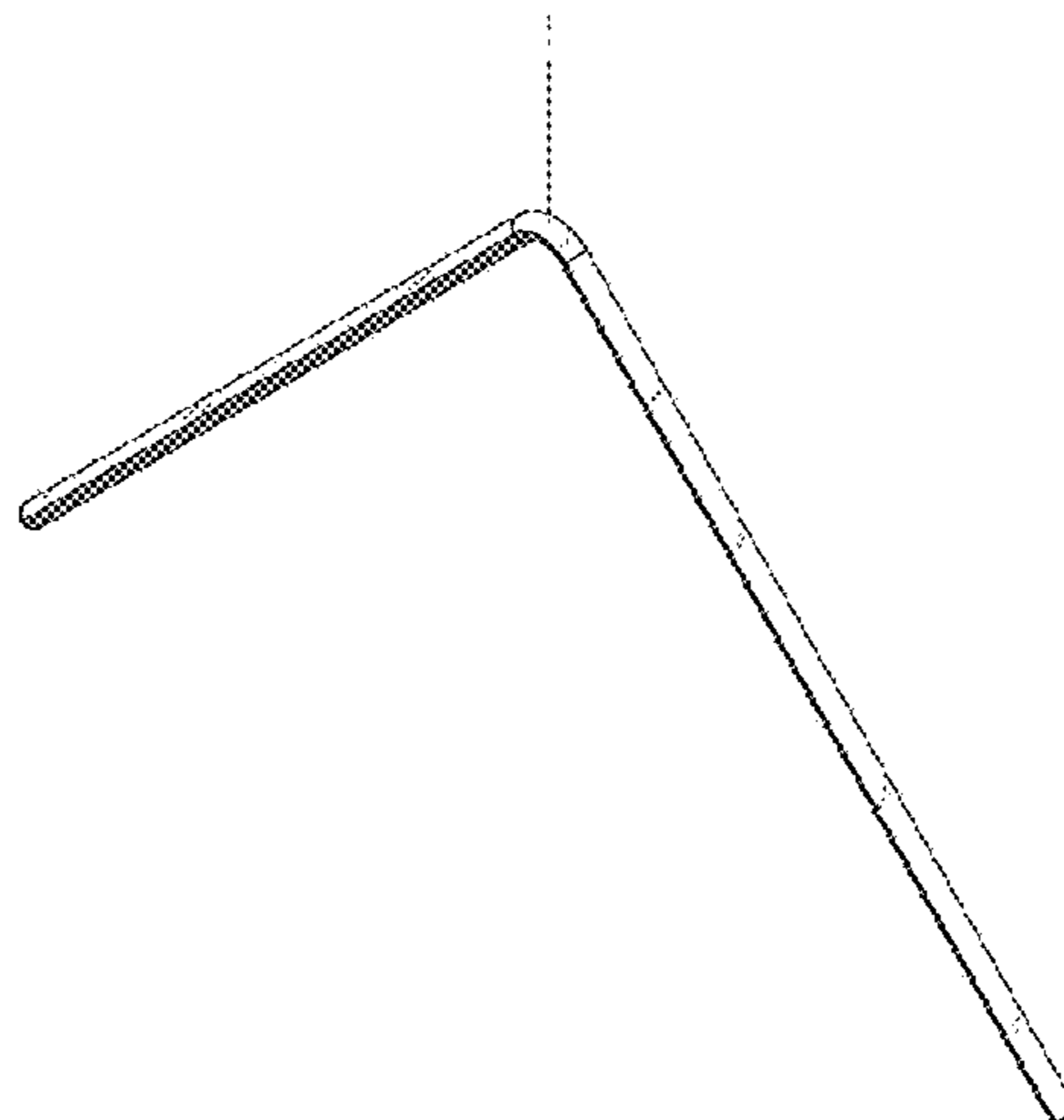
(Continued)

Primary Examiner — Richard E Chilcot
(74) *Attorney, Agent, or Firm* — Thomas|Horstemeyer,
LLP

(57) **CLAIM**
The ornamental design for a suspension lamp, as shown and described.

DESCRIPTION
1.1 is a perspective view of a suspension lamp, showing my new design;
1.2 is a side view thereof;
1.3 is a side view thereof, from a side opposite that of 1.2;
1.4 is a top view thereof;
1.5 is a bottom view thereof;
1.6 is an end view thereof; and
1.7 is an end view thereof, from a different end than that of 1.6.
The suspension cable for the suspension lamp is shown with a symbolic break in length. The appearance of any portion of the cable between the break lines forms no part of the claimed design.

1 Claim, 7 Drawing Sheets



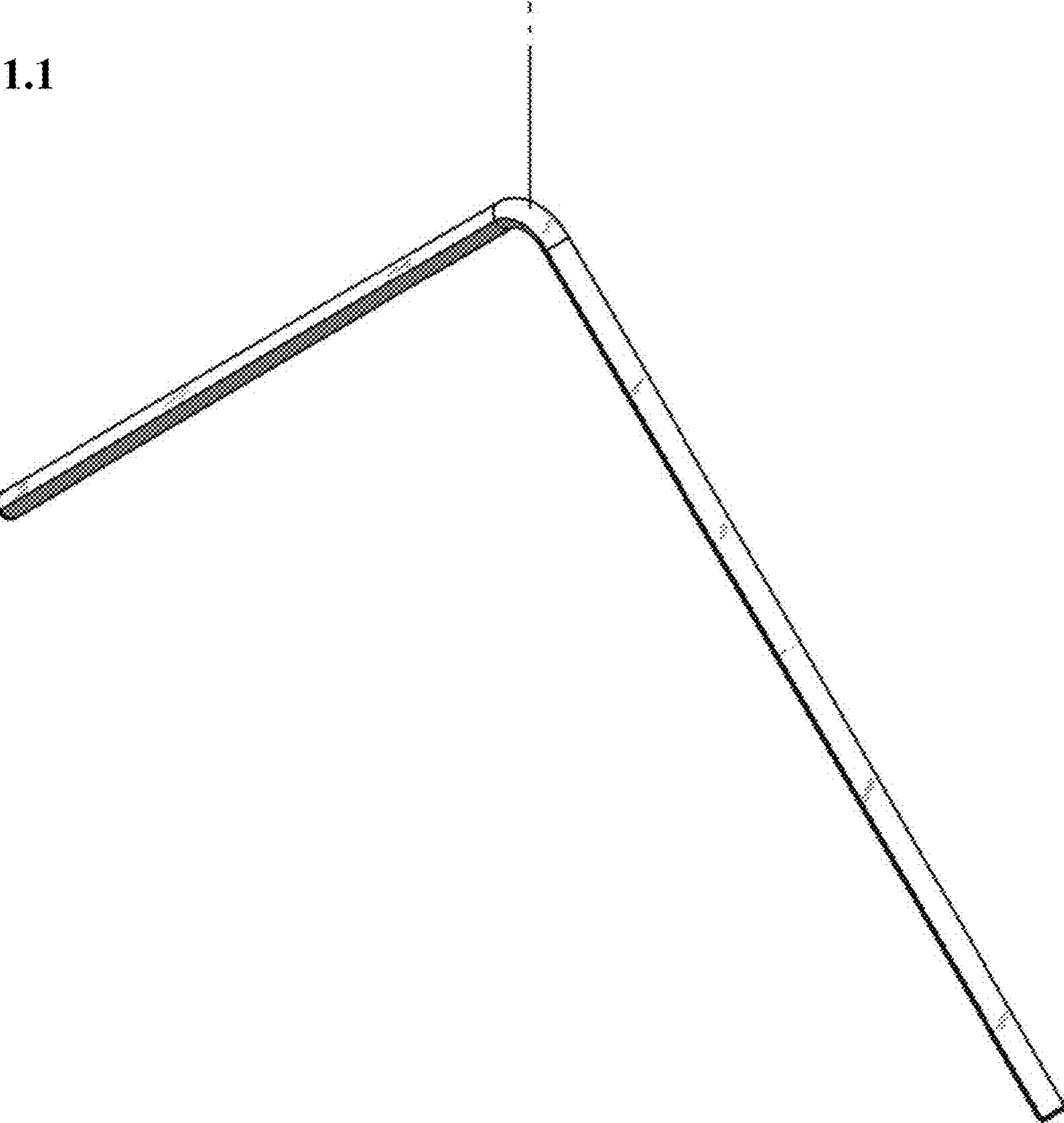
(56)

References Cited

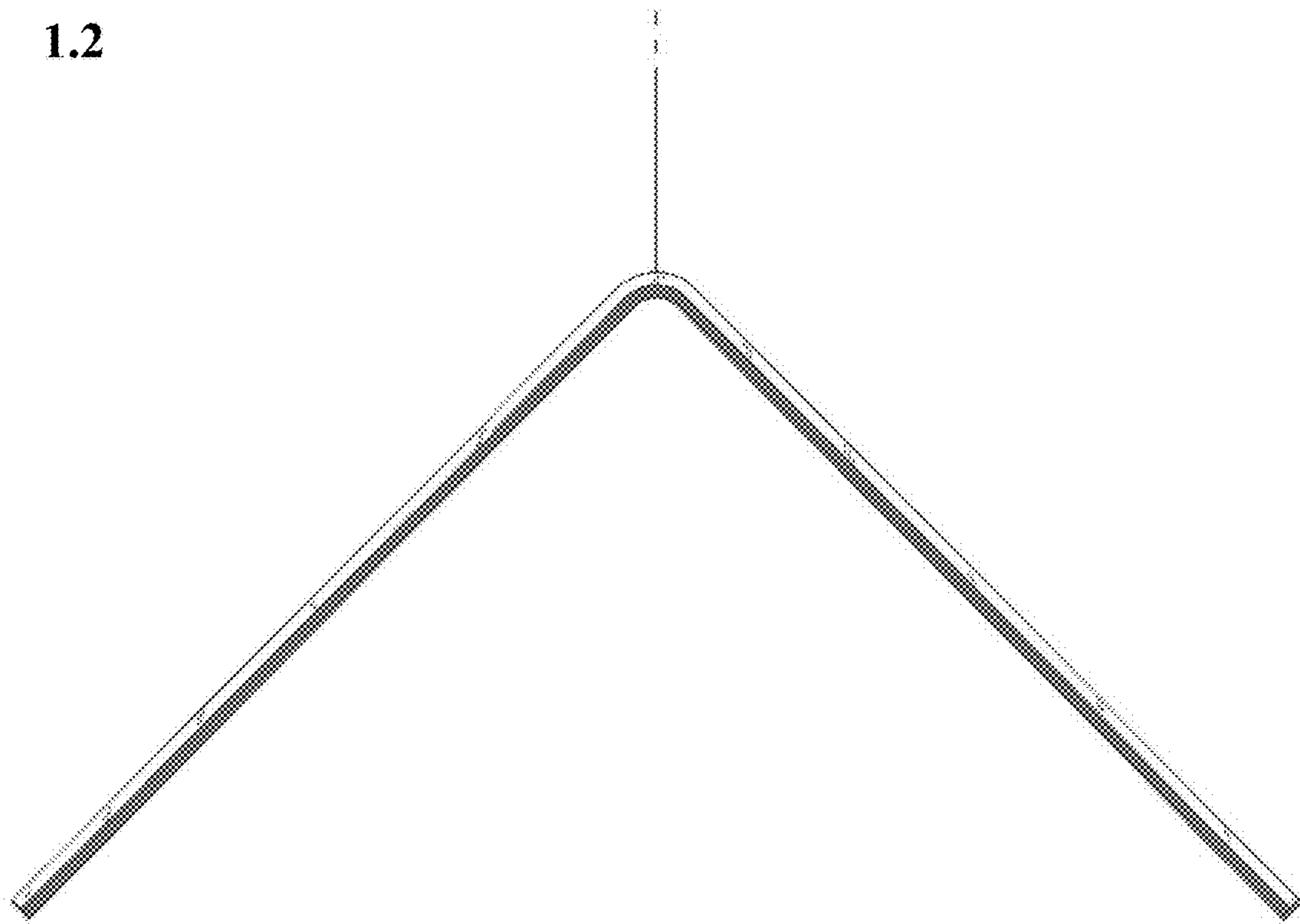
U.S. PATENT DOCUMENTS

D724,253 S * 3/2015 Anastassiades D26/93
D729,431 S * 5/2015 Miller D26/88
D731,700 S * 6/2015 Santoro D26/118
D732,228 S * 6/2015 Anastassiades D26/93
D732,229 S * 6/2015 Anastassiades D26/93
D732,230 S * 6/2015 Anastassiades D26/93
D732,231 S * 6/2015 Anastassiades D26/93
D732,723 S * 6/2015 Anastassiades D26/93
D734,527 S * 7/2015 Anastassiades D26/93
D738,563 S * 9/2015 Martins D26/118
D740,479 S * 10/2015 Beno D26/118
D751,235 S * 3/2016 Sonneman D26/88
D754,909 S * 4/2016 Toft Hansen D26/88
D774,682 S * 12/2016 Chen D26/85
D793,131 S * 8/2017 Gazit D6/681.1
D802,825 S * 11/2017 Michael D26/93
D806,930 S * 1/2018 Santoro D26/90
D815,332 S * 4/2018 Santoro D26/90
D815,333 S * 4/2018 Santoro D26/90
D818,627 S * 5/2018 Santoro D26/90

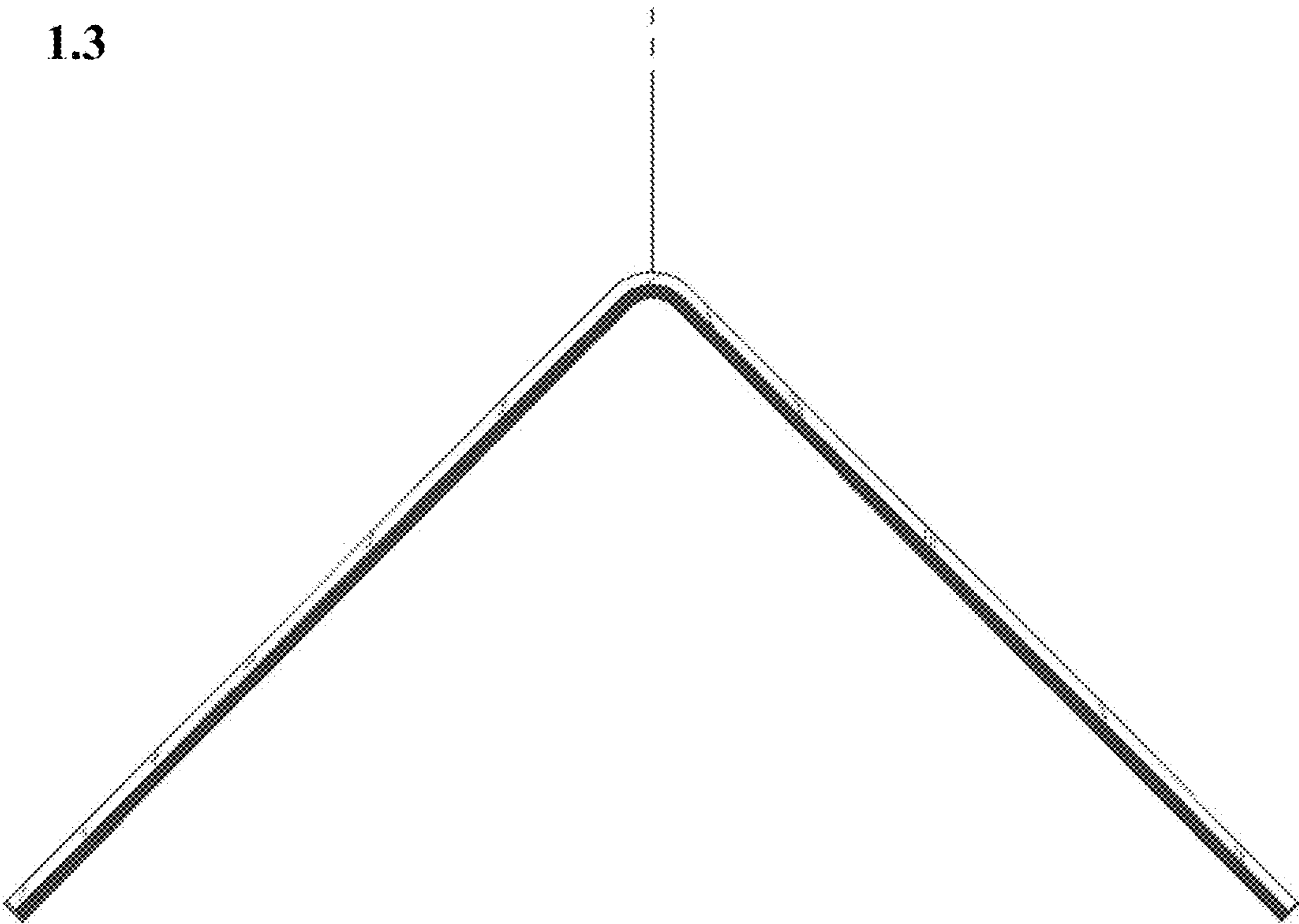
* cited by examiner




1.2



1.3



1.4



1.5



1.6



1.7

