



US00D866033S

(12) **United States Design Patent** (10) **Patent No.:** **US D866,033 S**  
**Fu** (45) **Date of Patent:** **\*\* Nov. 5, 2019**

(54) **SNOW GLOBE LANTERN**  
(71) Applicant: **RAZ IMPORTS, INC.**, Arlington, TX (US)  
(72) Inventor: **Chen Kong Fu**, Guangdong (CN)  
(73) Assignee: **RAZ IMPORTS, INC.**, Arlington, TX (US)

D429,359 S 8/2000 Chen  
D439,361 S 3/2001 Berry  
D451,620 S 12/2001 Chen  
D457,676 S \* 5/2002 Cheong ..... D26/67  
D466,243 S 11/2002 Chen  
D470,968 S 2/2003 Kuelbs et al.  
D482,479 S 11/2003 Kuelbs et al.  
6,675,513 B2 1/2004 Liao

(Continued)

(\*\*) Term: **15 Years**

FOREIGN PATENT DOCUMENTS

(21) Appl. No.: **29/663,870**

CN 302652731 11/2013  
DE 40700511 5/2007

(22) Filed: **Sep. 19, 2018**

*Primary Examiner* — Lakiya G Rogers

**Related U.S. Application Data**

*Assistant Examiner* — Carissa C Fitts

(63) Continuation of application No. 29/617,039, filed on Sep. 11, 2017, now Pat. No. Des. 839,463.

(74) *Attorney, Agent, or Firm* — Polsinelli PC

(51) **LOC (12) Cl.** ..... **26-05**

(57) **CLAIM**

(52) **U.S. Cl.**  
USPC ..... **D26/51**; D26/94

I claim the ornamental design for a snow globe lantern, as shown and described.

(58) **Field of Classification Search**

**DESCRIPTION**

USPC ..... D26/37–51, 24, 93, 94, 103–107, D26/110–112, 85, 87; D11/121, 122, D11/145, 155, 184  
CPC ..... F21L 2003/00; F21L 4/00; F21L 4/005; F21L 4/02; F21L 4/025; F21L 4/027; F21L 4/04; F21L 4/08; F21L 2005/00; F21L 7/00; F21L 11/00; F21L 13/00; F21L 13/04; F21L 13/08; F21L 14/02; F21L 17/00; F21L 19/00; F21L 25/00; F21S 6/00; F21S 6/002; F21V 1/00; F21V 1/02; F21V 21/02; F21V 1/12; F21V 1/22; F21V 1/18; F21W 2131/30

FIG. 1 is a perspective view of of a snow globe lantern; FIG. 2 is a front elevational view thereof; FIG. 3 is a rear elevational view thereof; FIG. 4 is a left side elevational view thereof; FIG. 5 is a right side elevational view thereof; FIG. 6 is a top plan view thereof; FIG. 7 is a bottom plan view thereof; and, FIG. 8 is a perspective, environmental view thereof illustrating an example where a scene is shown inside the lantern but disclaimed.

See application file for complete search history.


Dashed broken lines are for illustrating unclaimed portions of the snow globe lantern and/or for illustrating an environment related to the claimed design; the broken lines form no part of the claimed design. In FIG. 8, the interior of the snow globe lantern is illustrated for environmental purposes and forms no part of the claimed design.

(56) **References Cited**

**U.S. PATENT DOCUMENTS**

D309,796 S 8/1990 Koziol  
5,711,099 A 1/1998 Nesbit et al.

**1 Claim, 6 Drawing Sheets**



(56)

**References Cited**

U.S. PATENT DOCUMENTS

D534,676	S	1/2007	Chen	
D563,016	S	2/2008	Ho et al.	
D563,585	S	3/2008	Lee et al.	
D578,239	S *	10/2008	Milicia .....	D26/68
7,430,823	B1 *	10/2008	Chung .....	G09F 19/02 40/409
D634,242	S	3/2011	Sicarelli	
D646,833	S	10/2011	Chen	
D653,379	S	1/2012	Chen	
D653,380	S	1/2012	Chen	
D756,545	S *	5/2016	Goodsell .....	D26/9
9,797,557	B2 *	10/2017	White .....	F21L 27/00
D815,334	S	4/2018	Hu	
D839,463	S *	1/2019	Fu .....	D26/51

\* cited by examiner




FIG. 1




FIG. 2




FIG. 3




FIG. 4




FIG. 5

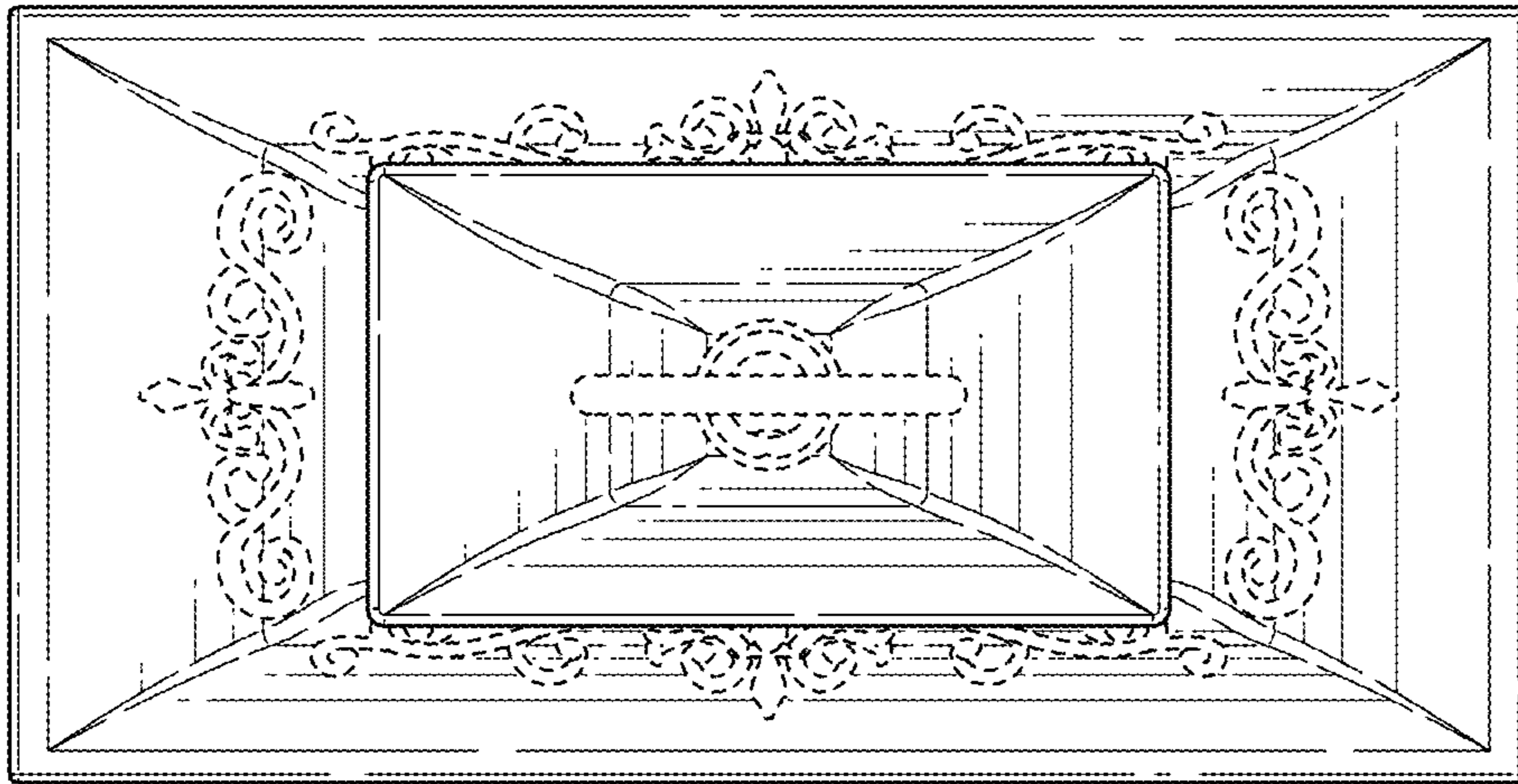


FIG. 6

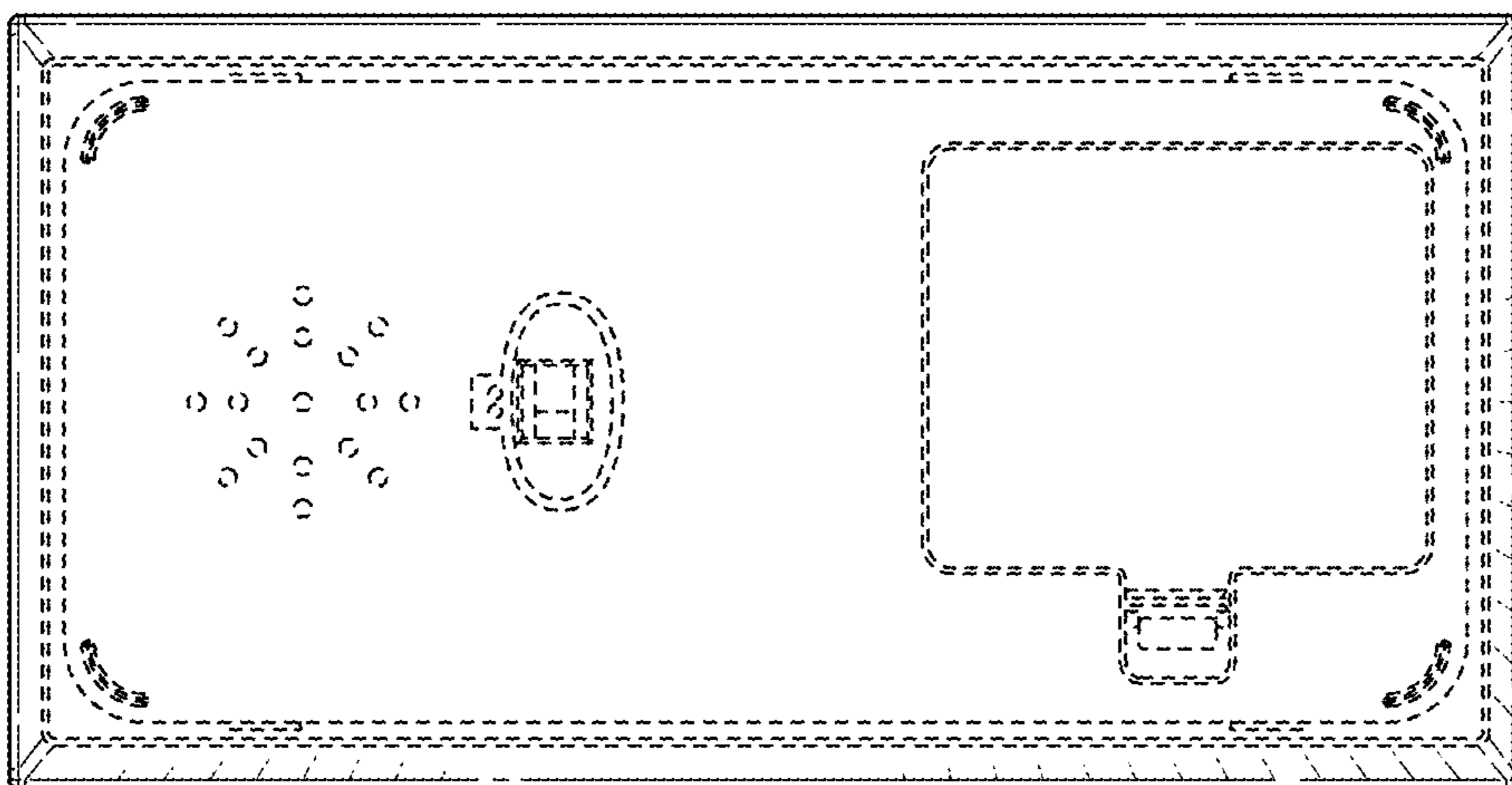


FIG. 7




FIG. 8