



US00D866009S

(12) **United States Design Patent** (10) **Patent No.:** **US D866,009 S**
Nye et al. (45) **Date of Patent:** **** Nov. 5, 2019**

(54) **BLOW-MOLDED PANEL WITH A PATTERN OF DEPRESSIONS**

(71) Applicant: **LIFETIME PRODUCTS, INC.,**
Clearfield, UT (US)

(72) Inventors: **S. Curtis Nye**, Clinton, UT (US); **Carl R. Stanford**, Clearfield, UT (US); **Wendell Peery**, Kaysville, UT (US); **Eric Olsen**, West Haven, UT (US); **Charles Monson**, Syracuse, UT (US); **Frank Clegg**, Fruit Heights, UT (US)

3,233,885 A 2/1966 Propst
3,845,574 A 11/1974 Majewski
D245,879 S * 9/1977 Morrison D25/161
4,351,313 A * 9/1982 Kern A47J 37/0713
126/39 J
4,495,725 A * 1/1985 Talbott A01G 9/0295
47/85
D329,297 S 9/1992 Smith
5,575,533 A 11/1996 Glance
5,619,832 A 4/1997 Myrvold
5,694,865 A * 12/1997 Raab A47B 3/08
108/161

(Continued)

(73) Assignee: **Lifetime Products, Inc.,** Clearfield, UT (US)

(**) Term: **15 Years**

(21) Appl. No.: **29/594,835**

(22) Filed: **Feb. 22, 2017**

(51) **LOC (12) Cl.** **25-01**

(52) **U.S. Cl.**
USPC **D25/138; D25/163**

(58) **Field of Classification Search**
USPC D25/138, 139, 140, 141, 142, 143, 144, D25/157, 158, 159, 160, 161, 162, 163; 264/454; 428/119, 120, 141, 147, 156, 428/158, 159, 163, 166, 167, 174, 178, 428/179, 183; D6/641, 675, 685, 686, D6/691, 703.4, 707.17; D21/334, 335, D21/397, 799.2

CPC ... E04C 2/20; E04C 2/205; E04C 2/30; E04C 2002/3411-3466; B29C 2049/0036; B29C 2049/0068; B29C 49/02; B29C 49/0047; Y10T 428/24174

See application file for complete search history.

(56) **References Cited**

U.S. PATENT DOCUMENTS

D112,568 S * 12/1938 Skolnik D25/160
2,796,946 A * 6/1957 Kulmann C04B 28/14
106/711

OTHER PUBLICATIONS

U.S. Appl. No. 15/439,842, filed Feb. 22, 2017, Nye, et al.

(Continued)

Primary Examiner — Kevin K Rudzinski

Assistant Examiner — Kimberly Barnes

(74) *Attorney, Agent, or Firm* — Maschoff Brennan

(57) **CLAIM**

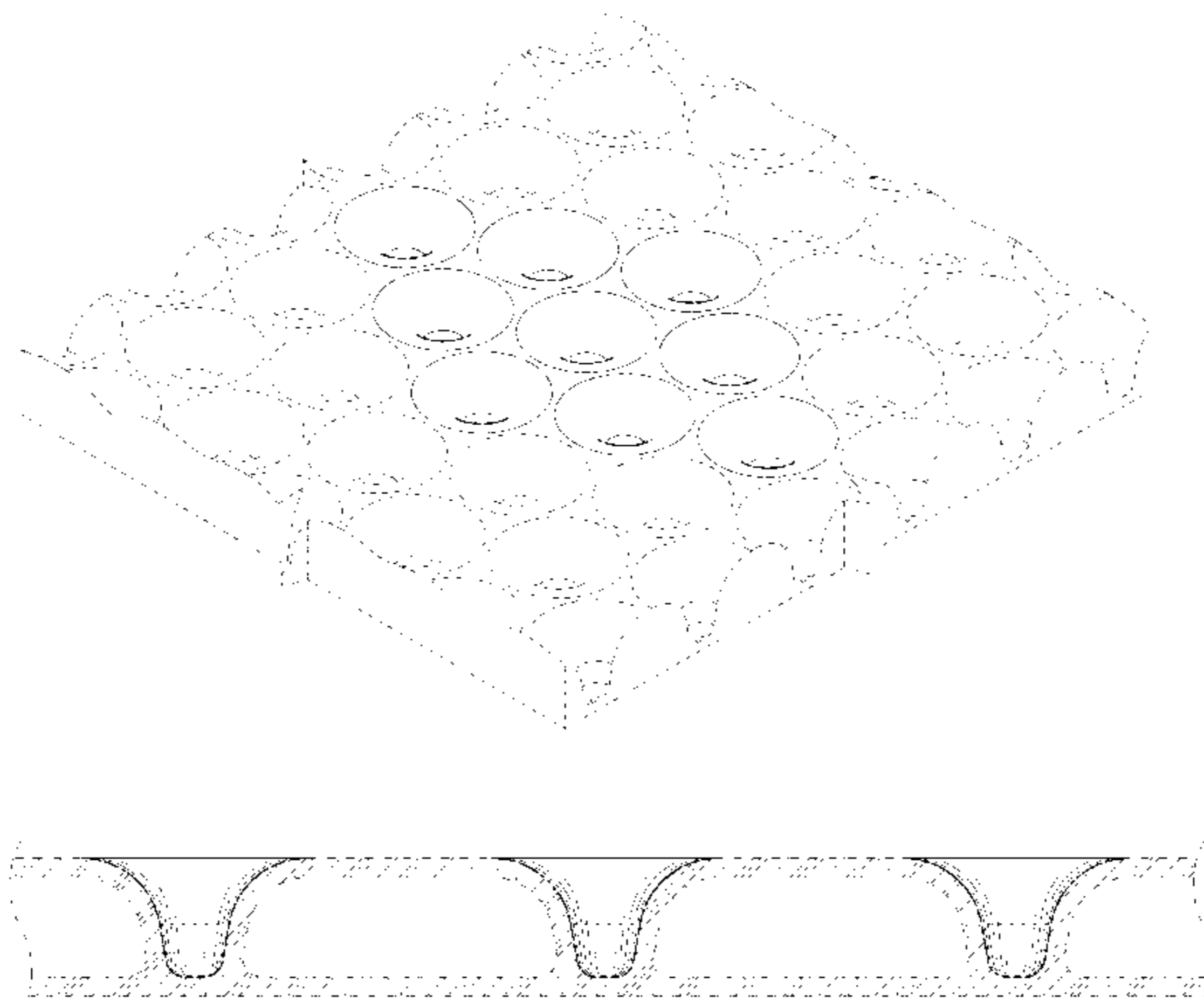
The ornamental design for a blow-molded panel with a pattern of depressions, as shown and described.

DESCRIPTION

FIG. 1 is an upper perspective view of a blow-molded panel with a pattern of depressions showing our new design; FIG. 2 is a top plan view thereof; and, FIG. 3 is an enlarged cross-sectional side view thereof taken along line 3-3 in FIG. 2.

The broken lines in the drawings depict portions of the blow-molded panel with a pattern of depressions that form no part of the claimed design.

1 Claim, 3 Drawing Sheets



(56)

References Cited

U.S. PATENT DOCUMENTS

5,983,807 A * 11/1999 Tarnay A47B 3/0912
108/131
6,099,940 A * 8/2000 Hamilton B05D 1/28
156/196
6,666,152 B2 * 12/2003 Tsai A47B 3/0912
108/129
6,672,016 B2 1/2004 Janesky
6,756,090 B1 6/2004 Westerlund
6,877,810 B2 4/2005 Haney et al.
6,883,873 B2 4/2005 Haney et al.
7,069,865 B2 7/2006 Strong et al.
7,111,563 B2 9/2006 Strong
7,160,215 B2 1/2007 Mower
7,210,277 B2 5/2007 Steed et al.
D574,974 S * 8/2008 Friessnegg D25/163
7,475,643 B2 * 1/2009 Haney A47B 3/087
108/129
7,691,014 B2 * 4/2010 Nye A63B 63/083
473/479
7,707,948 B2 * 5/2010 Lin A47B 3/08
108/115
D619,273 S * 7/2010 Bao D25/163
7,806,546 B2 * 10/2010 Hsu G02B 5/0231
349/64
7,810,291 B2 10/2010 McPherson
8,342,107 B2 1/2013 Mower et al.
8,578,865 B2 11/2013 Haney et al.
8,622,007 B2 1/2014 Peery et al.
D700,465 S * 3/2014 Johnson D6/707.19
8,746,155 B2 6/2014 Haney et al.
9,149,111 B1 10/2015 Lin

D771,841 S * 11/2016 Chang D25/138
D774,808 S * 12/2016 Lin D6/691
9,526,342 B2 * 12/2016 Thuma B29C 49/0031
D777,486 S * 1/2017 Lin D6/691
9,867,458 B2 * 1/2018 Leng A47B 13/08
10,144,582 B2 * 12/2018 Ebnother B65D 90/028
2005/0108918 A1 5/2005 Franceschini
2005/0168041 A1 * 8/2005 Glance B60N 2/68
297/452.18
2006/0194027 A1 * 8/2006 Pourdeyhimi B29C 51/004
428/179
2006/0230989 A1 10/2006 Haney et al.
2007/0144046 A1 * 6/2007 Hardt, II B43L 1/00
40/605
2008/0118710 A1 * 5/2008 Hsu B29C 45/1635
428/156
2008/0137334 A1 6/2008 Hsu
2008/0166524 A1 7/2008 Skaja
2017/0238698 A1 8/2017 Nye et al.

OTHER PUBLICATIONS

U.S. Appl. No. 29/504,832, filed Feb. 22, 2017, Nye, et al.
U.S. Appl. No. 29/594,833, filed Feb. 22, 2017, Nye, et al.
U.S. Appl. No. 29/594,831, filed Feb. 22, 2017, Nye, et al.
Office Action from Design U.S. Appl. No. 29/594,831 dated Dec. 14, 2018.
Office Action from Design U.S. Appl. No. 29/594,832 dated Dec. 14, 2018.
Office Action from Design U.S. Appl. No. 29/594,833 dated Dec. 14, 2018.

* cited by examiner

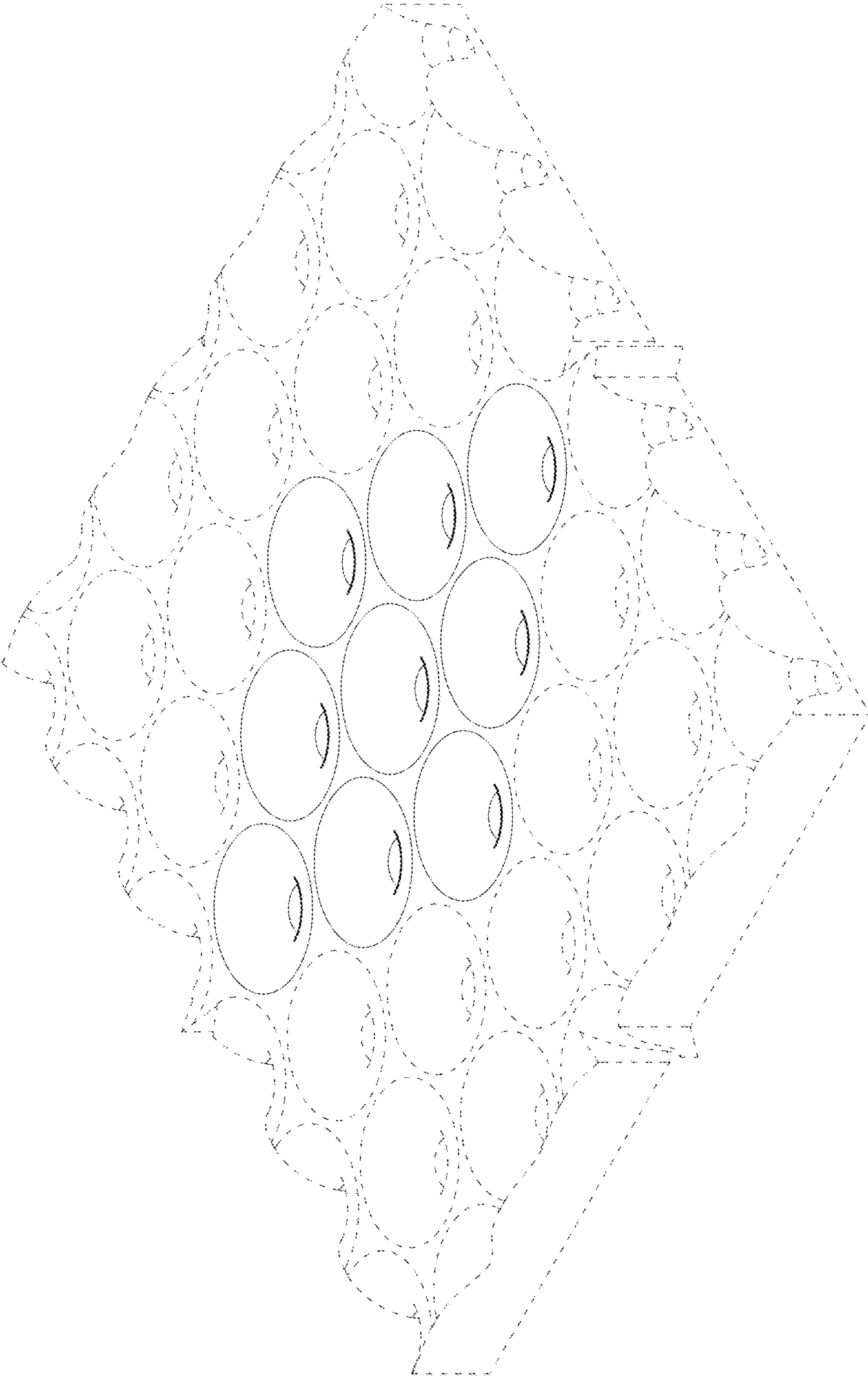


FIG. 1




FIG. 2

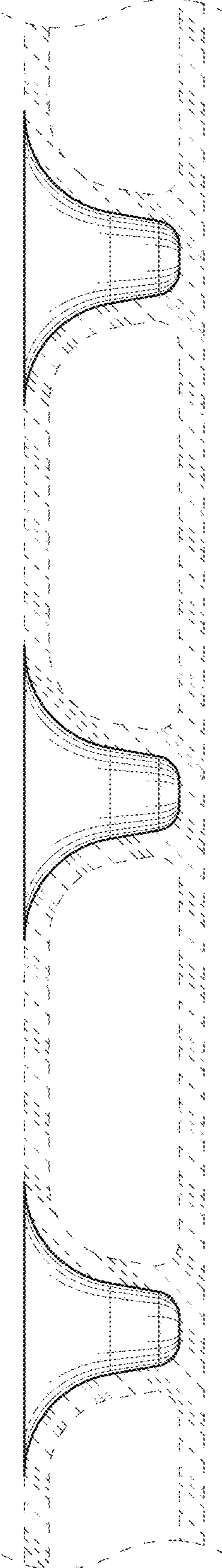


FIG. 3