

US00D866002S

(12) **United States Design Patent**
Gouge et al.

(10) **Patent No.:** **US D866,002 S**

(45) **Date of Patent:** **** Nov. 5, 2019**

(54) **DOOR**

(71) Applicant: **Masonite Corporation**, Tampa, FL
(US)

(72) Inventors: **Timothy D. Gouge**, Elgin, IL (US);
Rahul Sharma, New Delhi (IN)

(73) Assignee: **Masonite Corporation**, Tampa, FL
(US)

(**) Term: **15 Years**

(21) Appl. No.: **29/636,089**

(22) Filed: **Feb. 6, 2018**

Related U.S. Application Data

(62) Division of application No. 29/551,574, filed on Jan. 14, 2016, now Pat. No. Des. 809,670.

(51) **LOC (12) Cl.** **25-02**

(52) **U.S. Cl.**
USPC **D25/48.3**

(58) **Field of Classification Search**
USPC D25/48.1, 48.3, 138
CPC .. E06B 1/006; E06B 1/524; E06B 2003/7048;
E06B 3/7001; E06B 3/7017; E04C 2/36
See application file for complete search history.

(56) **References Cited**

U.S. PATENT DOCUMENTS

6,615,558 B2 * 9/2003 Libby E06B 1/524
52/204.59
D555,806 S * 11/2007 Berryman D25/48.3

D575,420 S * 8/2008 Mock D25/138
D615,213 S * 5/2010 Yen D25/48.3
D627,484 S * 11/2010 Walsh D25/48.3
D652,151 S * 1/2012 Walsh D25/48.3
D809,670 S * 2/2018 Gouge D25/48.3

FOREIGN PATENT DOCUMENTS

CN 3370491 5/2004
EM 000537261-0003 6/2006
WO D047054-009 5/1999
WO D050615-002 4/2000

OTHER PUBLICATIONS

Brochure "Masonite the beautiful door", MIC09403_IntlBrochure.indd, Dec. 13, 2011, p. 15.

* cited by examiner

Primary Examiner — Leanne Was-Englehart

(74) *Attorney, Agent, or Firm* — Berenato & White, LLC

(57) **CLAIM**

The ornamental design for a door, as shown and described.

DESCRIPTION

FIG. 1 is a perspective view of a first version of our door; FIG. 2 is an elevational view of the door of FIG. 1; FIG. 3 is a perspective view of a second version of our door; FIG. 4 is an elevational view of the door of FIG. 3; FIG. 5 is a perspective view of a third version of our door; FIG. 6 is an elevational view of the door of FIG. 5; FIG. 7 is a perspective view of a fourth version of our door; and, FIG. 8 is an elevational view of the door of FIG. 7.

1 Claim, 8 Drawing Sheets


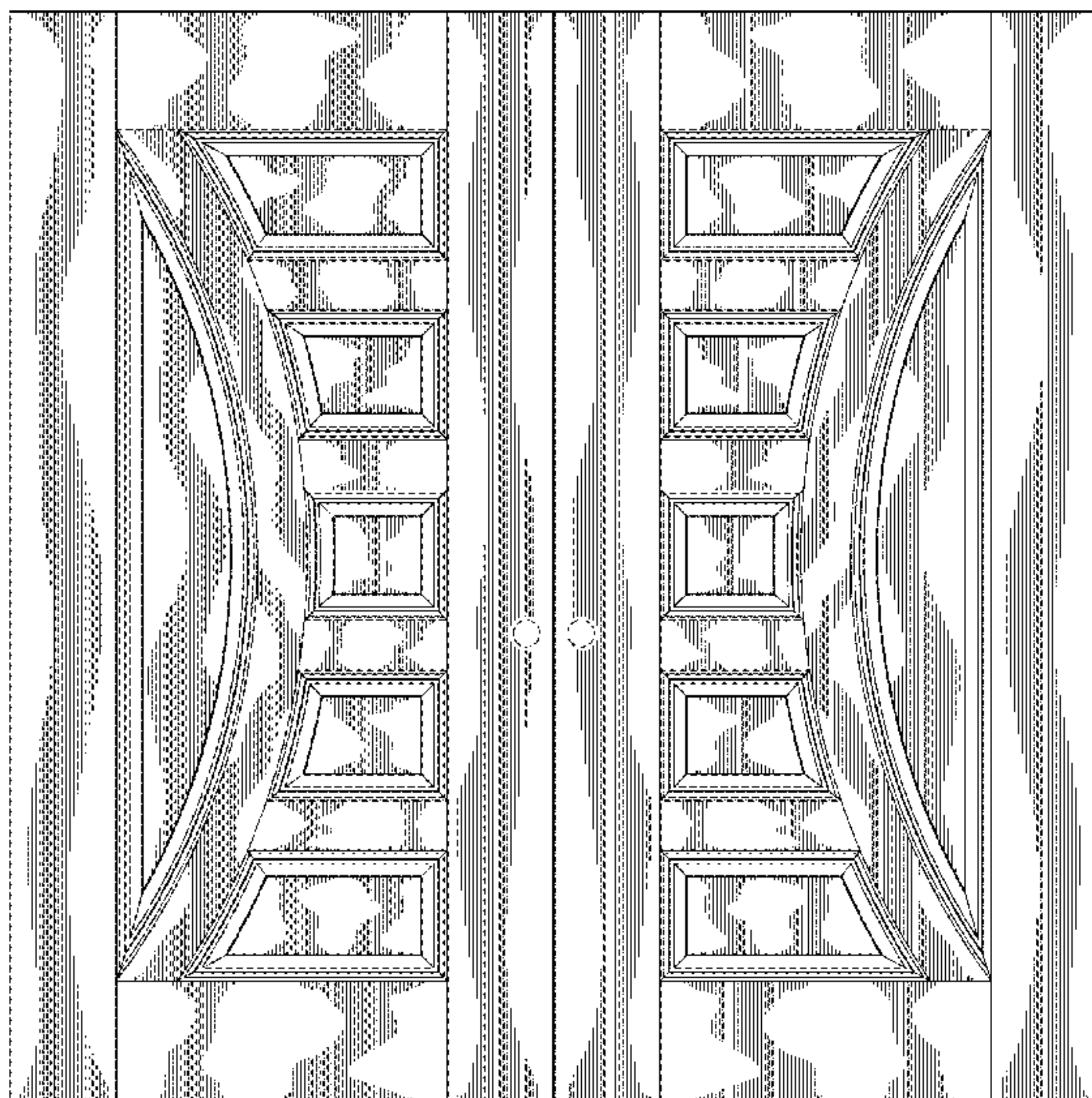


FIG. 1

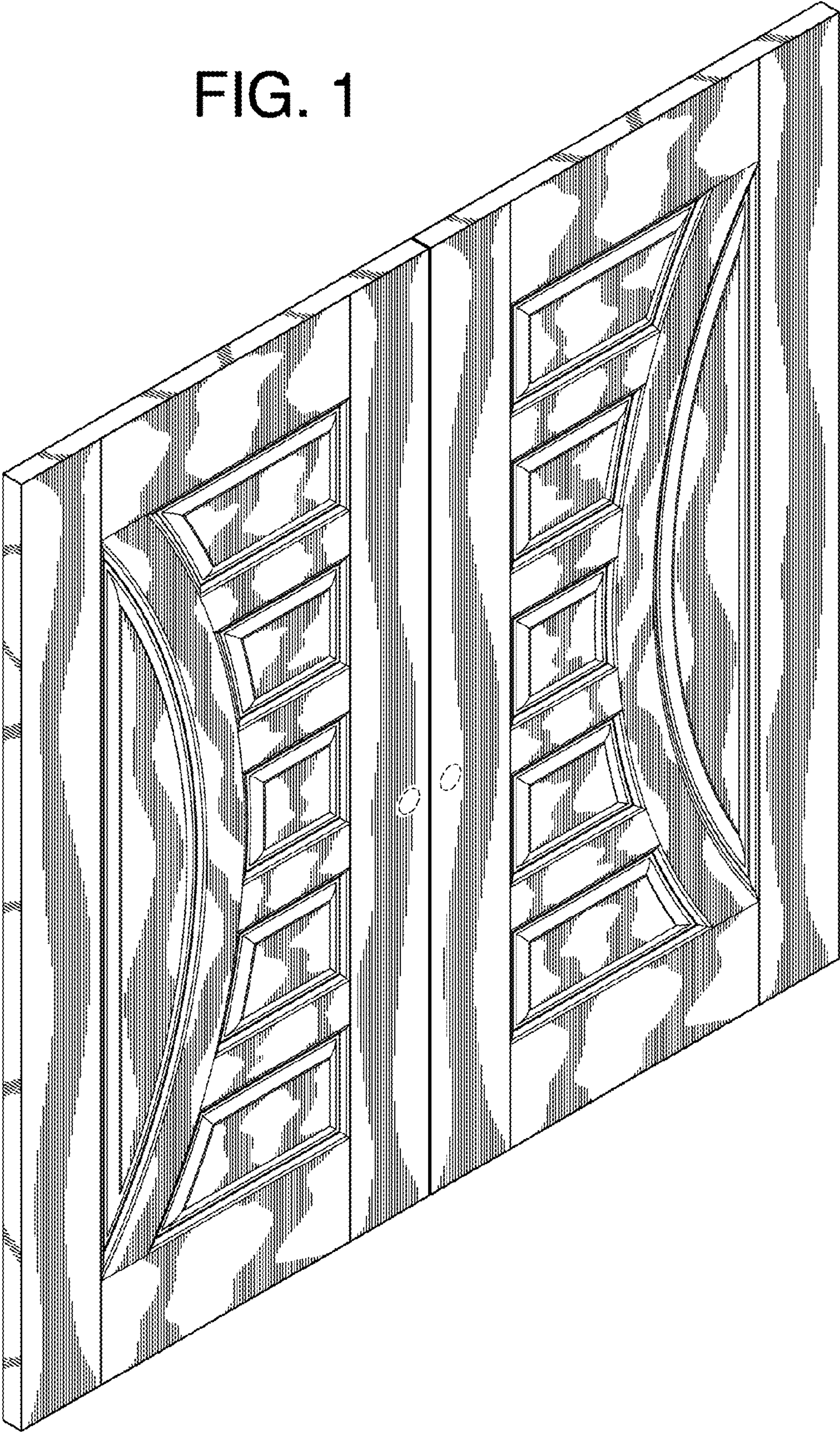


FIG. 2




FIG. 3




FIG. 4




FIG. 5

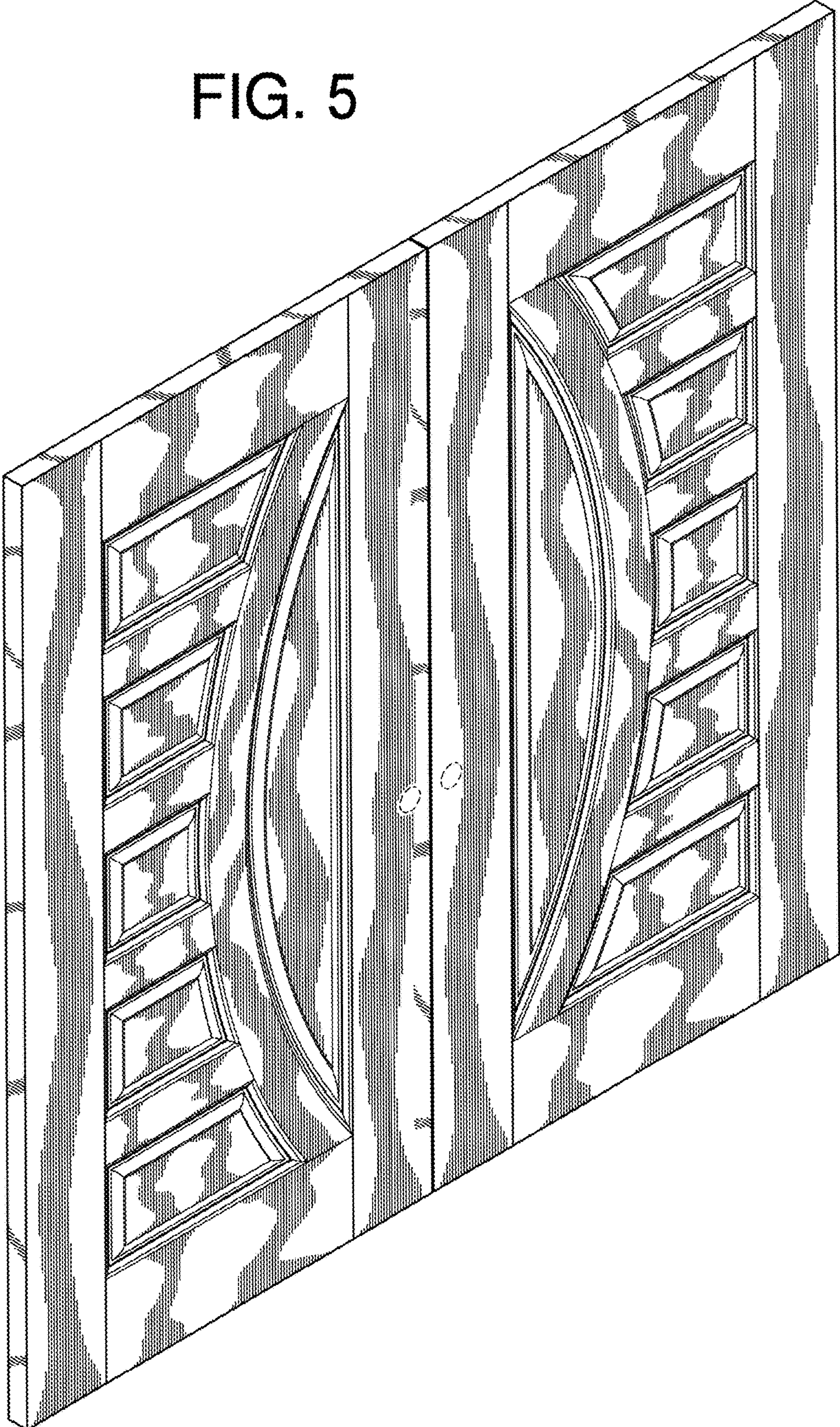


FIG. 6

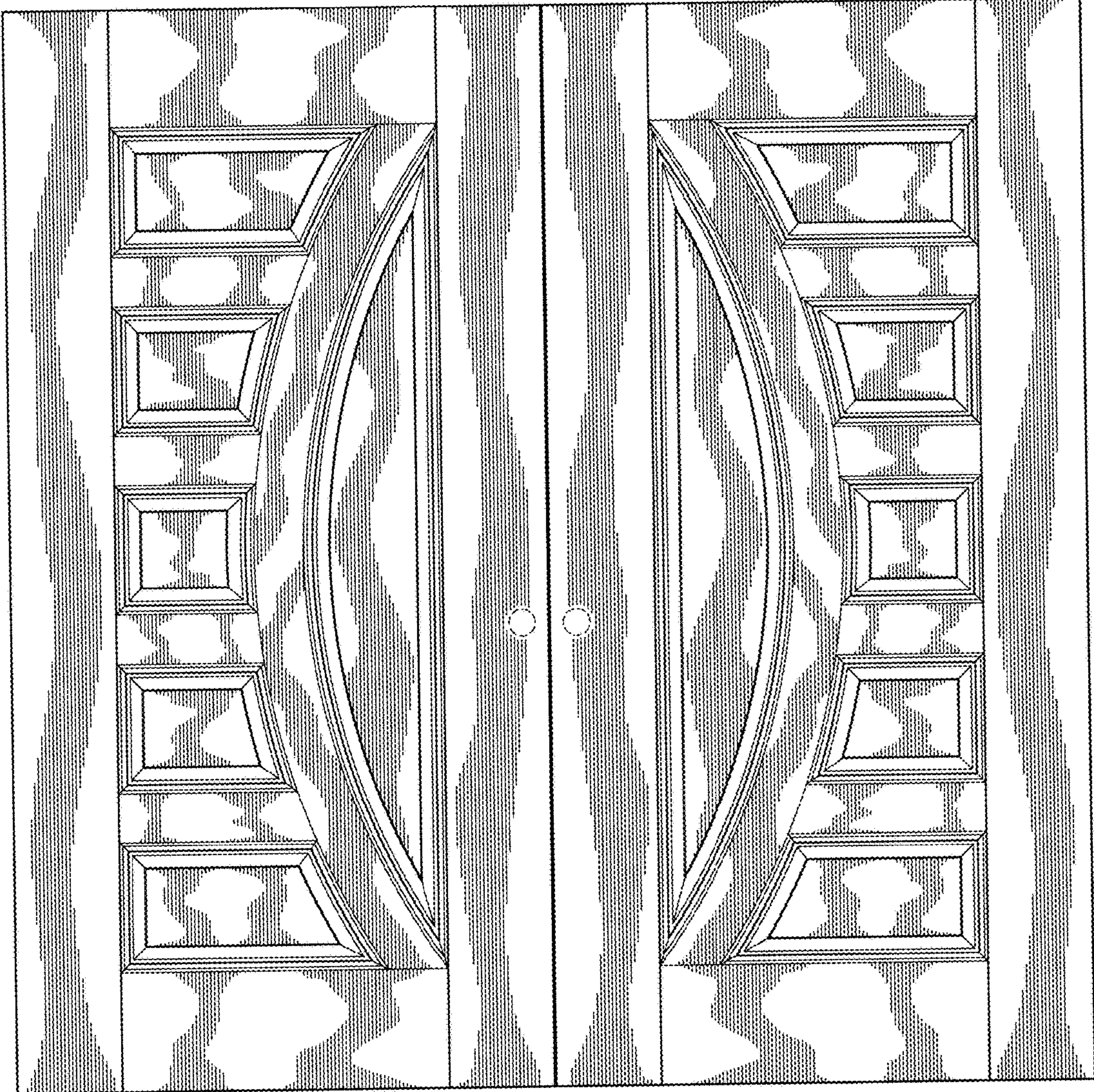


FIG. 7




FIG. 8

