



US00D865994S

(12) **United States Design Patent** (10) **Patent No.:** **US D865,994 S**  
**Livingston et al.** (45) **Date of Patent:** **\*\* Nov. 5, 2019**

(54) **SAMPLE CONTAINER RACK**  
(71) Applicant: **Becton, Dickinson and Company,**  
Franklin Lakes, NJ (US)

D411,308 S 6/1999 Pandey et al.  
D414,271 S \* 9/1999 Mendoza ..... D24/224  
D448,854 S 10/2001 Kuiper et al.  
(Continued)

(72) Inventors: **Dwight Livingston,** Fallston, MD (US);  
**Michael T. VanSickler,** Columbia, MD  
(US)

**OTHER PUBLICATIONS**

U.S. Appl. No. 29/554,962, filed Feb. 17, 2016, titled "Sample  
Container Rack".

(73) Assignee: **Becton, Dickinson and Company,**  
Franklin Lakes, NJ (US)

(Continued)

(\*\*) Term: **15 Years**

*Primary Examiner* — Manpreet S Matharu  
*Assistant Examiner* — Rebecca Tsehaye  
(74) *Attorney, Agent, or Firm* — Lerner, David,  
Littenberg, Krumholz & Mentlik, LLP

(21) Appl. No.: **29/664,770**

(22) Filed: **Sep. 27, 2018**

(57) **CLAIM**

The ornamental design for a sample container rack, as  
shown and described.

**Related U.S. Application Data**

**DESCRIPTION**

(62) Division of application No. 29/554,966, filed on Feb.  
17, 2016, now Pat. No. Des. 836,794.

(51) **LOC (12) Cl.** ..... **24-02**

(52) **U.S. Cl.**  
USPC ..... **D24/227**

(58) **Field of Classification Search**  
USPC ..... D24/224, 216, 217, 219, 225–229,  
D24/230–232; D9/755–758; 211/126.1;  
422/549–553, 558, 916; 435/288.1,  
435/288.4, 304.1

The present application is also related to U.S. Design patent  
application Ser. No. 29/554,962, also entitled Sample Con-  
tainer Rack and filed on Feb. 17, 2016, as well as U.S.  
Design patent application Ser. No. 29/554,968, also entitled  
Sample Container Rack and filed on Feb. 17, 2016, the  
disclosures all of which are incorporated herein by refer-  
ence.

CPC .... B01L 9/06; B01L 9/065; B01L 3/00; B01L  
3/14; B01L 3/50

See application file for complete search history.

FIG. 1 is a front perspective view of a sample container rack  
according to our design;  
FIG. 2 is a front elevation view thereof;  
FIG. 3 is a rear elevation view thereof;  
FIG. 4 is a left side elevation view thereof;  
FIG. 5 is a right side elevation view thereof;  
FIG. 6 is a top plan view thereof; and,  
FIG. 7 is a bottom plan view thereof.

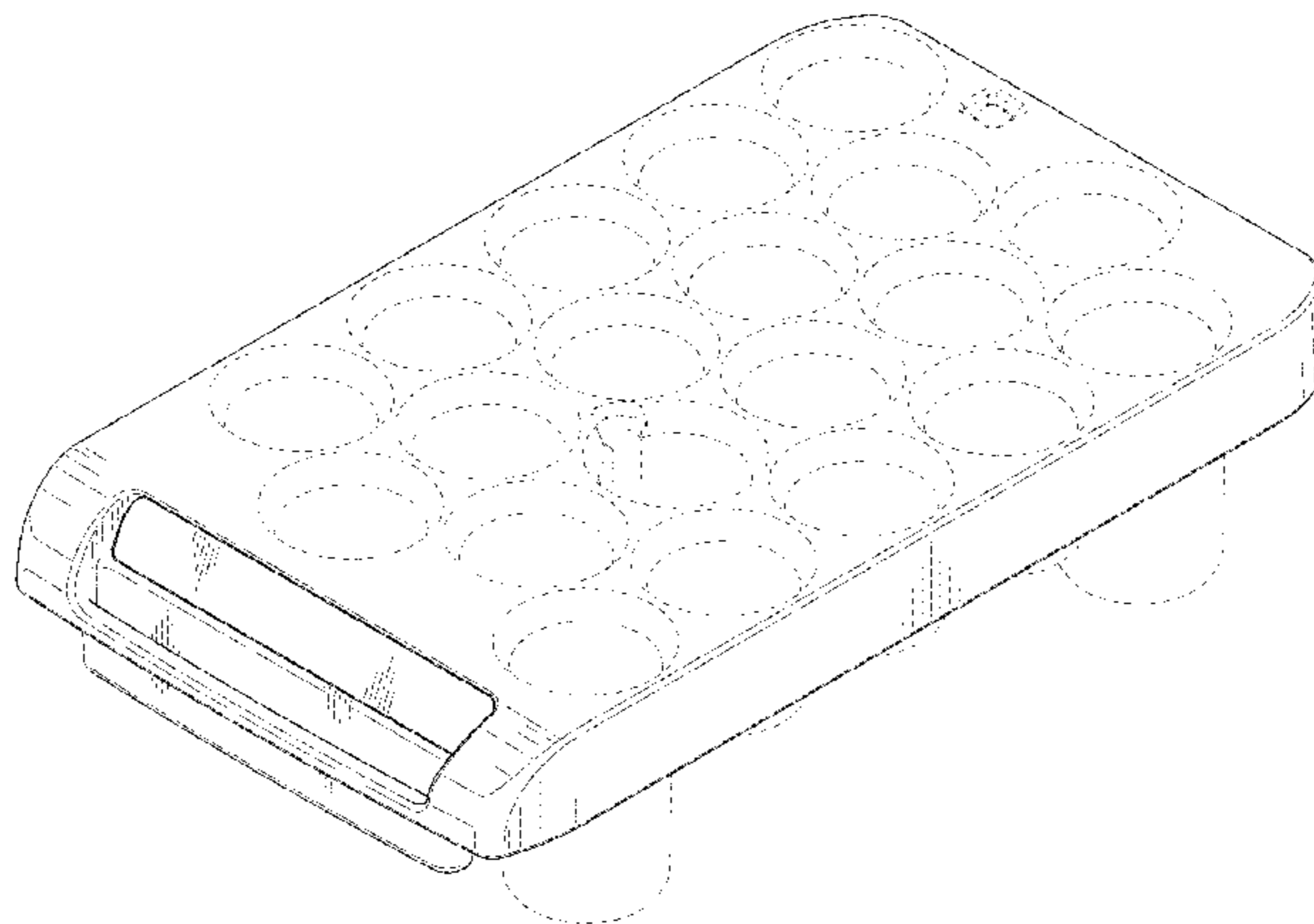
(56) **References Cited**

**U.S. PATENT DOCUMENTS**

D245,118 S 7/1977 Heaton  
4,389,374 A 6/1983 Sutton et al.  
4,963,493 A 10/1990 Daftsios  
D339,869 S \* 9/1993 Schea, III ..... D24/224  
5,508,005 A 4/1996 Mathus  
D402,411 S \* 12/1998 Radler ..... D28/61

The broken lines illustrate unclaimed environmental struc-  
ture and form no part of the claimed design. The dash-dot-  
lines are boundary lines that form no part of the claimed  
design.

**1 Claim, 5 Drawing Sheets**



(56)

References Cited

U.S. PATENT DOCUMENTS

D587,109 S \* 2/2009 Lyon ..... D9/737  
D629,122 S 12/2010 Karpiloff  
D639,447 S 6/2011 Karpiloff  
8,142,740 B2 3/2012 Self et al.  
D699,371 S 2/2014 Williams et al.  
D709,323 S 7/2014 Brown  
D710,024 S 7/2014 Guo  
8,808,650 B1 8/2014 Iqbal et al.  
D734,867 S 7/2015 Smeja  
D739,680 S 9/2015 Smeja  
D767,164 S 9/2016 Schimmel et al.  
D792,735 S \* 7/2017 Henry ..... D7/357  
D812,243 S \* 3/2018 Johns ..... D24/227  
D832,454 S \* 10/2018 Livingston ..... D24/224  
D836,794 S \* 12/2018 Livingston ..... D24/224  
D836,795 S \* 12/2018 Livingston ..... D24/224  
2014/0140804 A1 \* 5/2014 Focke ..... B01L 9/06  
414/801

OTHER PUBLICATIONS

U.S. Appl. No. 29/664,950 filed Sep. 28, 2018, titled "Sample Container Rack".  
U.S. Appl. No. 29/664,939 filed Sep. 28, 2018, titled "Sample Container Rack".  
U.S. Appl. No. 29/554,968 filed Feb. 17, 2016, titled "Sample Container Rack".  
U.S. Appl. No. 29/664,772 filed Sep. 27, 2018, titled "Sample Container Rack".

\* cited by examiner

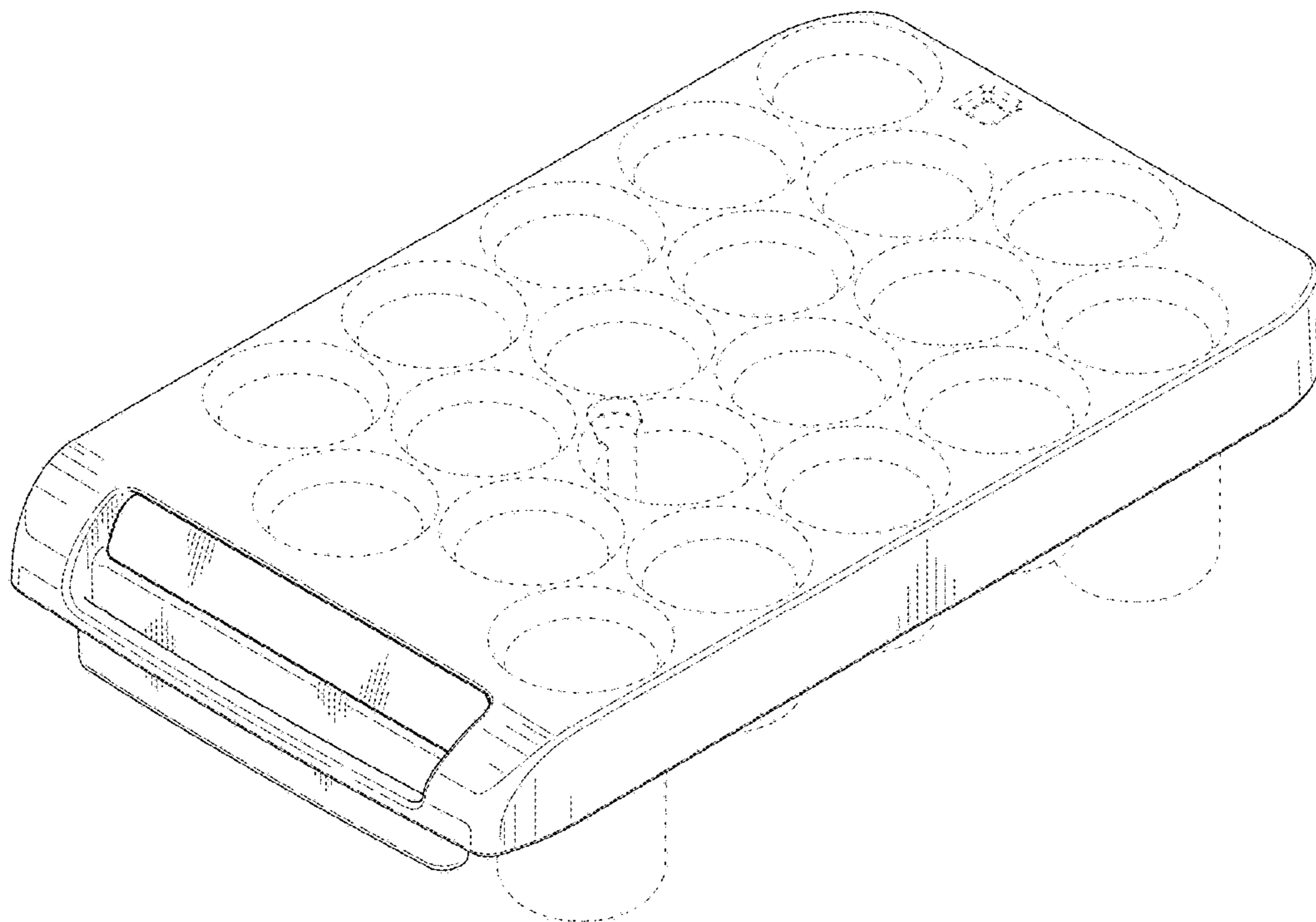


FIG. 1

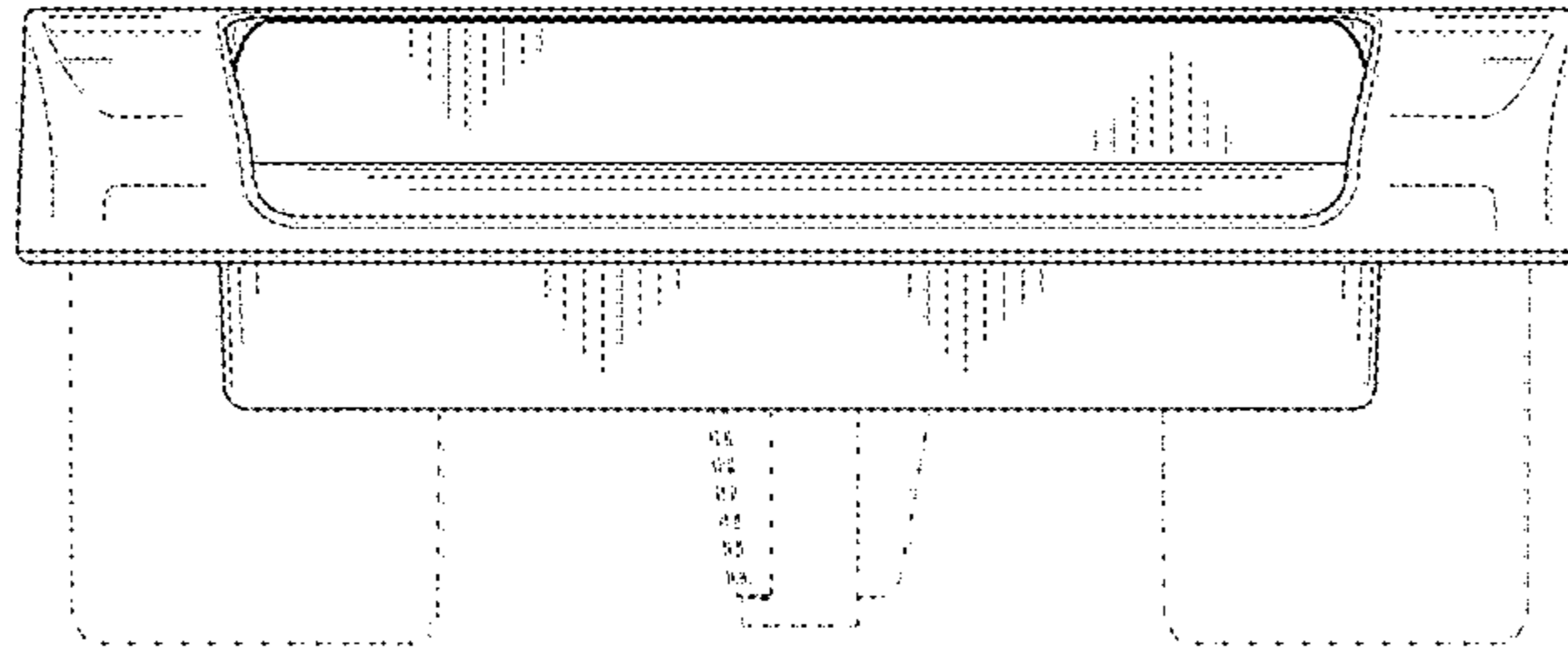


FIG. 2

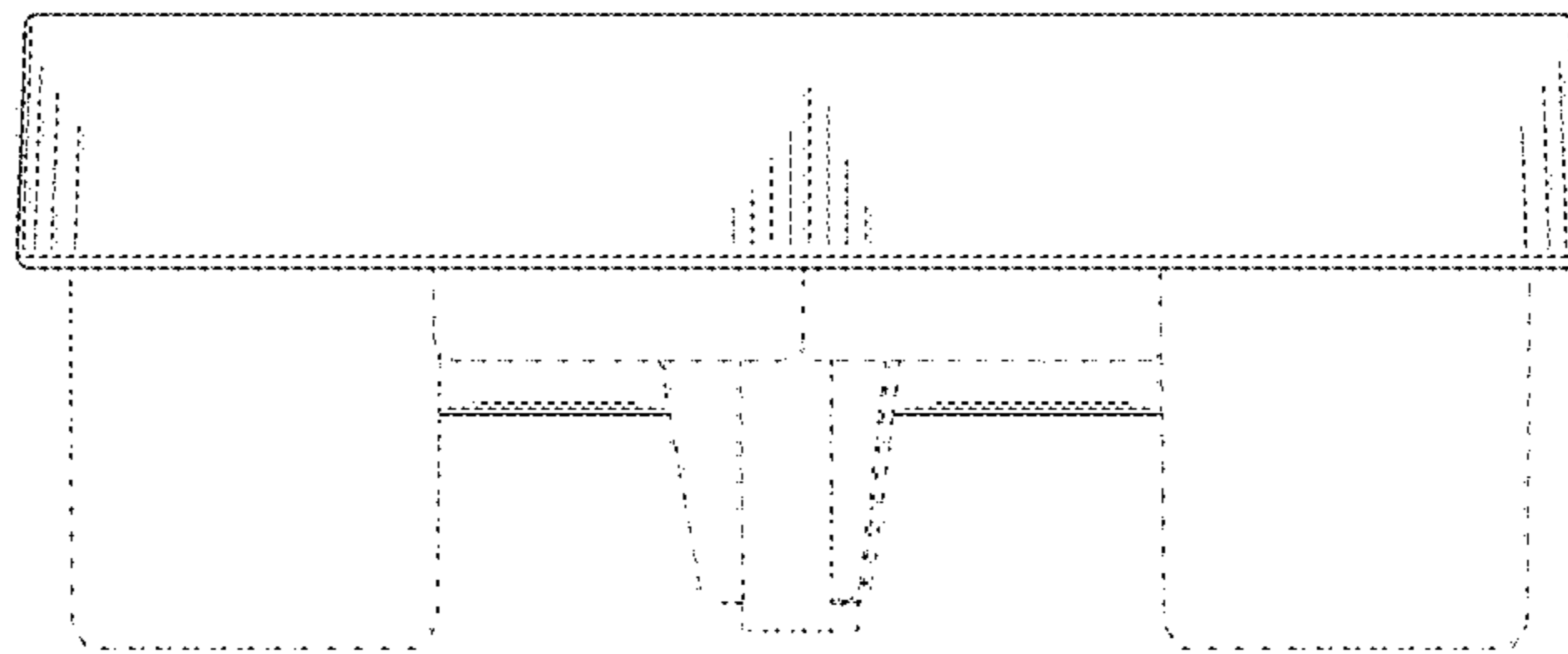


FIG. 3

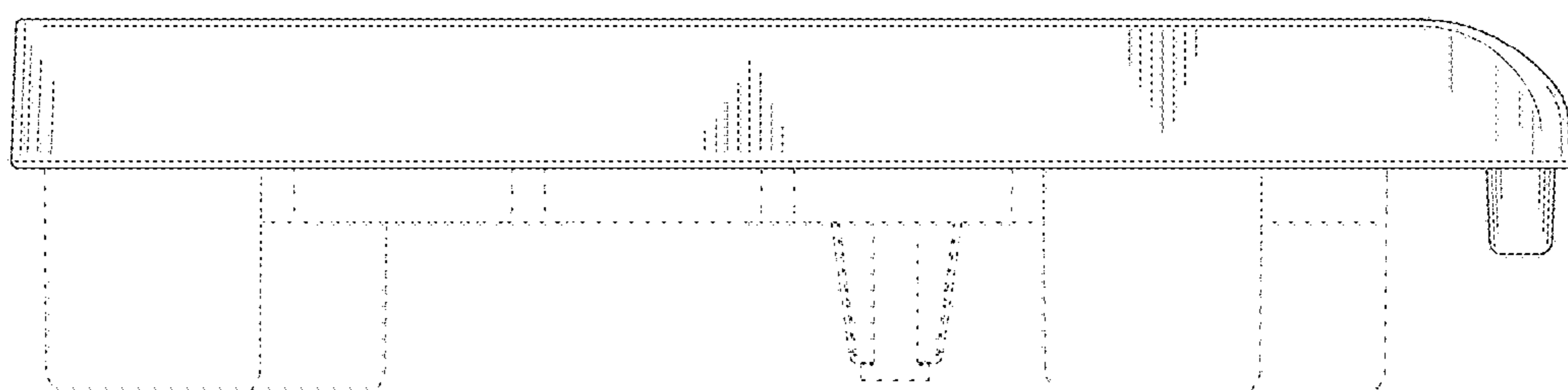


FIG. 4

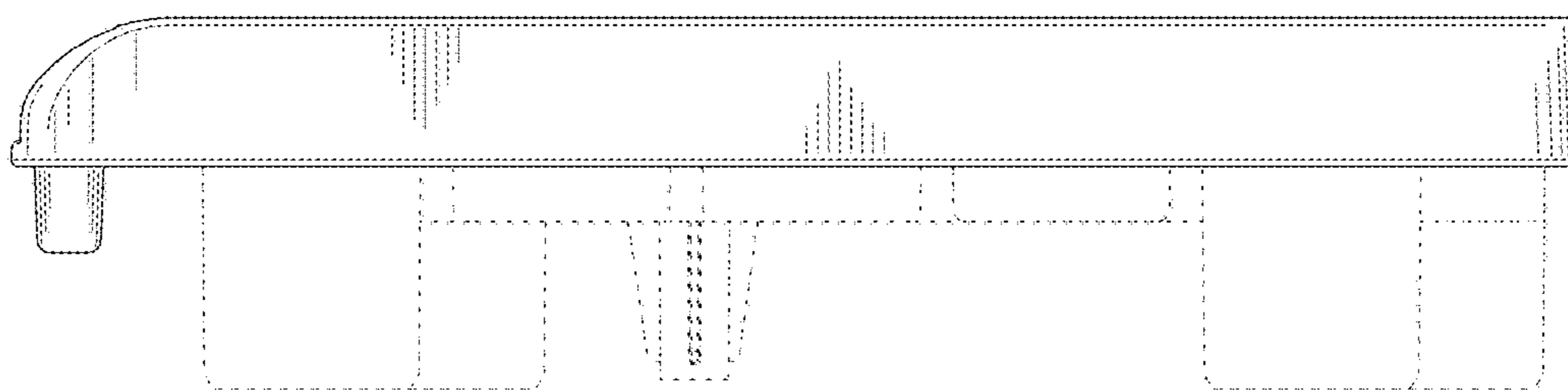


FIG. 5




FIG. 6




FIG. 7