



US00D865986S

(12) **United States Design Patent** (10) **Patent No.:** **US D865,986 S**
Cryan et al. (45) **Date of Patent:** **** Nov. 5, 2019**

(54) **TRANSCUTANEOUS ELECTRICAL NERVE STIMULATION DEVICE STRAP**

D255,938 S 7/1980 Hawke et al.
D263,869 S * 4/1982 Sumiyasu D24/211
4,419,998 A 12/1983 Heath

(Continued)

(71) Applicant: **Neurometrix, Inc.**, Waltham, MA (US)

FOREIGN PATENT DOCUMENTS

(72) Inventors: **Marc Cryan**, Maynard, MA (US);
Bonniejean Boettcher, Maynard, MA (US); **Elizabeth P. Goodrich**,
Roslindale, MA (US); **Evan Williams**,
Boston, MA (US)

CN 1919139 A 2/2007
CN 101626804 1/2010

(Continued)

(73) Assignee: **Neurometrix, Inc.**, Waltham, MA (US)

OTHER PUBLICATIONS

(**) Term: **15 Years**

Amazon, "Quell Wearable Pain Relief Technology Starter Kit", Oct. 18, 2017. https://www.amazon.com/Quell-Wearable-Relief-Technology-Starter/dp/B075YVCLZT/ref=cm_cr_arp_d_product_top?ie=UTF8. Shown on p. 1. (Year: 2017).*

(Continued)

(21) Appl. No.: **29/618,444**

(22) Filed: **Sep. 21, 2017**

(51) **LOC (12) Cl.** **28-03**

(52) **U.S. Cl.**
USPC **D24/214**

(58) **Field of Classification Search**
USPC D14/138 AA, 217, 218, 248, 496;
D24/200, 211, 212, 213, 214, 215;
601/19, 27, 28, 29, 30, 31, 32, 46, 47, 48,
601/52, 99, 135, 137, DIG. 12, DIG. 14,
601/DIG. 15, DIG. 16, DIG. 17; D3/201,
D3/218, 303; D21/683, 684, 685, 694
CPC A61H 7/003; A61H 7/001; A61H
2201/0157; A63B 21/0552; A63B 21/151
See application file for complete search history.

Primary Examiner — Cynthia Ramirez
Assistant Examiner — Michael A Maharajh
(74) *Attorney, Agent, or Firm* — Pandiscio & Pandiscio

(57) **CLAIM**

The ornamental design for a transcutaneous electrical nerve stimulation device strap, as shown and described.

DESCRIPTION

FIG. 1 is a front perspective view of a transcutaneous electrical nerve stimulation device strap, showing our new design;

FIG. 2 is a front view thereof;

FIG. 3 is a rear view thereof;

FIG. 4 is a top view of thereof;

FIG. 5 is a bottom view thereof;

FIG. 6 is a right side view thereof; and,

FIG. 7 is a left side view thereof.

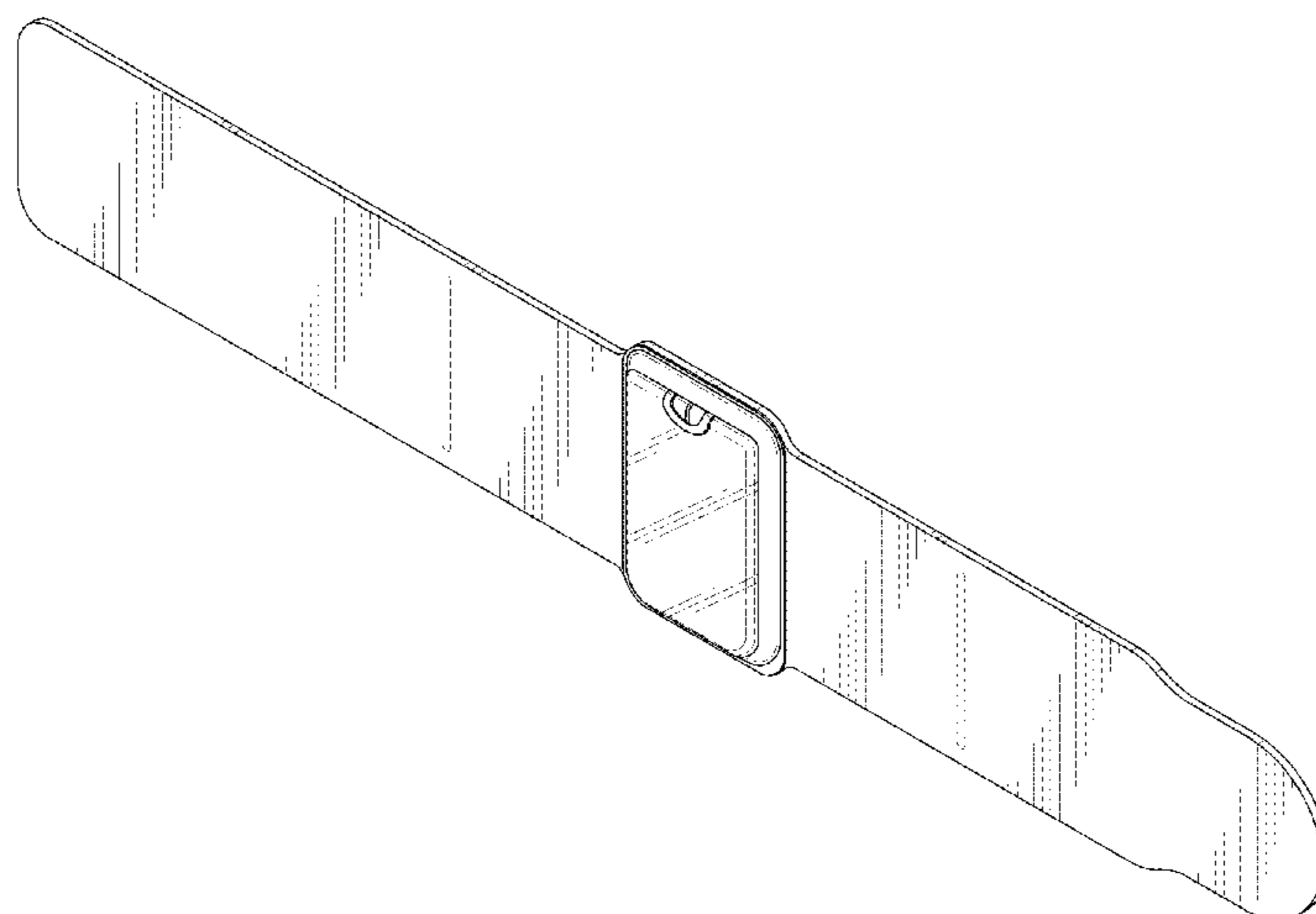
The broken lines shown in the figures are for the purposes of illustrating portions of the transcutaneous electrical nerve stimulation device strap, which form no part of the claimed design.

(56) **References Cited**

U.S. PATENT DOCUMENTS

1,741,962 A * 12/1929 Theodoropoulos A47K 7/022
601/137
2,327,874 A 8/1943 Jong
D243,417 S 2/1977 Allen et al.
4,033,356 A 7/1977 Hara
4,121,573 A 10/1978 Crovella et al.

1 Claim, 4 Drawing Sheets



(56)

References Cited

U.S. PATENT DOCUMENTS

2006/0085049 A1 4/2006 Cory et al.
 2006/0095088 A1 5/2006 De Ridder
 2006/0173507 A1 8/2006 Mrva et al.
 2006/0190057 A1 8/2006 Reese
 2007/0041507 A1 2/2007 Kendall et al.
 2007/0060922 A1 3/2007 Dreyfuss
 2007/0129771 A1 6/2007 Kurtz et al.
 2007/0149892 A1 6/2007 Guldalian
 2007/0185409 A1 8/2007 Wu et al.
 2007/0219441 A1 9/2007 Carlin et al.
 2007/0276449 A1 11/2007 Gunter et al.
 2008/0077192 A1 3/2008 Harry et al.
 2008/0146980 A1 6/2008 Rousso et al.
 2008/0147143 A1 6/2008 Popovic et al.
 2008/0147146 A1 6/2008 Wahlgren et al.
 2008/0288026 A1 11/2008 Cross et al.
 2008/0306400 A1 12/2008 Takehara
 2008/0312551 A1 12/2008 Fadem
 2008/0312709 A1 12/2008 Volpe et al.
 2009/0030476 A1 1/2009 Hargrove
 2009/0105795 A1 4/2009 Minogue et al.
 2009/0112214 A1 4/2009 Philippon et al.
 2009/0131993 A1 5/2009 Rousso et al.
 2009/0209840 A1 8/2009 Axelgaard
 2009/0240303 A1 9/2009 Wahlstrand et al.
 2009/0264789 A1 10/2009 Molnar et al.
 2009/0270947 A1 10/2009 Stone et al.
 2009/0326604 A1 12/2009 Tyler et al.
 2010/0004715 A1 1/2010 Fahey
 2010/0042180 A1 2/2010 Mueller et al.
 2010/0057149 A1 3/2010 Fahey
 2010/0087903 A1 4/2010 Van Herk et al.
 2010/0094103 A1 4/2010 Kaplan et al.
 2010/0114257 A1 5/2010 Torgerson
 2010/0128851 A1 5/2010 Bailey et al.
 2010/0131028 A1 5/2010 Hsu et al.
 2010/0198124 A1 8/2010 Bhugra
 2010/0217349 A1 8/2010 Fahey
 2010/0241464 A1 9/2010 Amigo et al.
 2011/0066209 A1 3/2011 Bodlaender et al.
 2011/0106214 A1 5/2011 Carbutaru et al.
 2011/0224665 A1 9/2011 Crosby et al.
 2011/0257468 A1 10/2011 Oser et al.
 2011/0264171 A1 10/2011 Torgerson
 2011/0276107 A1 11/2011 Simon et al.
 2011/0282164 A1 11/2011 Yang et al.
 2012/0010680 A1 1/2012 Wei et al.
 2012/0016259 A1 1/2012 Odderson
 2012/0108998 A1 5/2012 Molnar et al.
 2012/0226186 A1 9/2012 Baars et al.
 2013/0096641 A1 4/2013 Strother et al.
 2013/0158627 A1 6/2013 Gozani et al.
 2013/0217998 A1 8/2013 Mahfouz et al.
 2014/0039450 A1 2/2014 Green et al.
 2014/0057232 A1 2/2014 Wetmore et al.
 2014/0081353 A1 3/2014 Cook et al.
 2014/0107729 A1 4/2014 Sumners et al.
 2014/0163444 A1 6/2014 Ingvarsson et al.
 2014/0245791 A1 9/2014 Proud et al.
 2014/0276549 A1 9/2014 Osorio
 2014/0296934 A1 10/2014 Gozani et al.
 2014/0296935 A1 10/2014 Ferree et al.
 2014/0309709 A1 10/2014 Gozani et al.
 2014/0336730 A1 11/2014 Simon
 2014/0379045 A1 12/2014 Rahimi et al.
 2015/0038873 A1 2/2015 Boettcher et al.
 2015/0045853 A1 2/2015 Alataris et al.
 2015/0148865 A1 5/2015 Gozani et al.
 2015/0174402 A1 6/2015 Thomas et al.
 2015/0306387 A1 10/2015 Kong et al.
 2015/0321000 A1 11/2015 Rosenbluth et al.
 2015/0328467 A1 11/2015 Demers et al.
 2015/0335288 A1 11/2015 Toth et al.
 2016/0120425 A1 5/2016 Boettcher et al.
 2016/0271413 A1 9/2016 Vallejo et al.

2016/0367823 A1 12/2016 Cowan et al.
 2017/0036015 A1 2/2017 Gozani et al.
 2017/0056643 A1 3/2017 Herb et al.
 2017/0209693 A1 7/2017 An et al.
 2017/0312515 A1 11/2017 Ferree et al.
 2017/0368345 A1 12/2017 Kong et al.
 2018/0015285 A1 1/2018 Gozani et al.
 2018/0028808 A1 2/2018 Ferree et al.
 2018/0177996 A1* 6/2018 Gozani A61N 1/0456

FOREIGN PATENT DOCUMENTS

CN	102355847	2/2012
CN	102740919	10/2012
DE	102010052710	5/2012
JP	60-41851	3/1985
JP	S60-194933	10/1985
JP	61-171943	10/1986
JP	4-347140	12/1992
JP	9-117453	5/1997
JP	2000-167067	6/2000
JP	2005-34402	2/2005
JP	2005-81068	3/2005
JP	2006-68300	3/2006
JP	4185846	9/2008
WO	WO 97/42999	11/1997
WO	WO 99/64105	12/1999
WO	WO 00/09999	2/2000
WO	WO 2003/051453	6/2003
WO	WO 2004/078132	9/2004
WO	WO 2007/061746	5/2007
WO	WO 2008/079757	7/2008
WO	WO 2008/088985	7/2008
WO	WO 2011/075179	6/2011
WO	WO 2011/137193	11/2011
WO	WO 2012/037527	3/2012
WO	WO 2012/116407	9/2012
WO	WO 2013/074809	5/2013
WO	WO 2014/161000	10/2014
WO	WO 2014/172381	10/2014
WO	WO 2016/111863	7/2016

OTHER PUBLICATIONS

Ancoli-Israel, S. et al., The Role of Actigraphy in the Study of Sleep and Circadian Rhythms, *Sleep*, 2003, 26(3), p. 342-392.
 Barbarisi, Manlio et al., Pregabalin and Transcutaneous Electrical Nerve Stimulation for Postherpetic Neuralgia Treatment, *The Clinical Journal of Pain*, Sep. 2010;26(7):567-572.
 Bjordal JM et al., Transcutaneous electrical nerve stimulation (TENS) can reduce postoperative analgesic consumption. A meta-analysis with assessment of optimal treatment parameters for postoperative pain, *European Journal of Pain*, 2003, vol. 7(2): 181-188.
 Bloodworth DM et al., Comparison of stochastic vs. conventional transcutaneous electrical stimulation for pain modulation in patients with electromyographically documented radiculopathy, *American Journal of Physical Medicine & Rehabilitation*, 2004, vol. 83(8): 584-591.
 Chandran P et al., Development of opioid tolerance with repeated transcutaneous electrical nerve stimulation administration, *Pain*, 2003, vol. 102: 195-201.
 Chen CC et al., A comparison of transcutaneous electrical nerve stimulation (TENS) at 3 and 80 pulses per second on cold-pressor pain in healthy human participants, *Clinical Physiology and Functioning Imaging*, 2010, vol. 30(4): 260-268.
 Chen CC et al., An investigation into the effects of frequency-modulated transcutaneous electrical nerve stimulation (TENS) on experimentally-induced pressure pain in healthy human participants, *The Journal of Pain*, 2009, vol. 10(10): 1029-1037.
 Chen CC et al., Differential frequency effects of strong nonpainful transcutaneous electrical nerve stimulation on experimentally induced ischemic pain in healthy human participants, *The Clinical Journal of Pain*, 2011, vol. 27(5): 434-441.
 Chen CC et al., Does the pulse frequency of transcutaneous electrical nerve stimulation (TENS) influence hypoalgesia? A system-

(56)

References Cited

OTHER PUBLICATIONS

- atic review of studies using experimental pain and healthy human participants, *Physiotherapy*, 2008, vol. 94: 11-20.
- Claydon LS et al., Dose-specific effects of transcutaneous electrical nerve stimulation on experimental pain, *Clinical Journal of Pain*, 2011, vol. 27(7): 635-647.
- Cole, R.J. et al., Automatic Sleep/Wake Identification From Wrist Activity, *Sleep*, 1992, 15(5), p. 461-469.
- Cruccu G. et al., EFNS guidelines on neurostimulation therapy for neuropathic pain, *European Journal of Neurology*, 2007, vol. 14: 952-970.
- Davies Hto et al., Diminishing returns or appropriate treatment strategy?—an analysis of short-term outcomes after pain clinic treatment, *Pain*, 1997, vol. 70: 203-208.
- Desantana JM et al., Effectiveness of transcutaneous electrical nerve stimulation for treatment of hyperalgesia and pain, *Curr Rheumatol Rep.* 2008, vol. 10(6): 492-499.
- Dubinsky RM et al., Assessment: Efficacy of transcutaneous electric nerve stimulation in the treatment of pain in neurologic disorders (an evidence-based review): Report of the therapeutics and technology assessment subcommittee of the american academy of neurology, *Neurology*, 2010, vol. 74: 173-176.
- Fary RE et al., Monophasic electrical stimulation produces high rates of adverse skin reactions in healthy subjects, *Physiotherapy Theory and Practice*, 2011, vol. 27(3): 246-251.
- Fishbain, David A. et al. Does Pain Mediate the Pain Interference with Sleep Problem in Chronic Pain? Findings from Studies for Management of Diabetic Peripheral Neuropathic Pain with Duloxetine, *Journal of Pain Symptom Management*, Dec. 2008;36(6):639-647.
- Fishbain, David A. et al., Transcutaneous Electrical Nerve Stimulation (TENS) Treatment Outcome in Long-Term Users, *The Clinical Journal of Pain*, Sep. 1996;12(3):201-214.
- Food and Drug Administration, Draft Guidance for Industry and Staff: Class II Special Controls Guidance Document: Transcutaneous Electrical Nerve Stimulator for Pain Relief, Apr. 5, 2010.
- Garrison DW et al., Decreased activity of spontaneous and noxiously evoked dorsal horn cells during transcutaneous electrical nerve stimulation (TENS), *Pain*, 1994, vol. 58: 309-315.
- Gilron, I. et al., Chronobiological Characteristics of Neuropathic Pain: Clinical Predictors of Diurnal Pain Rhythmicity, *The Clinical Journal of Pain*, 2013.
- Hori, T. et al., Skin Potential Activities and Their Regional Differences During Normal Sleep in Humans, *The Japanese Journal of Physiology*, 1970, vol. 20, p. 657-671.
- Jelinek HF et al., Electric pulse frequency and magnitude of perceived sensation during electrocutaneous forearm stimulation, *Arch Phys Med Rehabil*, 2010, vol. 91: 1372-1382.
- Jin DM et al., Effect of transcutaneous electrical nerve stimulation on symptomatic diabetic peripheral neuropathy: a meta-analysis of randomized controlled trials, *Diabetes Research and Clinical Practice*, 2010, vol. 89: 10-15.
- Johnson MI et al., Analgesic effects of different frequencies of transcutaneous electrical nerve stimulation on cold-induced pain in normal subjects, *Pain*, 1989, vol. 39: 231-236.
- Johnson MI et al., Transcutaneous Electrical Nerve Stimulation (TENS) and TENS-like devices: do they provide pain relief?, *Pain Reviews*, 2001, vol. 8: 7-44.
- Johnson MI et al., Transcutaneous electrical nerve stimulation for the management of painful conditions: focus on neuropathic pain, *Expert Review of Neurotherapeutics*, 2011, vol. 11(5): 735-753.
- Johnson, M.I. et al., An in-depth study of long-term users of transcutaneous electrical nerve stimulation (TENS). Implications for clinical use of TENS. *Pain*. Mar. 1991;44(3):221-229.
- Kaczmarek, Kurt A. et al., Electrotactile and Vibrotactile Displays for Sensory Substitution Systems. *IEEE Trans. Biomed. Eng.* Jan. 1991;38 (1):1-16.
- Kantor G et al., The effects of selected stimulus waveforms on pulse and phase characteristics at sensory and motor thresholds, *Physical Therapy*, 1994, vol. 74(10): 951-962.
- Keller, Thierry et al., Electrodes for transcutaneous (surface) electrical stimulation. *J. Automatic Control*, University of Belgrade. 2008;18(2):35-45.
- Koumans, A. J. R. et al., Electrodermal Levels and Fluctuations During Normal Sleep, *Psychophysiology*, 1968, 5(3), p. 300-306.
- Kripke, D.F. et al., Wrist Actigraphic Scoring for Sleep Laboratory Patients: Algorithm Development, *Journal of Sleep Research*, 2010, 19(4), p. 612-619.
- Law PPW et al., Optimal stimulation frequency of transcutaneous electrical nerve stimulation on people with knee osteoarthritis, *J Rehabil Med*, 2004, vol. 36: 220-225.
- Leonard G et al., Deciphering the role of endogenous opioids in high-frequency TENS using low and high doses of naloxone, *Pain*, 2010, vol. 151: 215-219.
- Levy et al., A comparison of two methods for measuring thermal thresholds in diabetic neuropathy, *Journal of Neurology, Neurosurgery, and Psychiatry*, 1989, vol. 52: 1072-1077.
- Lykken, D.T., Properties of Electrodes Used in Electrodermal Measurement. *J. Comp. Physiol. Psychol.* Oct. 1959;52:629-634.
- Lykken, D.T., Square-Wave Analysis of Skin Impedance. *Psychophysiology*. Sep. 1970;7(2):262-275.
- Melzack R et al., Pain mechanisms: A New Theory, *Science*, 1965, vol. 150(3699): 971-979.
- Moran F et al., Hypoalgesia in response to transcutaneous electrical nerve stimulation (TENS) depends on stimulation intensity, *The Journal of Pain*, 2011, vol. 12(8): 929-935.
- Oosterhof, Jan et al., Outcome of transcutaneous electrical nerve stimulation in chronic pain: short-term results of a double-blind, randomised, placebo-controlled trial. *J. Headache Pain*. Sep. 2006;7(4):196-205.
- Oosterhof, Jan et al., The long-term outcome of transcutaneous electrical nerve stimulation in the treatment for patients with chronic pain: a randomized, placebo-controlled trial. *Pain Pract*. Sep 2012;12(7):513-522.
- Pantaleao MA et al., Adjusting pulse amplitude during transcutaneous electrical nerve stimulation (TENS) application produces greater hypoalgesia, *The Journal of Pain*, 2011, vol. 12(5): 581-590.
- Paquet, J. et al., Wake Detection Capacity of Actigraphy During Sleep, *Sleep*, 2007, 30(10), p. 1362-1369.
- Pieber K et al., Electrotherapy for the treatment of painful diabetic peripheral neuropathy: a review, *Journal of Rehabilitation Medicine*, 2010, vol. 42: 289-295.
- Raskin, J. et al., A Double-Blind, Randomized Multicenter Trial Comparing Duloxetine with Placebo in the Management of Diabetic Peripheral Neuropathic Pain, *Pain Medicine*, 2005, 6(5), p. 346-356.
- Sadeh, A., The Role and Validity of Actigraphy in Sleep Medicine: An Update, *Sleep Medicine Reviews*, 2011, vol. 15, p. 259-267.
- Sadosky, A. et al., Burden of Illness Associated with Painful Diabetic Peripheral Neuropathy Among Adults Seeking Treatment in the US: Results from a Retrospective Chart Review and Cross-Sectional Survey, *Diabetes, Metabolic Syndrome and Obesity: Targets and Therapy*, 2013, vol. 6, p. 79-92.
- Scherder, E. J. A. et al., Transcutaneous Electrical Nerve Stimulation (TENS) Improves the Rest-Activity Rhythm in Midstage Alzheimer's Disease, *Behavioral Brain Research*, 1999, vol. 101, p. 105-107.
- Tryon, W. W., Issues of Validity in Actigraphic Sleep Assessment, *Sleep*, 2004, 27(1), p. 158-165.
- Tsai, Y. et al., Impact of Subjective Sleep Quality on Glycemic Control in Type 2 Diabetes Mellitus, *Family Practice*, 2012, vol. 29, p. 30-35.
- Van Boxtel, A., Skin resistance during square-wave electrical pulses of 1 to 10 mA. *Med. Biol. Eng. Comput.* Nov. 1977;15(6):679-687.
- Van Someren, E. J. W. et al., Gravitational Artefact in Frequency Spectra of Movement Acceleration: Implications for Actigraphy in Young and Elderly Subjects, *Journal of Neuroscience Methods*, 1996, vol. 65, p. 55-62.
- Webster, J. B. et al., An Activity-Based Sleep Monitor System for Ambulatory Use, *Sleep*, 1982, 5(4), p. 389-399.
- Zelman, D. C. et al., Sleep Impairment in Patients With Painful Diabetic Peripheral Neuropathy, *The Clinical Journal of Pain*, 2006, 22(8), p. 681-685.

(56)

References Cited

OTHER PUBLICATIONS

Aurora, R. et al., The Treatment of Restless Legs Syndrome and Periodic Limb Movement Disorder in Adults—An Update for 2012: Practice Parameters with an Evidence-Based Systematic Review and Meta-Analyses, *Sleep*, 2012, vol. 35, No. 8, p. 1039-1062.

Bonnet, M. et al., Recording and Scoring Leg Movements, *Sleep*, 1993, vol. 16, No. 8, p. 748-759.

Boyle, J. et al., Randomized, Placebo-Controlled Comparison of Amitriptyline, Duloxetine, and Pregabalin in Patients With Chronic Diabetic Peripheral Neuropathic Pain, *Diabetes Care*, 2012, vol. 35, p. 2451-2458.

Kovacevic-Ristanovic, R. et al., Nonpharmacologic Treatment of Periodic Leg Movements in Sleep, *Arch. Phys. Med. Rehabil.*, 1991, vol. 72, p. 385-389.

Lopes, L. et al., Restless Legs Syndrome and Quality of Sleep in Type 2 Diabetes, *Diabetes Care*, 2005, vol. 28, No. 11, p. 2633-2636.

Nightingale, S., The neuropathic pain market, *Nature Reviews*, 2012, vol. 11, p. 101-102.

Zucconi, M. et al., The official World Association of Sleep Medicine (WASM) standards for recording and scoring periodic leg movements in sleep (PLMS) and wakefulness (PLMW) developed in collaboration with a task force from the International Restless Legs Syndrome Study Group (IRLSSG), *Sleep Medicine*, 2006, vol. 7, p. 175-183.

Dailey D.L. et al, Transcutaneous Electrical Nerve Stimulation Reduces Pain, Fatigue and Hyperalgesia while Restoring Central Inhibition in Primary Fibromyalgia, *Pain*, Nov. 2013, vol. 154, No. 11, pp. 2554-2562.

Sheridan et al., Some Factors Influencing the Threshold of the Electrocutaneous Stimulus, *Perceptual and Motor Skills*, 1966, vol. 22, pp. 647-654.

Susi, M. et al., Motion Mode Recognition and Step Detection Algorithms for Mobile Phone Users, *Sensors*, vol. 13, 2013, pp. 1539-1562.

Amazon, "Quell 2.0 Wearable Pain Relief Technology", Sep. 15, 2018. http://www.amazon.com/Quell-Wearable-Pain-Relief-Technology/dp/B07DHW2MJJ/ref=cm_cr_arp_d_product_top?ie=UTF8. Shown on p. 1. (Year: 2018).

* cited by examiner

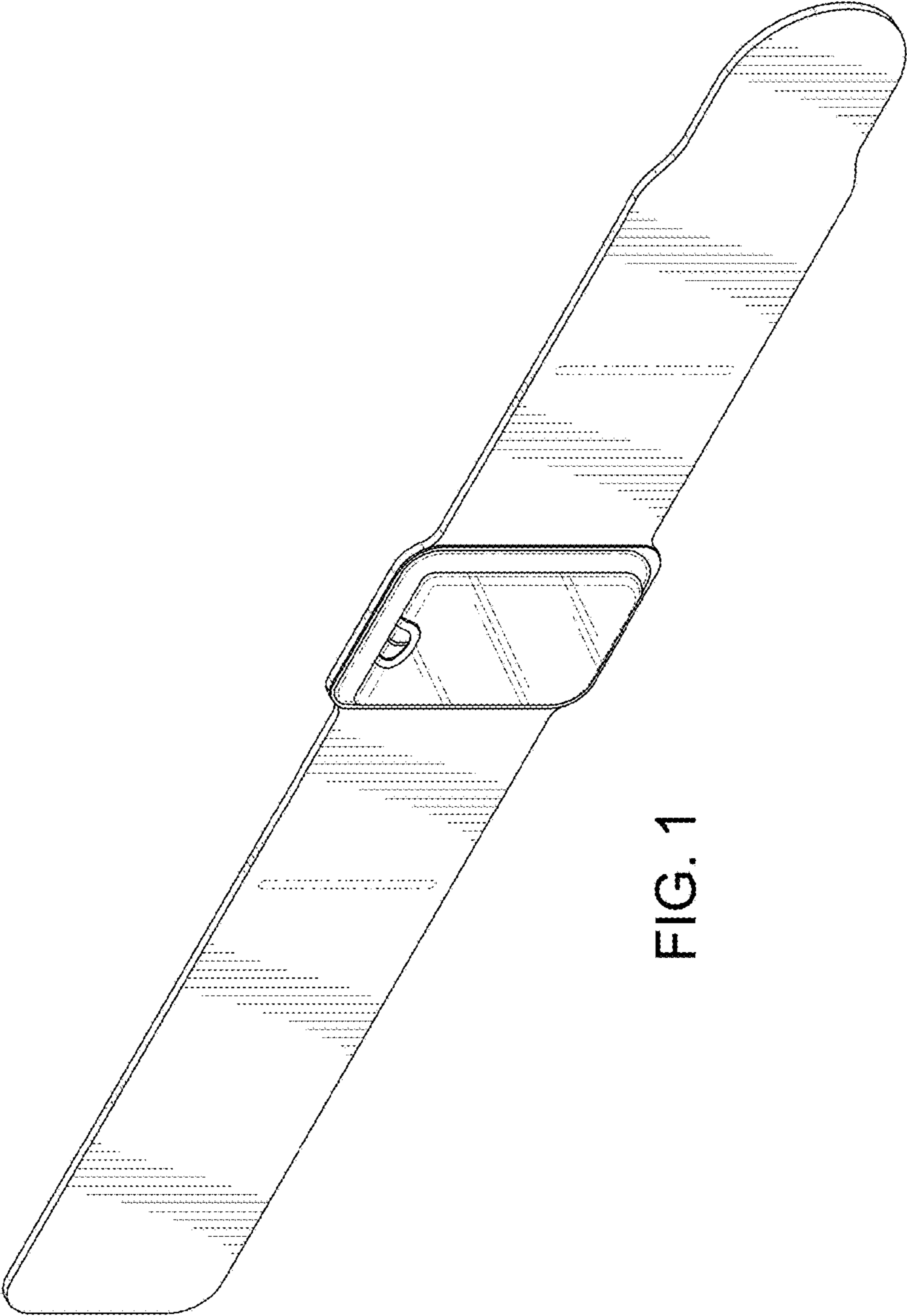


FIG. 1

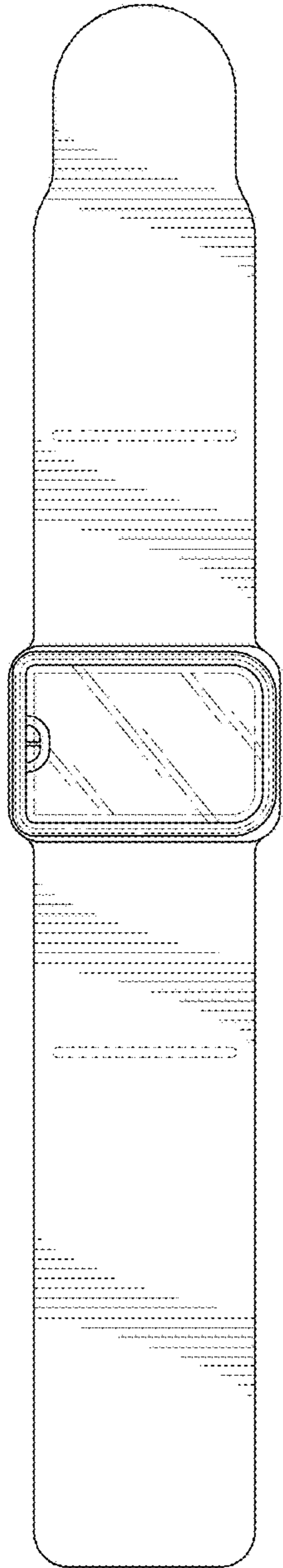


FIG. 2

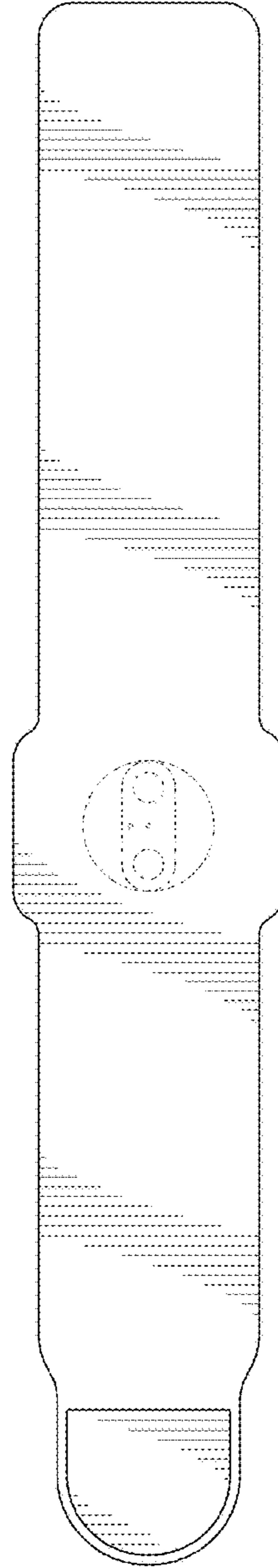


FIG. 3



FIG. 4



FIG. 5

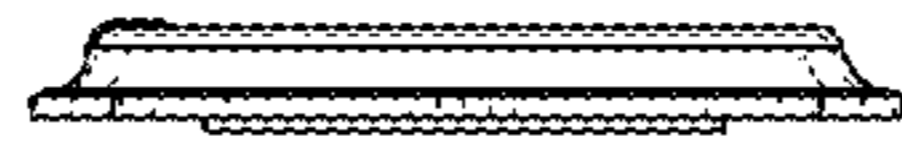


FIG. 7




FIG. 6