



US00D865985S

(12) **United States Design Patent** (10) **Patent No.:** **US D865,985 S**
Matsushita (45) **Date of Patent:** **** Nov. 5, 2019**

(54) **SKIN MASSAGE ROLLER**
(71) Applicant: **MTG CO., LTD.**, Nagoya-shi, Aichi (JP)
(72) Inventor: **Tsuyoshi Matsushita**, Nagoya (JP)
(73) Assignee: **MTG CO., LTD.**, Nagoya-shi, Aichi (JP)
(**) Term: **15 Years**
(21) Appl. No.: **29/666,572**
(22) Filed: **Oct. 15, 2018**
(30) **Foreign Application Priority Data**
Apr. 24, 2018 (JP) 2018-008919
(51) **LOC (12) Cl.** **28-03**
(52) **U.S. Cl.**
USPC **D24/211**
(58) **Field of Classification Search**
USPC 601/15, 18, 19, 46, 47, 48, 52, 99, 112, 601/113, 118, 125, 129, 134, 135, 137, 601/DIG. 12, DIG. 14, DIG. 15, DIG. 16, 601/DIG. 17; D24/133, 200, 211, 212, D24/213, 214, 215; D30/160; 600/38, 600/39, 40, 41
CPC A61H 2201/1671; A61H 39/04; A61H 7/003; A61H 7/007; A61H 2201/1635; A61N 5/0616
See application file for complete search history.

(56) **References Cited**
U.S. PATENT DOCUMENTS
D261,428 S * 10/1981 Noble D24/211
D262,908 S * 2/1982 Pesco D24/211
D331,466 S * 12/1992 Doria D24/200
D333,871 S * 3/1993 Grenko D24/211

D346,660 S * 5/1994 Chiang D24/215
D403,429 S * 12/1998 Blanchard D24/211
D403,430 S * 12/1998 Chien D24/211
D418,920 S * 1/2000 Chen D24/211
D419,680 S * 1/2000 Chen D24/211
D419,681 S * 1/2000 Chen D24/211
D422,084 S * 3/2000 Mickelson D24/211
D435,661 S * 12/2000 Chen D24/211
D438,975 S * 3/2001 Chen D24/211
D443,067 S * 5/2001 Chen D24/211
D444,882 S * 7/2001 Chen D24/211
6,315,742 B1 * 11/2001 Howard A61H 15/0092
601/125
6,547,750 B2 * 4/2003 Huang A61H 7/003
15/186
D491,271 S * 6/2004 Siegfried D24/211
D495,803 S * 9/2004 Gough D24/200
D499,186 S * 11/2004 Chien D24/211
D556,913 S * 12/2007 Laituri D24/214
D581,541 S * 11/2008 Ferber D24/215
D581,542 S * 11/2008 Ferber D24/214
D583,064 S * 12/2008 Ferber D24/214
D583,480 S * 12/2008 Ferber D24/215

(Continued)

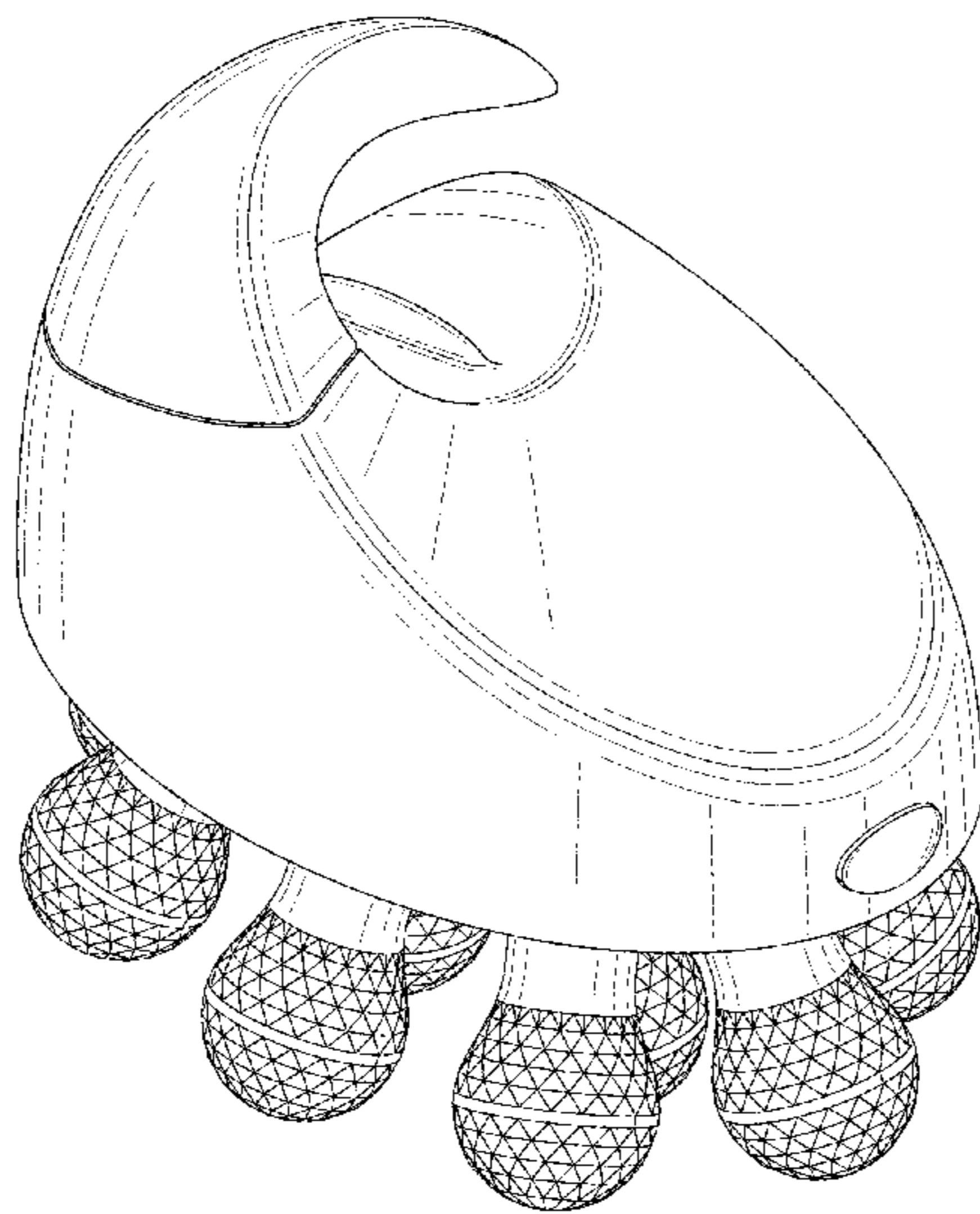
Primary Examiner — Cynthia Ramirez
Assistant Examiner — Michael A Maharajh
(74) *Attorney, Agent, or Firm* — Sughrue Mion, PLLC

(57) **CLAIM**
The ornamental design for a skin massage roller, as shown and described.

DESCRIPTION

FIG. 1 is a perspective view of a skin massage roller, showing my new design;
FIG. 2 is a front view thereof;
FIG. 3 is a rear view thereof;
FIG. 4 is a left side view thereof;
FIG. 5 is a right side view thereof;
FIG. 6 is a top view thereof; and,
FIG. 7 is a bottom view.

1 Claim, 7 Drawing Sheets



(56)

References Cited

U.S. PATENT DOCUMENTS

D599,029	S	*	8/2009	Ferber	D24/214
D669,998	S	*	10/2012	Matsushita	D24/215
D674,500	S	*	1/2013	Matsushita	D24/211
D712,053	S	*	8/2014	Matsushita	D24/211
D725,788	S	*	3/2015	Matsushita	D24/211
D725,789	S	*	3/2015	Matsushita	D24/211
D728,115	S	*	4/2015	Matsushita	D24/211
D752,237	S	*	3/2016	Cole	D24/200
9,532,832	B2	*	1/2017	Ron Edoute	A61N 7/02
D785,193	S	*	4/2017	Cole	D24/200
D842,489	S	*	3/2019	Spewock	D24/215
D843,002	S	*	3/2019	Yarborough	D24/211
2017/0340510	A1	*	11/2017	Spewock	A61H 7/007

* cited by examiner

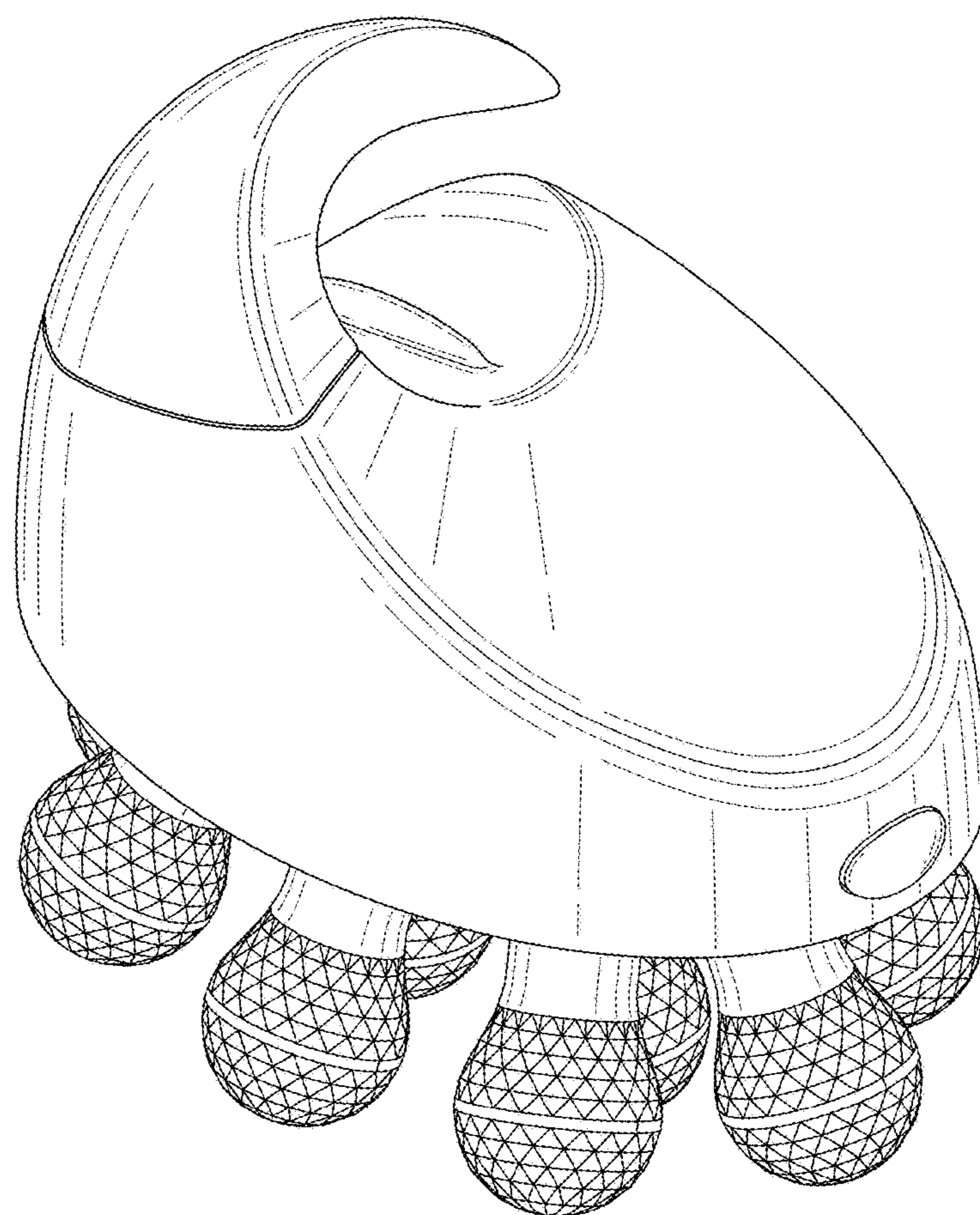


FIG. 1

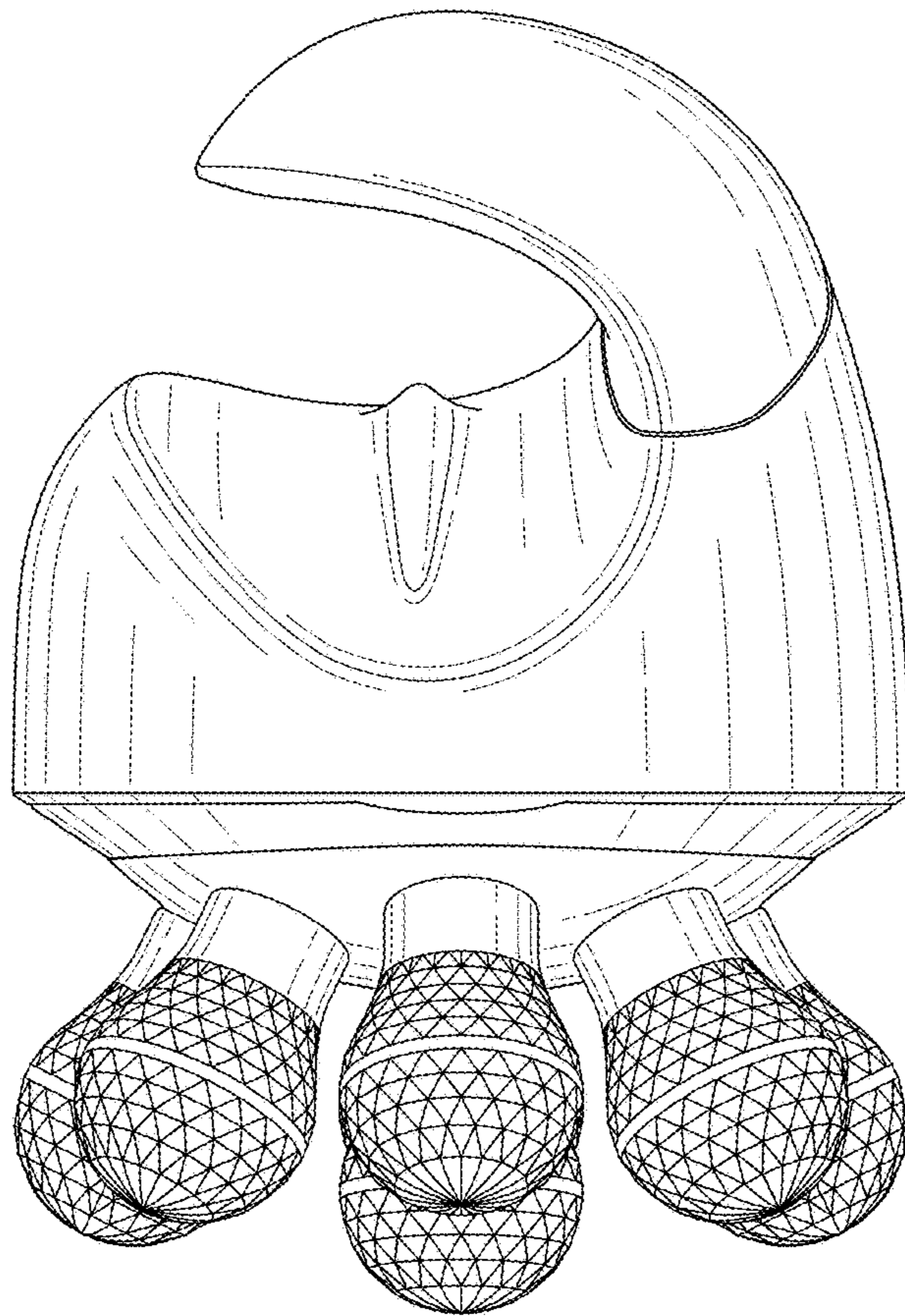


FIG. 2

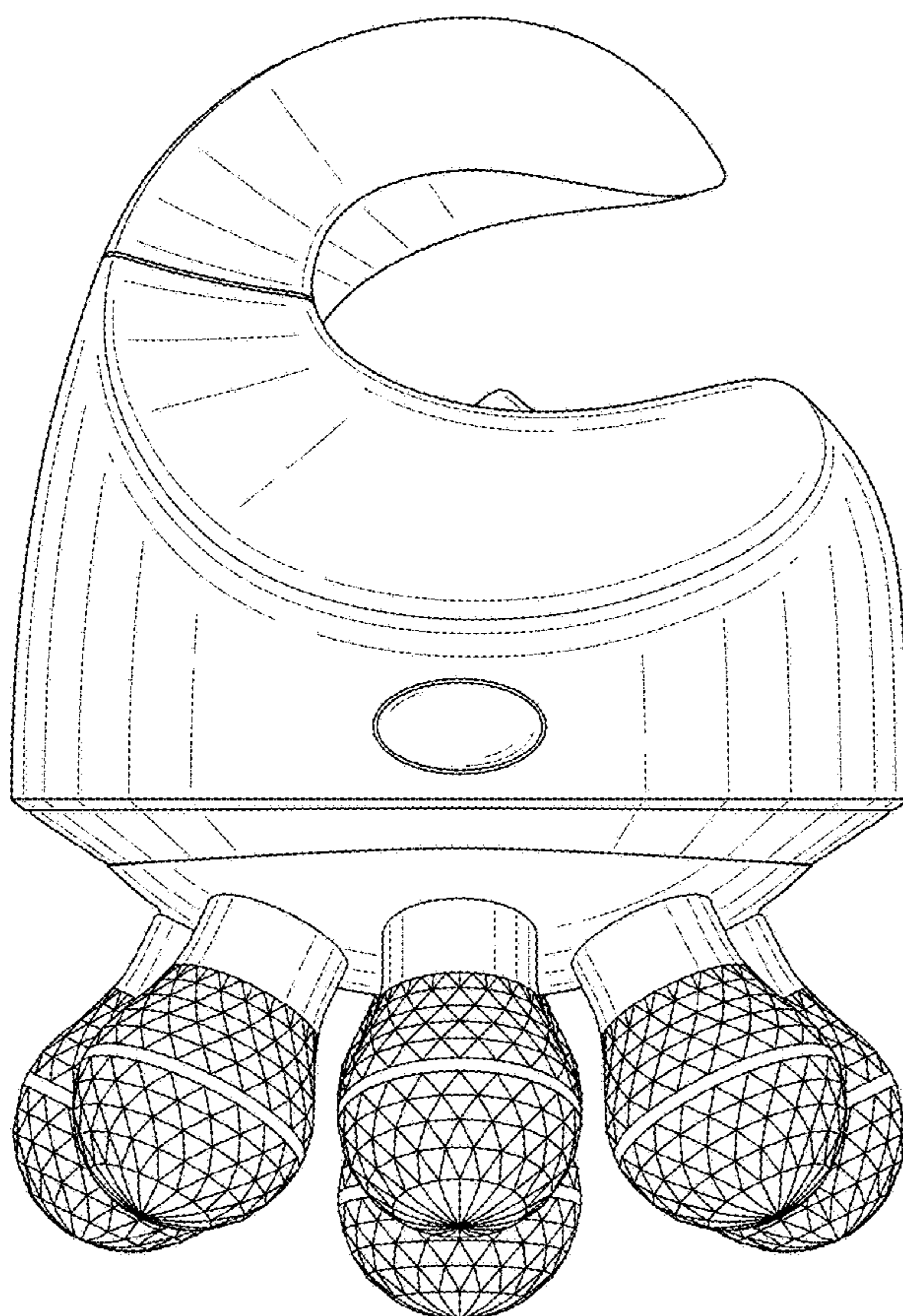


FIG. 3

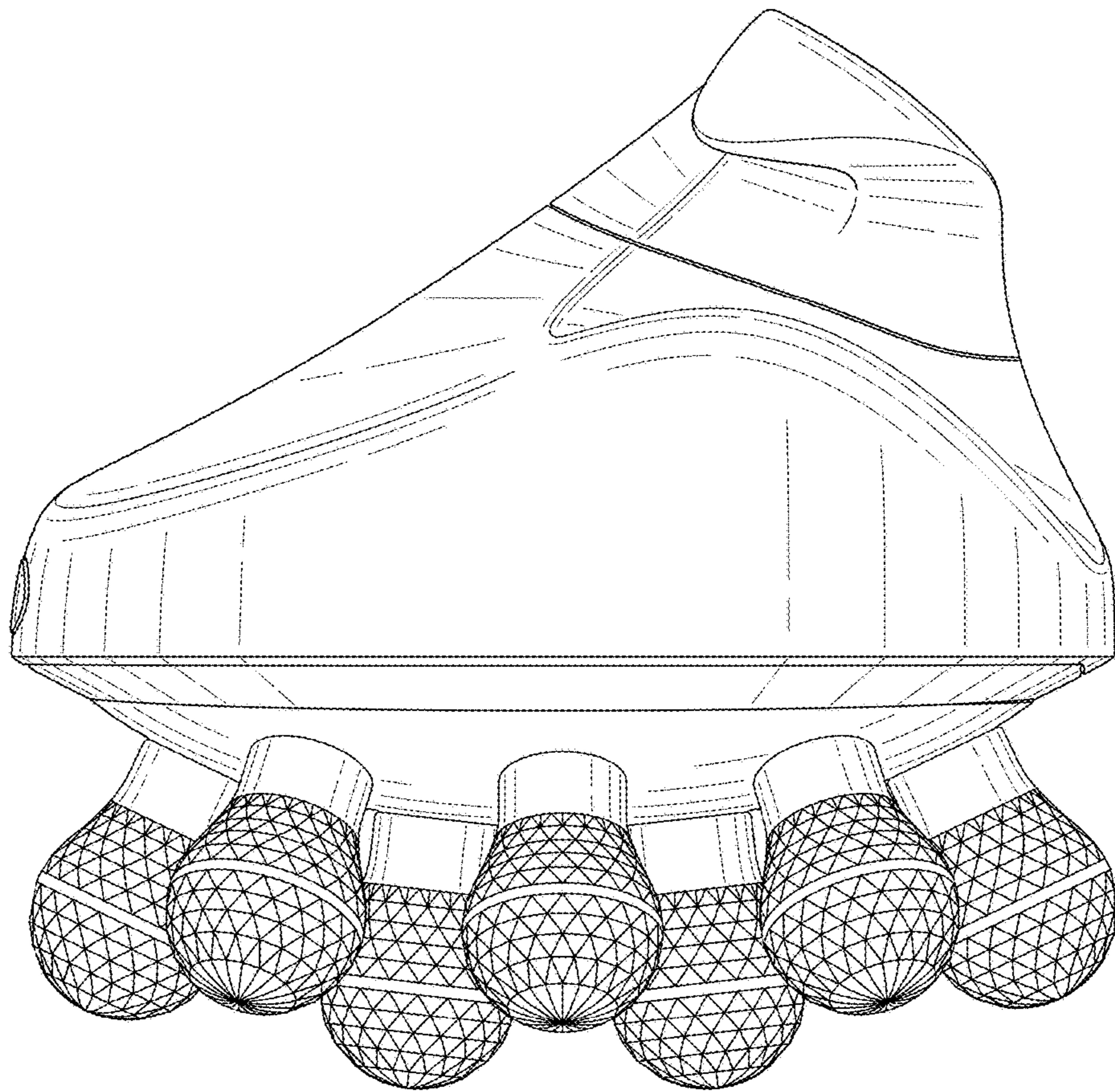


FIG. 4

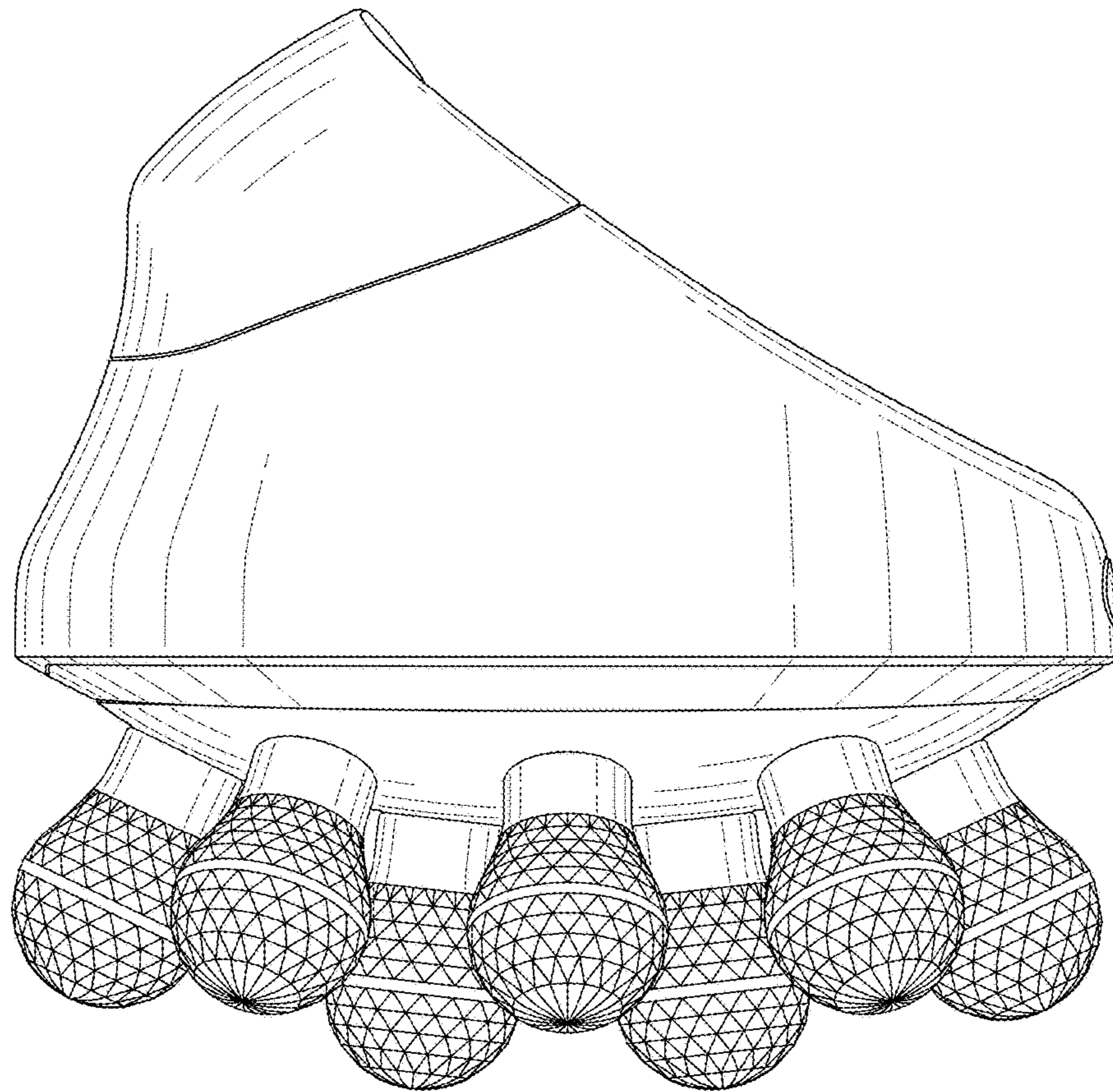


FIG. 5

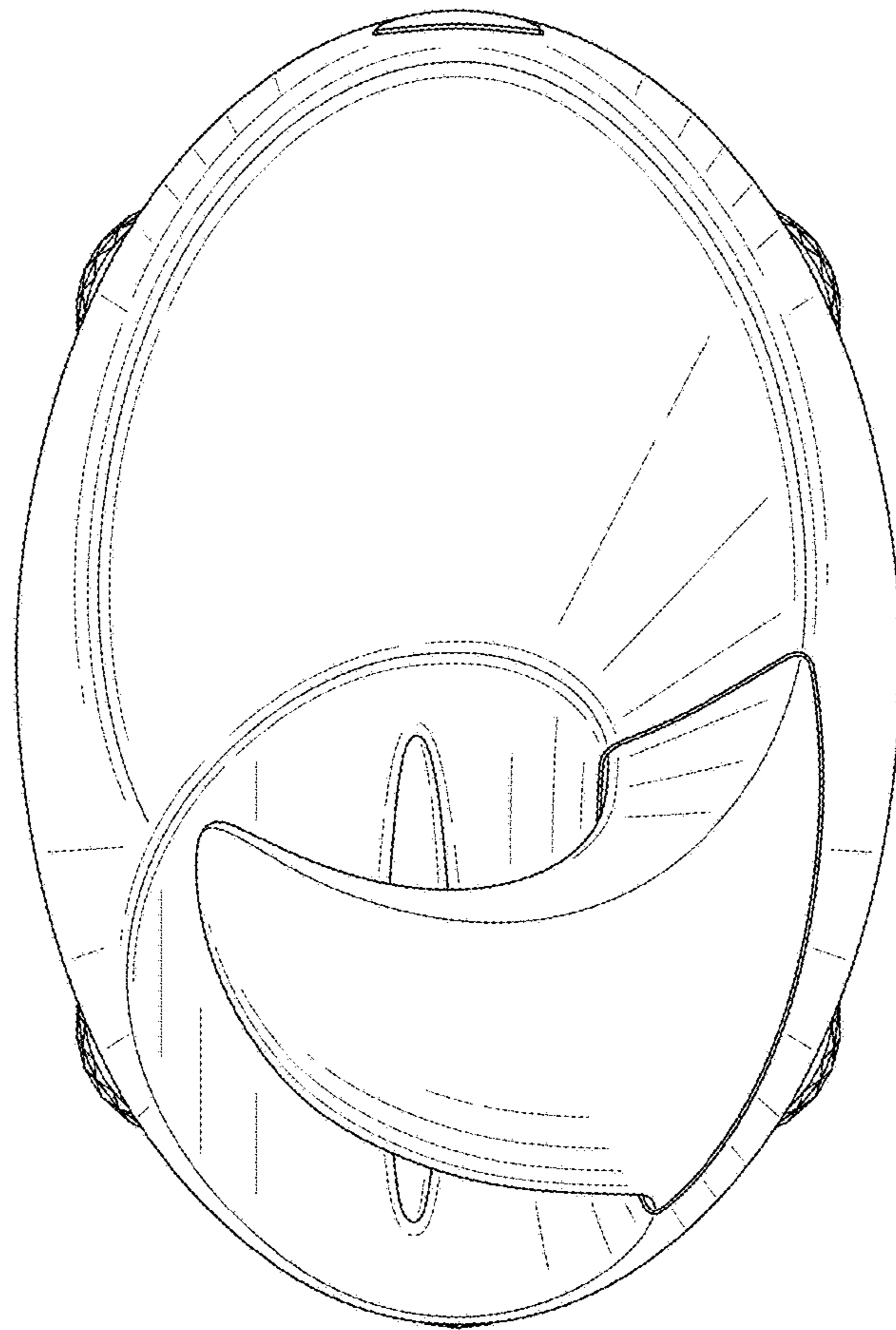


FIG. 6




FIG. 7