

US00D865984S

(12) **United States Design Patent** (10) **Patent No.:** **US D865,984 S**
Matsushita (45) **Date of Patent:** **** Nov. 5, 2019**

(54) **MASSAGING TOOL**

FOREIGN PATENT DOCUMENTS

(71) Applicant: **MTG Co., Ltd.**, Nagoya-shi (JP)

EP 3323401 A1 * 5/2018 A61H 7/007
EP 3323401 A1 5/2018

(72) Inventor: **Tsuyoshi Matsushita**, Nagoya (JP)

(Continued)

(73) Assignee: **MTG Co., Ltd.**, Nagoya (JP)

OTHER PUBLICATIONS

(**) Term: **15 Years**

U.S. Appl. No, 29/649,082, Non Final Office Action date Mar. 25, 2019, 5 pgs.

(21) Appl. No.: **29/649,081**

(Continued)

(22) Filed: **May 25, 2018**

Primary Examiner — Sandra S Snapp

(51) **LOC (12) Cl.** **28-03**

(74) *Attorney, Agent, or Firm* — Schwegman Lundberg & Woessner, P.A.

(52) **U.S. Cl.**

USPC **D24/211**

(58) **Field of Classification Search**

(57) **CLAIM**

USPC D24/200, 211, 212, 213, 214, 215;
601/19, 22, 46, 52, 63, 80, 99, 104,
601/110–114, 118–120, 125, 134, 151,
601/152, DIG. 12, DIG. 14, DIG. 15,
601/DIG. 16, DIG. 17
CPC A61H 1/00; A61H 1/001; A61H 1/0237;
A61H 2015/0007; A61H 2015/0014;
A61H 2015/0042; A61H 2015/0064;
A61H 15/00; A61H 2011/005; A61H
19/44; A61H 19/50; A61H 21/00; A61H
37/00

The ornamental design for a massaging tool, as shown and described.

See application file for complete search history.

DESCRIPTION

FIG. 1 is a perspective view of a massaging tool showing my new design;
FIG. 2 is a front view thereof; the rear view being a mirror image of FIG. 2;
FIG. 3 is a top plan view thereof;
FIG. 4 is a bottom plan view thereof;
FIG. 5 is a right side view thereof;
FIG. 6 is a left side view thereof;
FIG. 7 is an enlarged view of the portion indicated by line 7-7 in FIG. 1;
FIG. 8 is an enlarged view of the portion indicated by line 8-8 in FIG. 2;
FIG. 9 is an enlarged view of the portion indicated by line 9-9 in FIG. 3; and,
FIG. 10 is an enlarged view of the portion indicated by line 10-10 in FIG. 5.
The broken lines illustrate portions of the massaging tool and form no part of the claimed design.

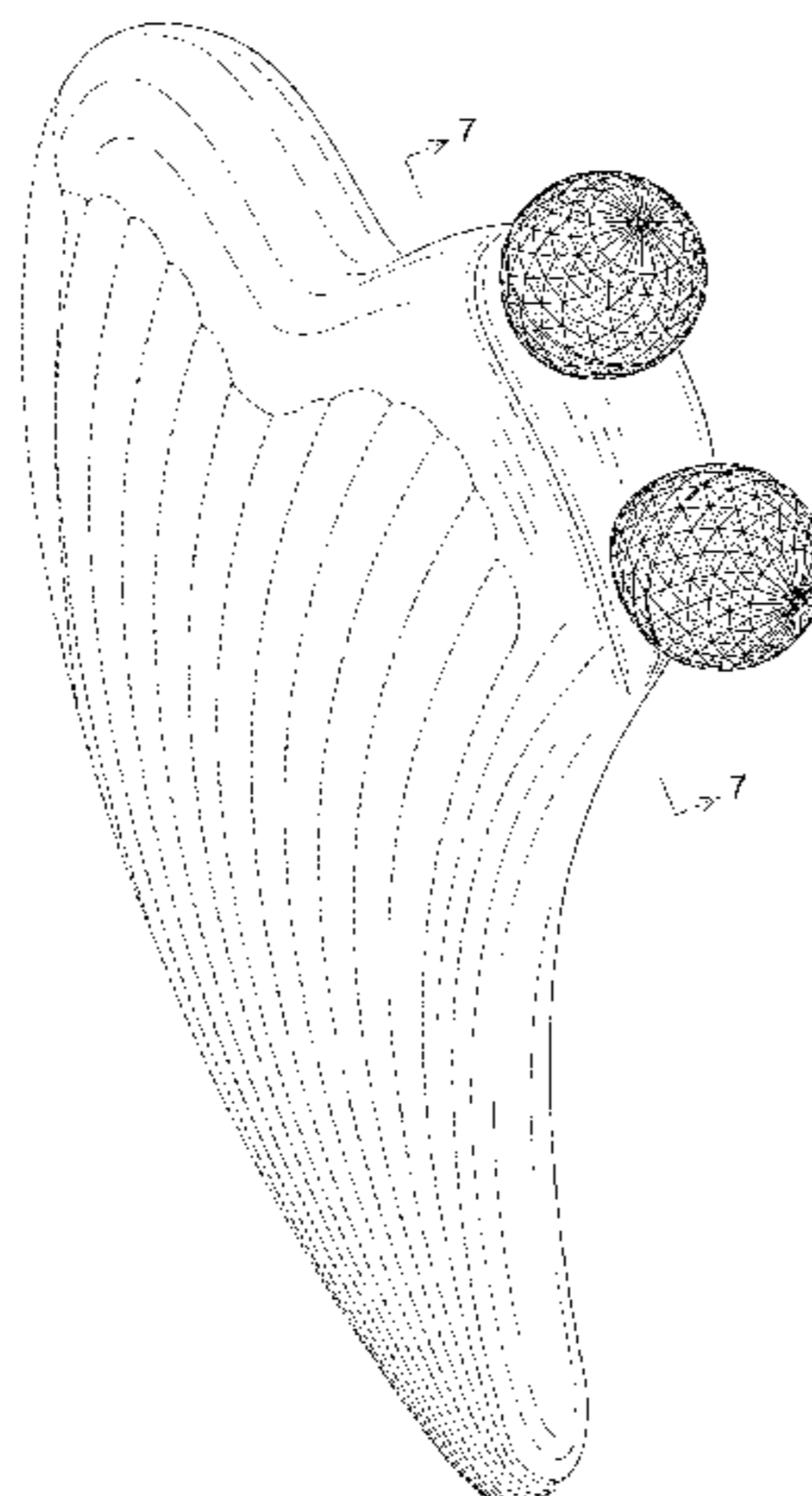
(56) **References Cited**

U.S. PATENT DOCUMENTS

D666,304 S * 8/2012 Matsushita D24/215
D668,771 S * 10/2012 Matsushita D24/211
D669,590 S * 10/2012 Matsushita D24/211
D669,998 S * 10/2012 Matsushita D24/215
D674,500 S * 1/2013 Matsushita D24/211
D712,053 S * 8/2014 Matsushita D24/211
D725,788 S * 3/2015 Matsushita D24/211
D725,789 S * 3/2015 Matsushita D24/211
D728,115 S * 4/2015 Matsushita D24/211
D820,466 S * 6/2018 Matsushita D24/215

(Continued)

1 Claim, 9 Drawing Sheets



(56)

References Cited

U.S. PATENT DOCUMENTS

D830,570 S * 10/2018 Matsushita D24/215
2004/0106883 A1* 6/2004 Pidcock A61H 15/00
601/128

FOREIGN PATENT DOCUMENTS

JP 1418986 S 6/2011
JP 1426575 S 2/2012
JP 1436400 S 2/2012
JP 1436457 S 2/2012
JP 1470569 S 4/2013
KR 300693094 5/2013

OTHER PUBLICATIONS

U.S. Appl. No. 29/649,082, Response filed Jun. 18, 2019 to Non-Final Office Action dated Mar. 25, 2019, 20 pgs.

* cited by examiner

FIG.1

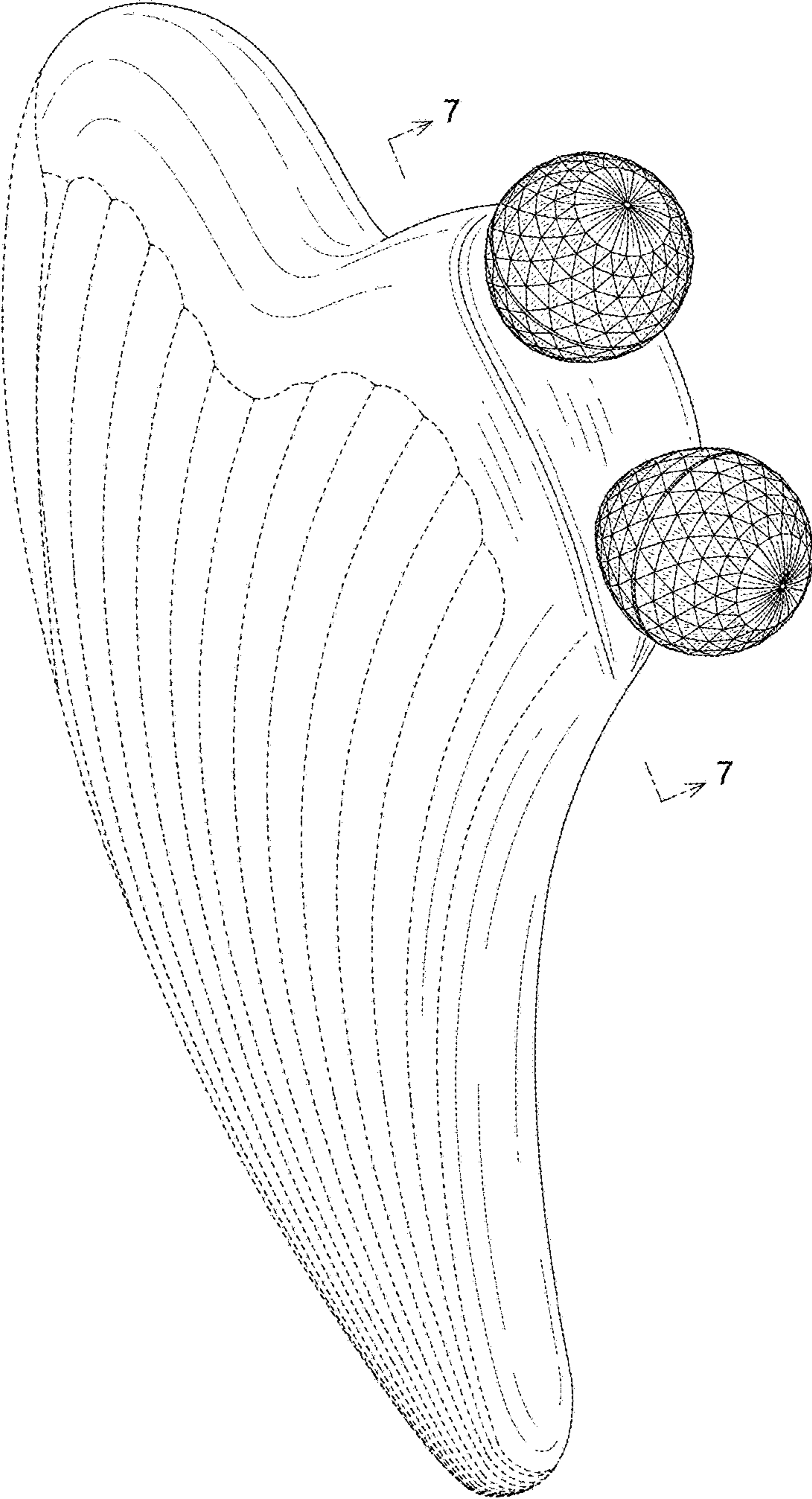


FIG.2

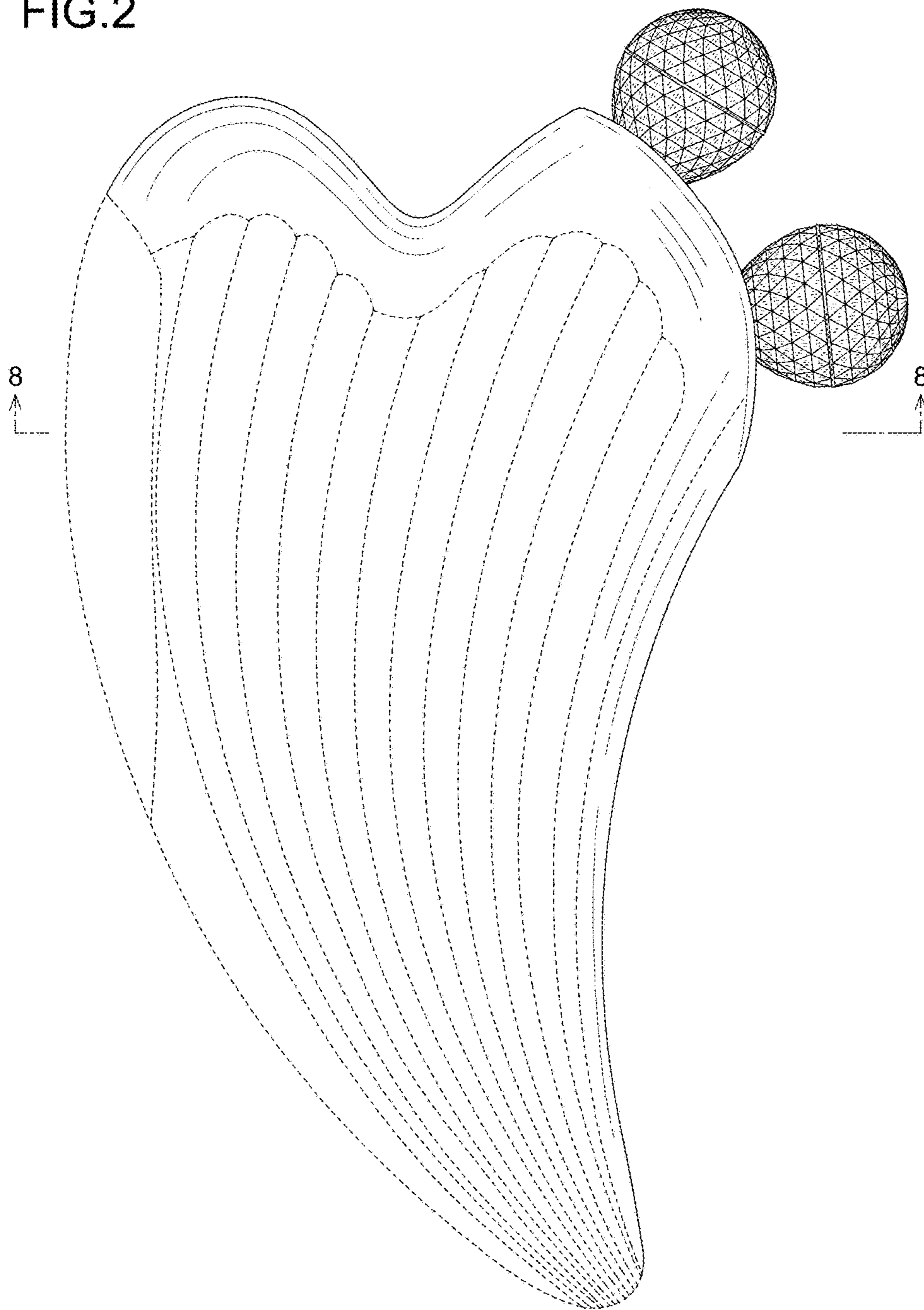


FIG.3

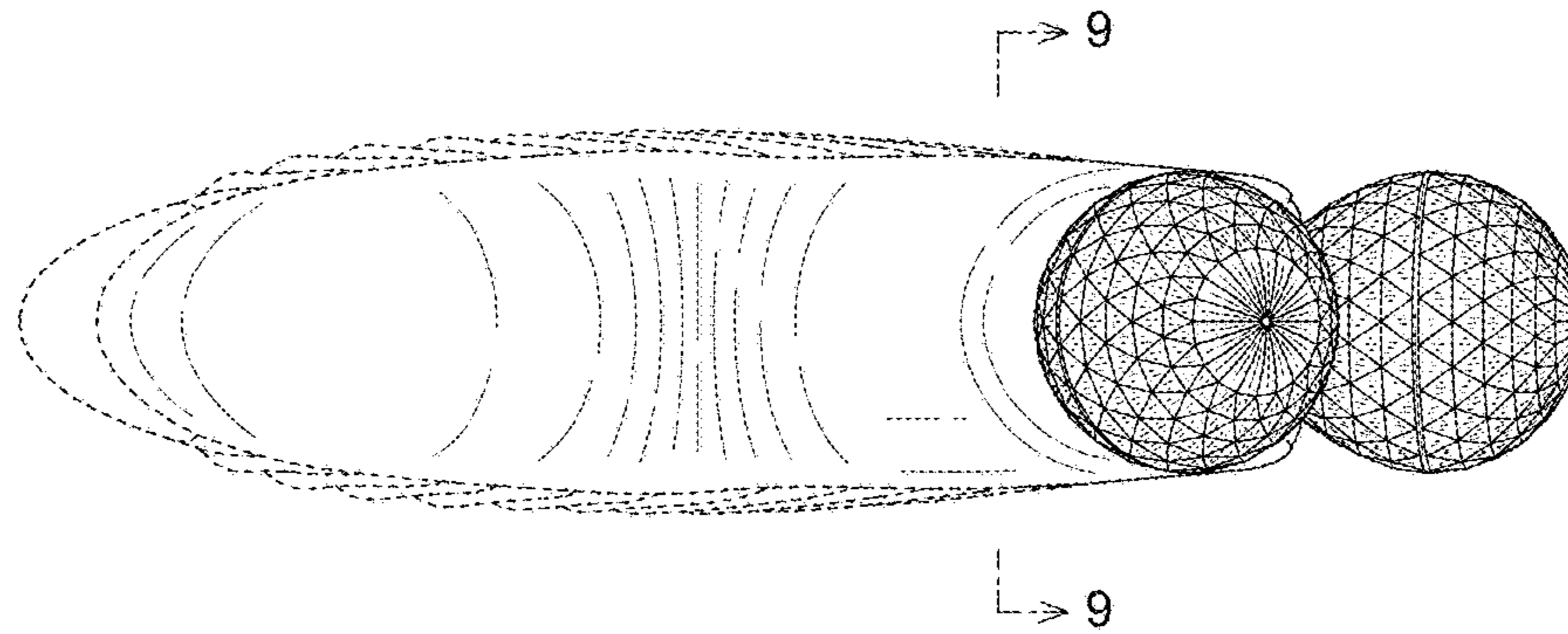


FIG.4

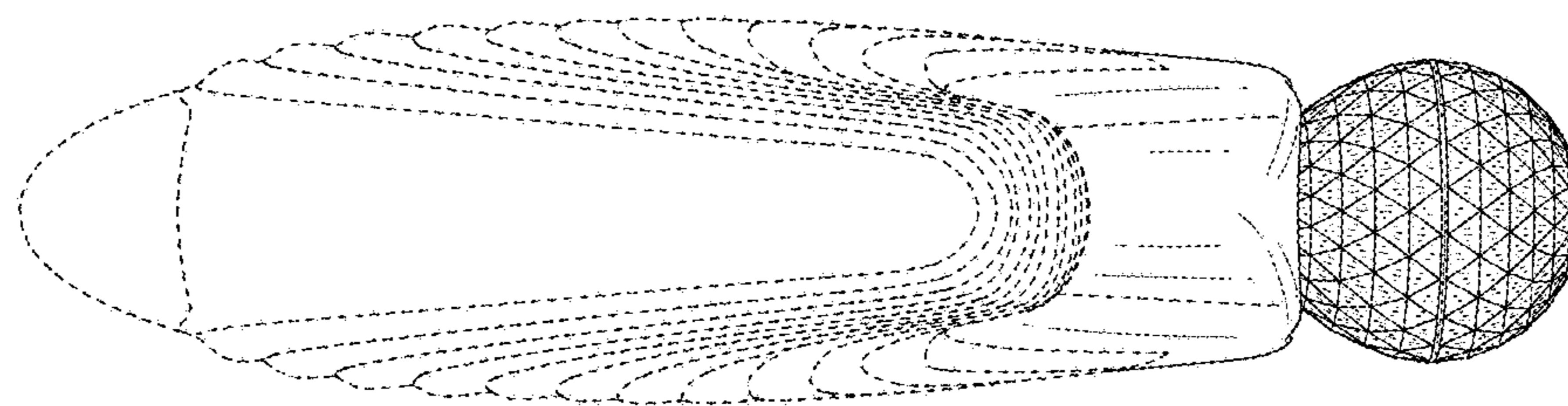


FIG.5

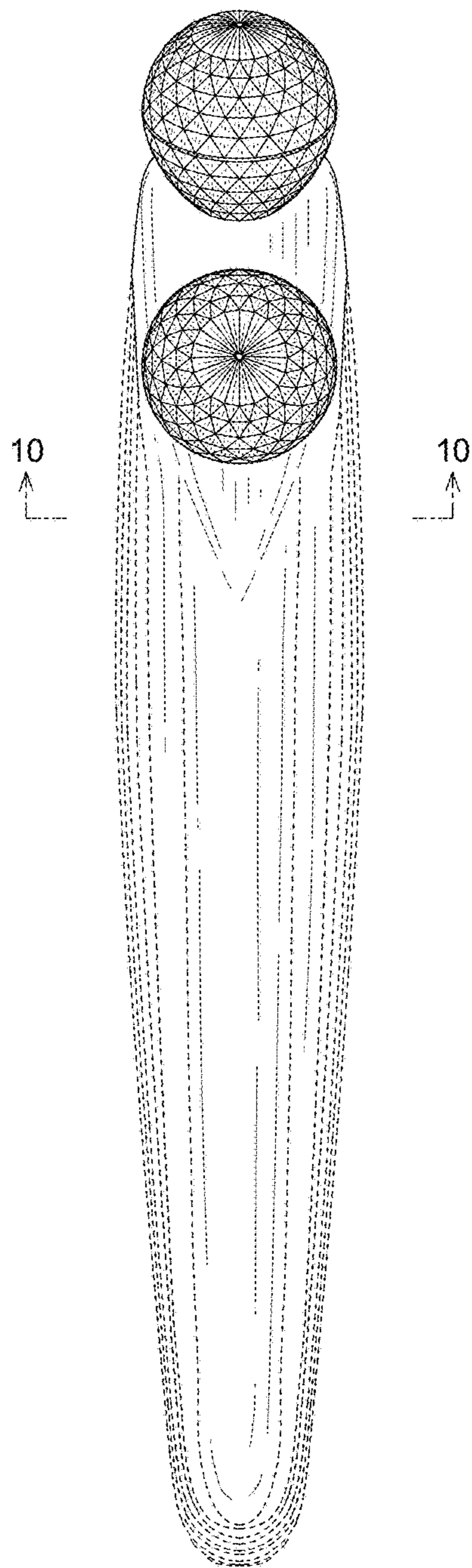


FIG.6

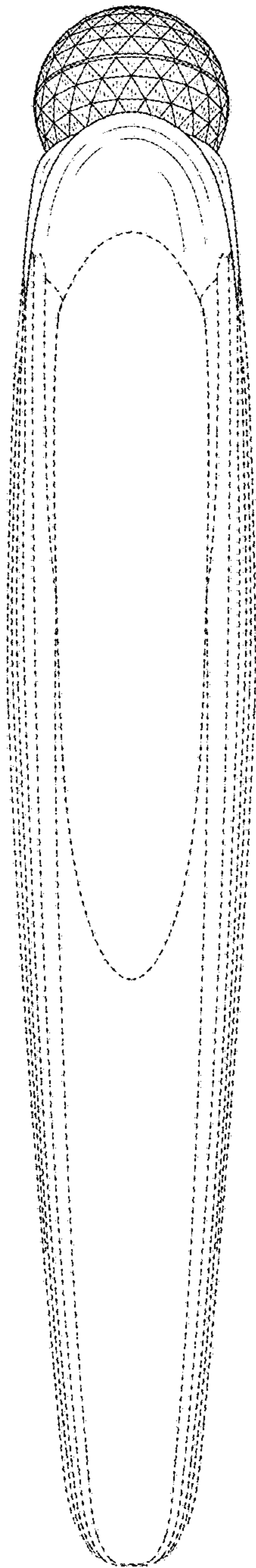
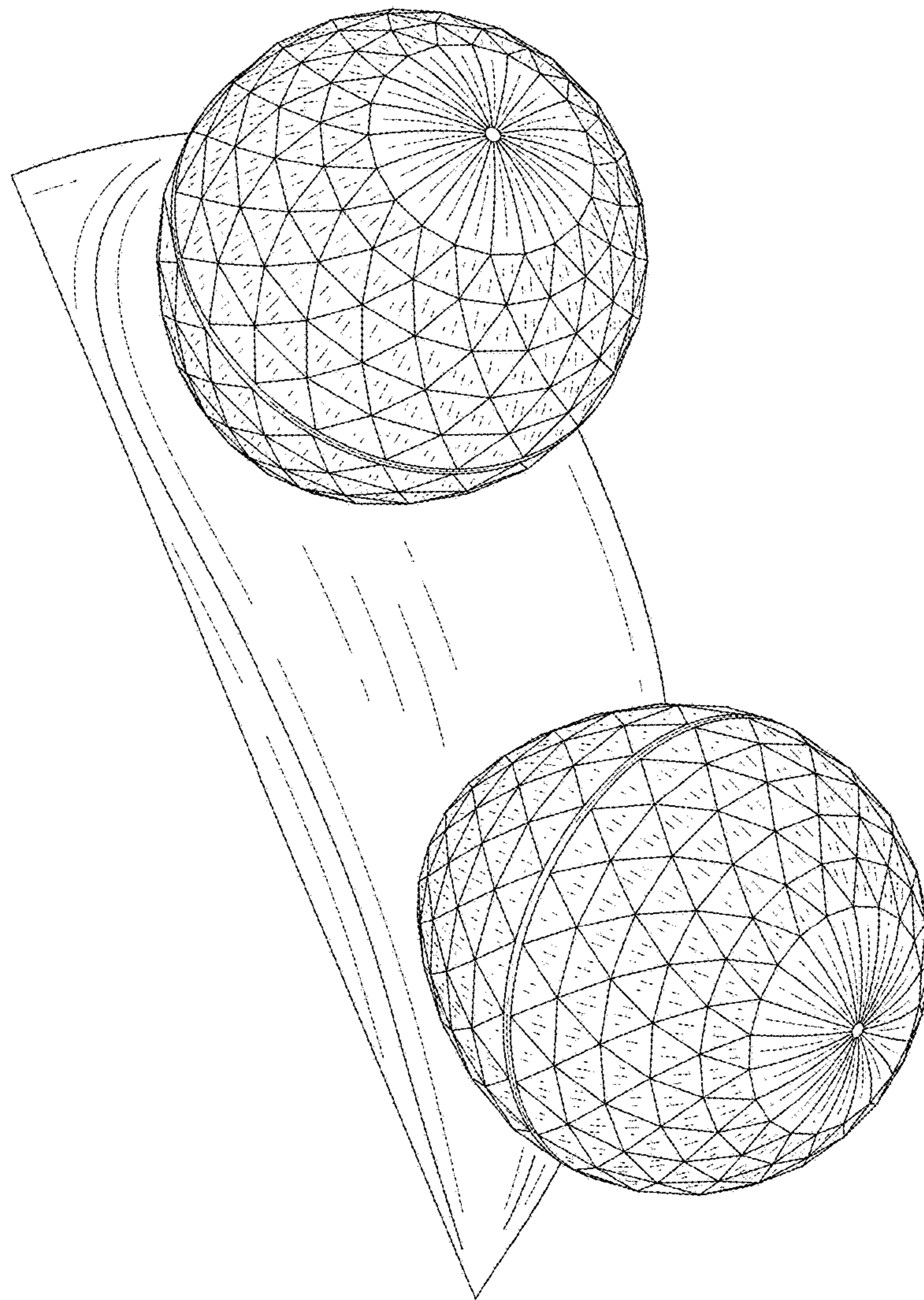


FIG.7



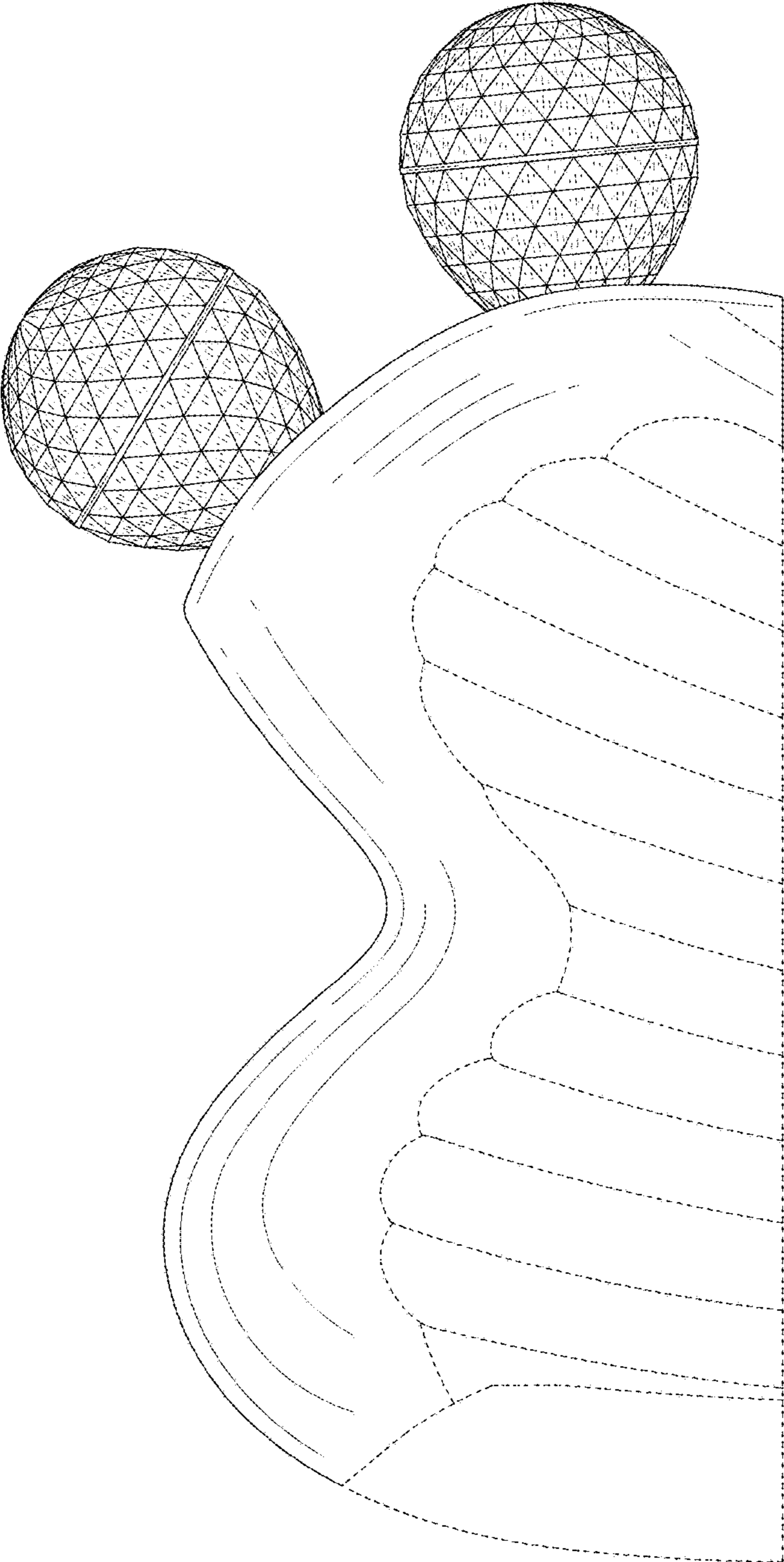


FIG.8

FIG.9

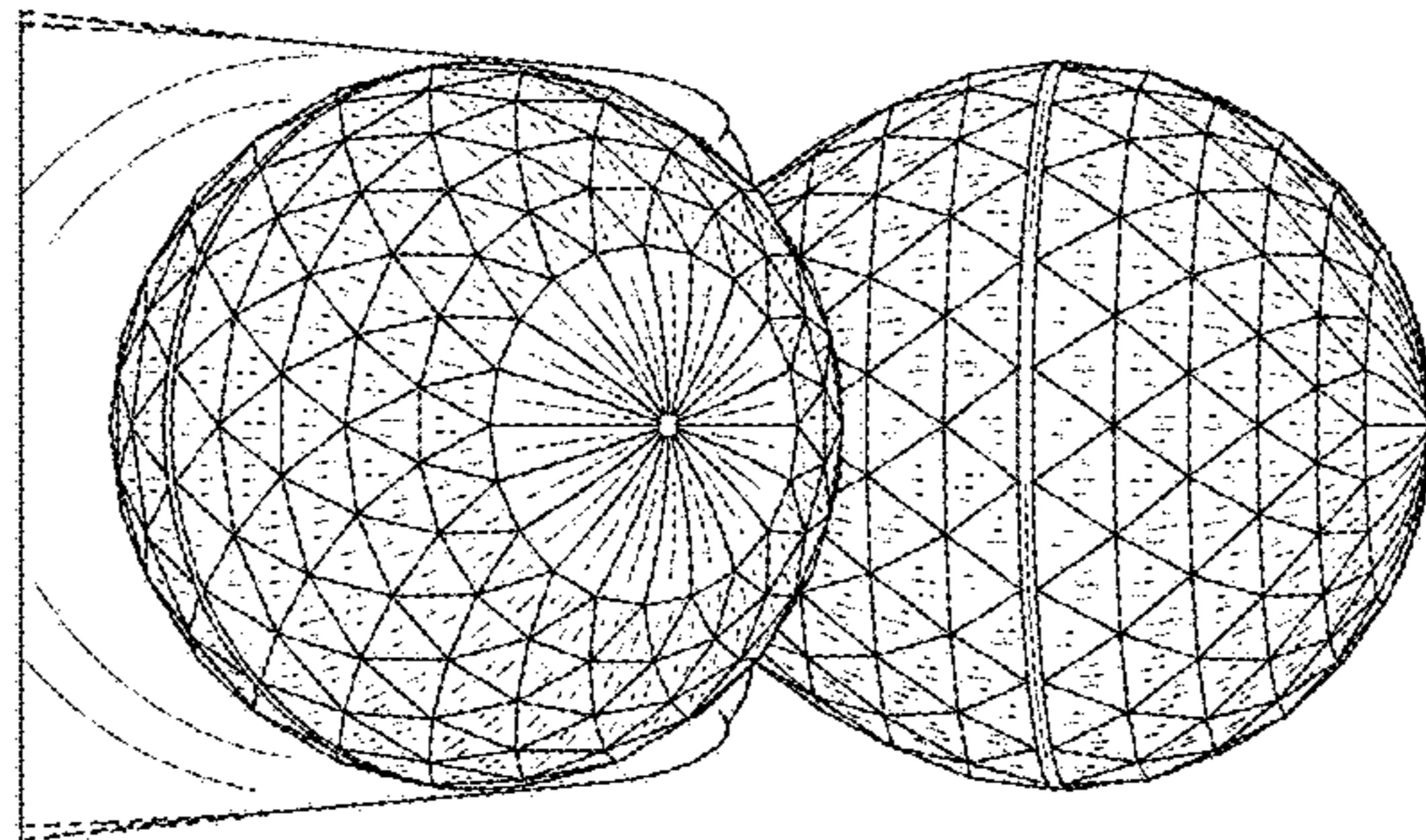
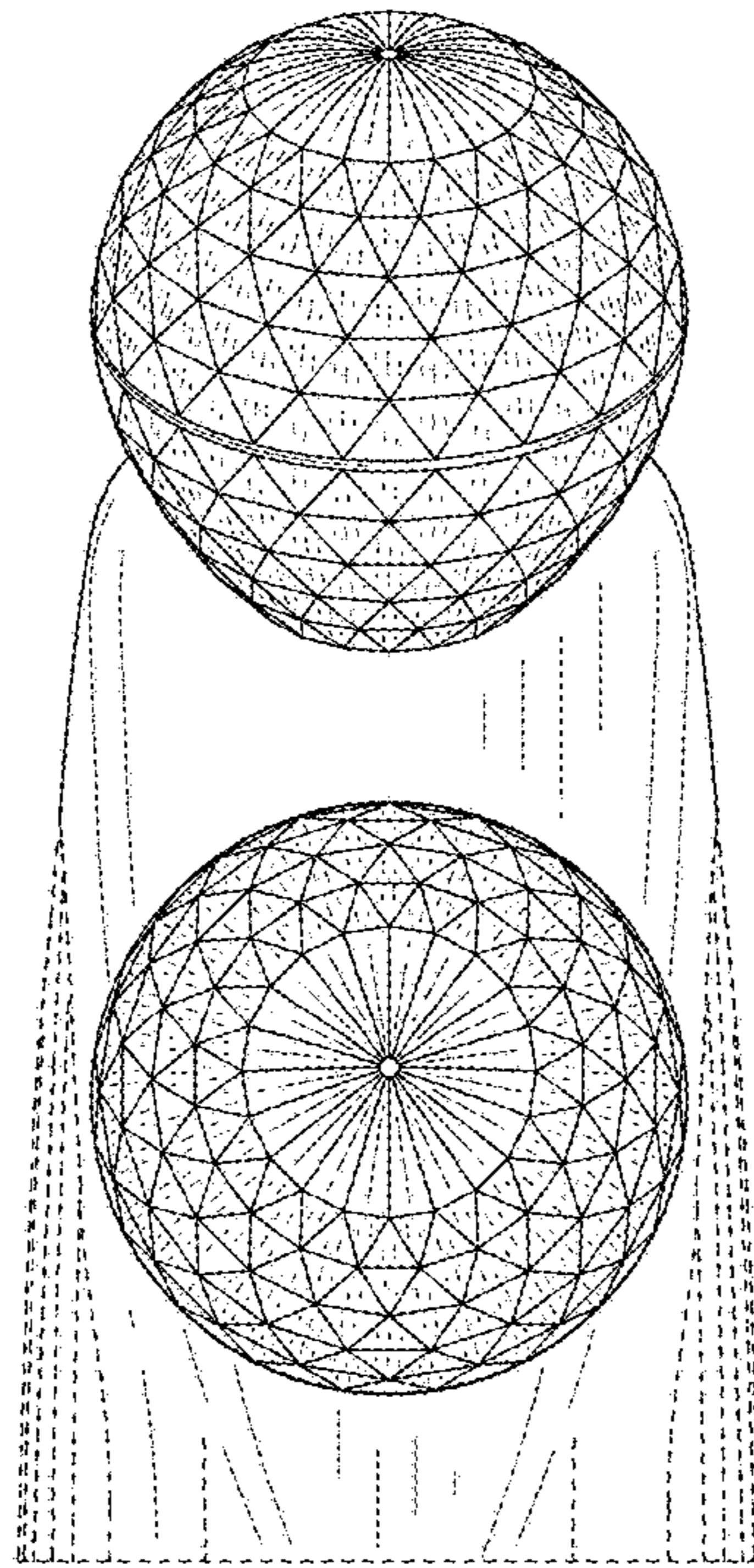


FIG.10



UNITED STATES PATENT AND TRADEMARK OFFICE
CERTIFICATE OF CORRECTION

PATENT NO. : D865,984 S
APPLICATION NO. : 29/649081
DATED : November 5, 2019
INVENTOR(S) : Tsuyoshi Matsushita

Page 1 of 1

It is certified that error appears in the above-identified patent and that said Letters Patent is hereby corrected as shown below:

On the Title Page

Item (73), in "Assignee", in Column 1, Line 1, delete "MTG Co., Ltd.," and insert --MTG Co., ltd.--
therefor

Signed and Sealed this
Twenty-sixth Day of January, 2021



Drew Hirshfeld
*Performing the Functions and Duties of the
Under Secretary of Commerce for Intellectual Property and
Director of the United States Patent and Trademark Office*