



US00D865983S

(12) **United States Design Patent**  
**Huang**

(10) **Patent No.:** **US D865,983 S**  
(45) **Date of Patent:** **\*\* Nov. 5, 2019**

- (54) **BALL FOR CONTRACTING THE VAGINA**
- (71) Applicant: **DONG GUAN MANTANG ELECTRONIC TECH. CO., LTD.**, Dongguan, Guandong Province (CN)
- (72) Inventor: **Shixin Huang**, Dongguan (CN)
- (73) Assignee: **Dong Guan Mantang Electronic Tech. Co., Ltd.**, Dongguan (CN)
- (\*\*) Term: **15 Years**
- (21) Appl. No.: **29/647,523**
- (22) Filed: **May 14, 2018**
- (51) **LOC (12) Cl.** ..... **28-03**
- (52) **U.S. Cl.**  
USPC ..... **D24/211**
- (58) **Field of Classification Search**  
USPC ..... D24/200, 211, 212, 213, 214, 215;  
601/19, 22, 46, 52, 63, 80, 99, 104,  
601/110-114, 118-120, 125, 134, 151,  
601/152, DIG. 12, DIG. 14, DIG. 15,  
601/DIG. 16, DIG. 17  
CPC ..... A61H 1/00; A61H 1/001; A61H 1/0237;  
A61H 2015/0007; A61H 2015/0014;  
A61H 2015/0042; A61H 2015/0064;  
A61H 15/00; A61H 2011/005; A61H  
19/44; A61H 19/50; A61H 21/00; A61H  
37/00  
See application file for complete search history.

- 5,993,377 A \* 11/1999 Hartwig ..... A61F 7/12  
600/38
- 6,370,912 B1 \* 4/2002 Sutton ..... A44C 15/0045  
482/105
- 6,562,018 B1 \* 5/2003 Russell ..... A63B 23/20  
604/105
- 6,723,031 B1 \* 4/2004 Wild ..... A63B 23/20  
128/842
- D687,959 S \* 8/2013 Reichmann ..... D24/215
- D692,154 S \* 10/2013 Faussett ..... D24/211
- D703,342 S \* 4/2014 Faussett ..... D24/215
- D705,941 S \* 5/2014 Hahr ..... D24/215
- D706,442 S \* 6/2014 Hahr ..... D24/215
- D712,029 S \* 8/2014 Tai ..... D24/141
- D712,030 S \* 8/2014 Tai ..... D24/141
- 9,333,143 B2 \* 5/2016 Weber ..... A61H 1/02
- D760,898 S \* 7/2016 Xie ..... D24/141
- D826,422 S \* 8/2018 Cheung ..... D24/215

**FOREIGN PATENT DOCUMENTS**

WO WO-2014015901 A1 \* 1/2014 ..... A61H 19/40

\* cited by examiner

*Primary Examiner* — Sandra S Snapp

(57) **CLAIM**

The ornamental design for a ball for contracting the vagina, as shown and described.

**DESCRIPTION**


FIG. 1 is a front view of the ball for contracting the vagina; FIG. 2 is a back view thereof; FIG. 3 is a left side view thereof; FIG. 4 is a right side view thereof; FIG. 5 is an enlarged top plan view thereof; FIG. 6 is an enlarged bottom plan view thereof; and, FIG. 7 is a perspective view of the ball for contracting the vagina of FIG. 1.

**1 Claim, 7 Drawing Sheets**

(56) **References Cited**

**U.S. PATENT DOCUMENTS**

- 3,726,273 A \* 4/1973 Cole ..... A61B 5/227  
482/112
- D398,402 S \* 9/1998 Kirk ..... D24/211






FIG. 1





FIG. 2




FIG. 3






FIG. 4




FIG. 5





FIG. 6

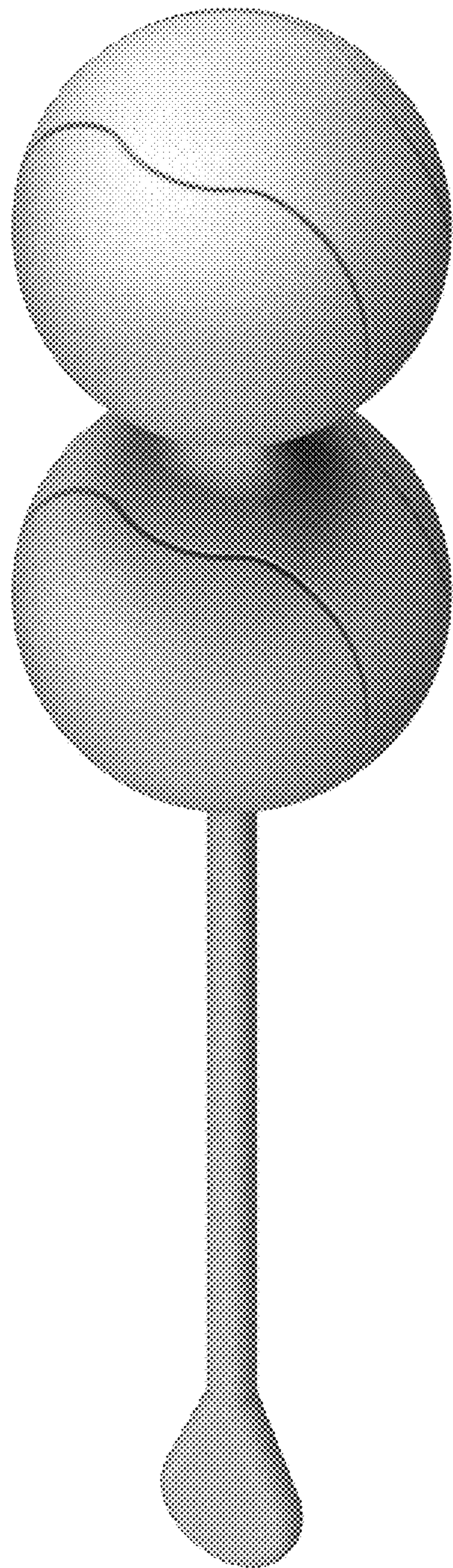


FIG. 7