



US00D865979S

(12) **United States Design Patent**  
**Figures**

(10) **Patent No.:** **US D865,979 S**  
(45) **Date of Patent:** **\*\* Nov. 5, 2019**

- (54) **SENSORY ACTIVITY SACK**
- (71) Applicant: **Ida Figures**, Bakersfield, CA (US)
- (72) Inventor: **Ida Figures**, Bakersfield, CA (US)
- (\*\*) Term: **15 Years**
- (21) Appl. No.: **29/645,570**
- (22) Filed: **Apr. 27, 2018**
- (51) **LOC (12) Cl.** ..... **28-03**
- (52) **U.S. Cl.**  
USPC ..... **D24/200; D2/743**
- (58) **Field of Classification Search**  
USPC ..... D24/200, 206, 208; D2/743, 728, 830;  
D29/100; 2/69, 455-456, 2.17  
CPC .... A61F 7/03; A61F 7/02; A61F 7/00; A61M  
21/0094; A61M 21/02; A61M 2021/0005;  
A41D 27/28  
See application file for complete search history.

7,766,950 B2 \* 8/2010 Castellani ..... A61F 7/03  
607/108  
7,837,721 B2 \* 11/2010 Augustine ..... A61F 7/00  
607/104  
D698,031 S \* 1/2014 Viner ..... D24/200  
2018/0326175 A1 \* 11/2018 Figures ..... A41D 27/28  
\* cited by examiner

*Primary Examiner* — Wan Laymon  
(74) *Attorney, Agent, or Firm* — Matthew C. McCartney;  
Eastman McCartney Dallmann LLP

(57) **CLAIM**

The ornamental design for a sensory activity sack, as shown and described.

**DESCRIPTION**


FIG. 1 is a perspective view of the sensory activity sack;  
FIG. 2 is a front view of the sensory activity sack;  
FIG. 3 is a back view of the sensory activity sack;  
FIG. 4 is a right side view of the sensory activity sack;  
FIG. 5 is a left side view of the sensory activity sack;  
FIG. 6 is a top view of the sensory activity sack; and,  
FIG. 7 is a bottom view of the sensory activity sack.  
The broken line are included for the purpose of illustrating unclaimed portions of the sensory activity sack as well as unclaimed environmental structure. The broken lines in the drawings form no part of the claimed design.

**1 Claim, 6 Drawing Sheets**

(56) **References Cited**

U.S. PATENT DOCUMENTS

- 6,014,772 A \* 1/2000 Connelly ..... A41D 3/005  
2/69
- D539,911 S \* 4/2007 Kirkland ..... D24/200






FIG. 1



FIG. 2




FIG. 3

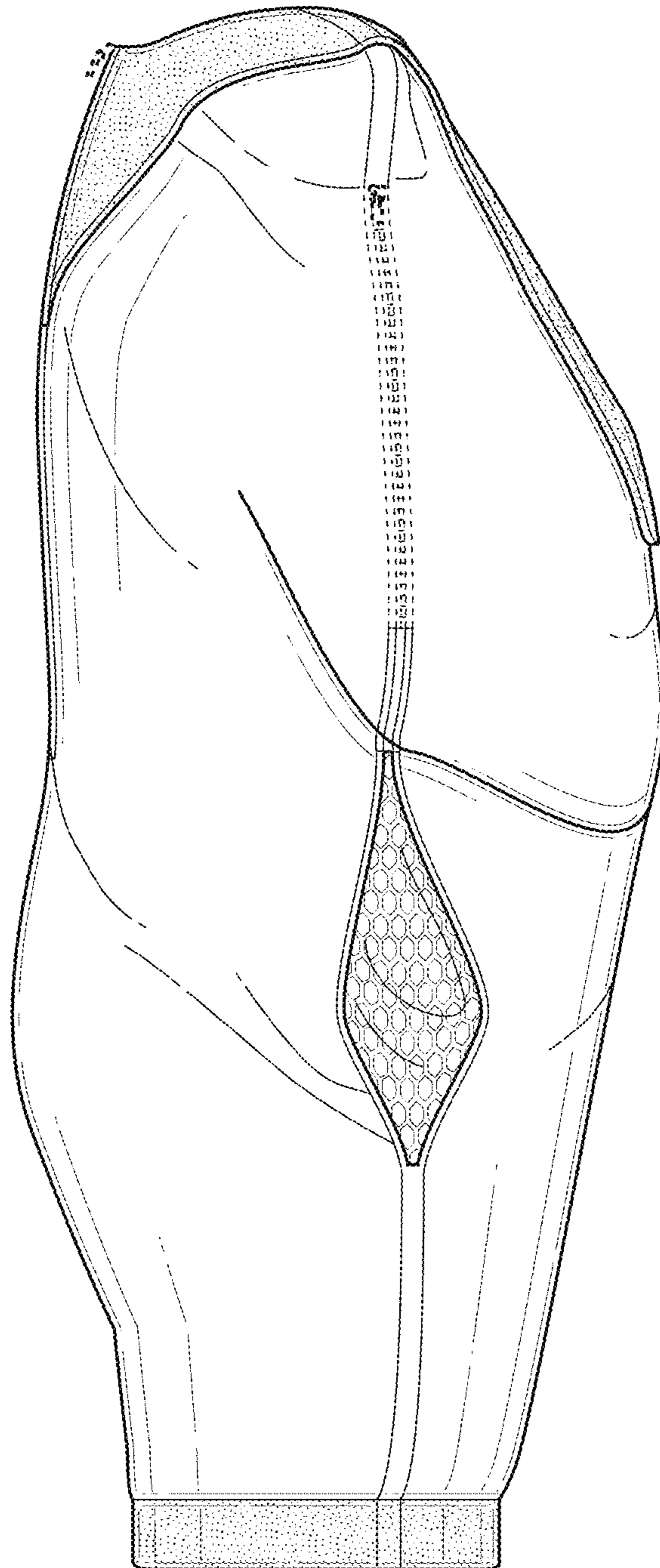


FIG. 4

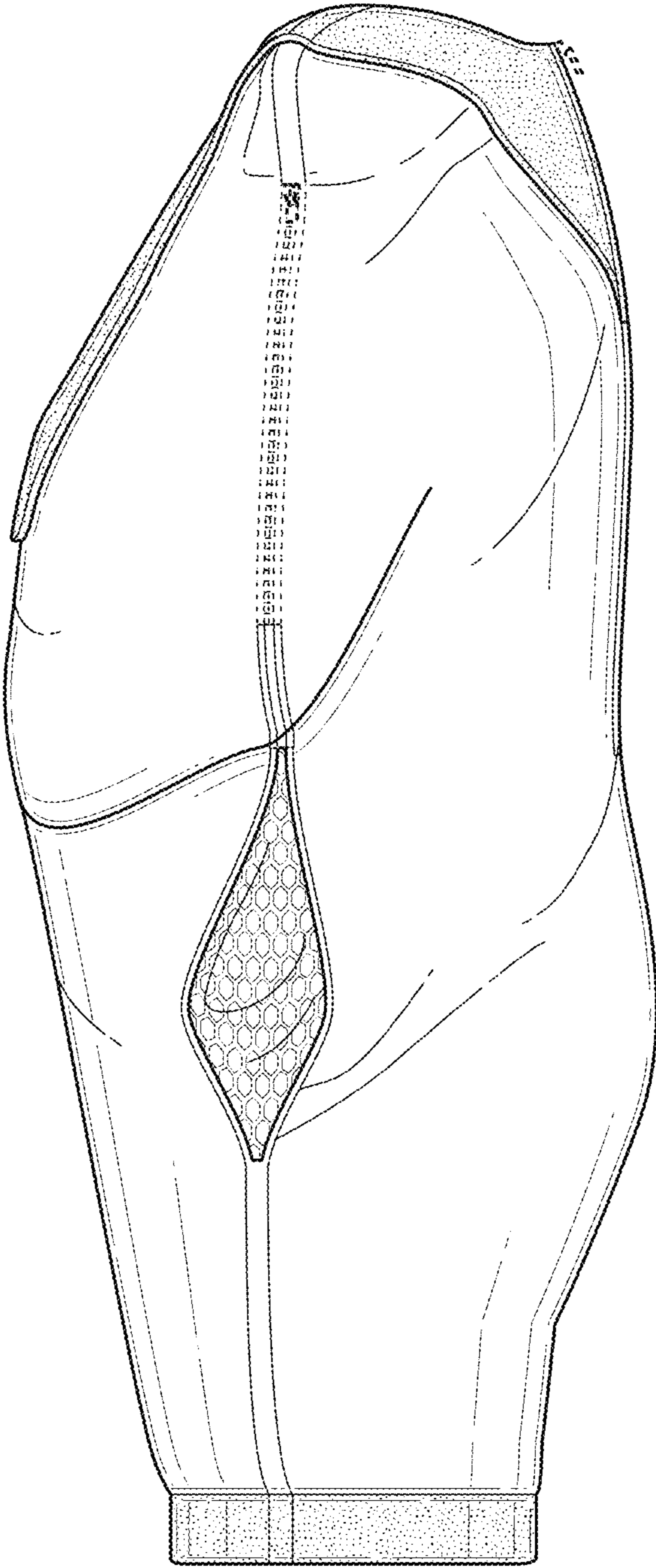


FIG. 5

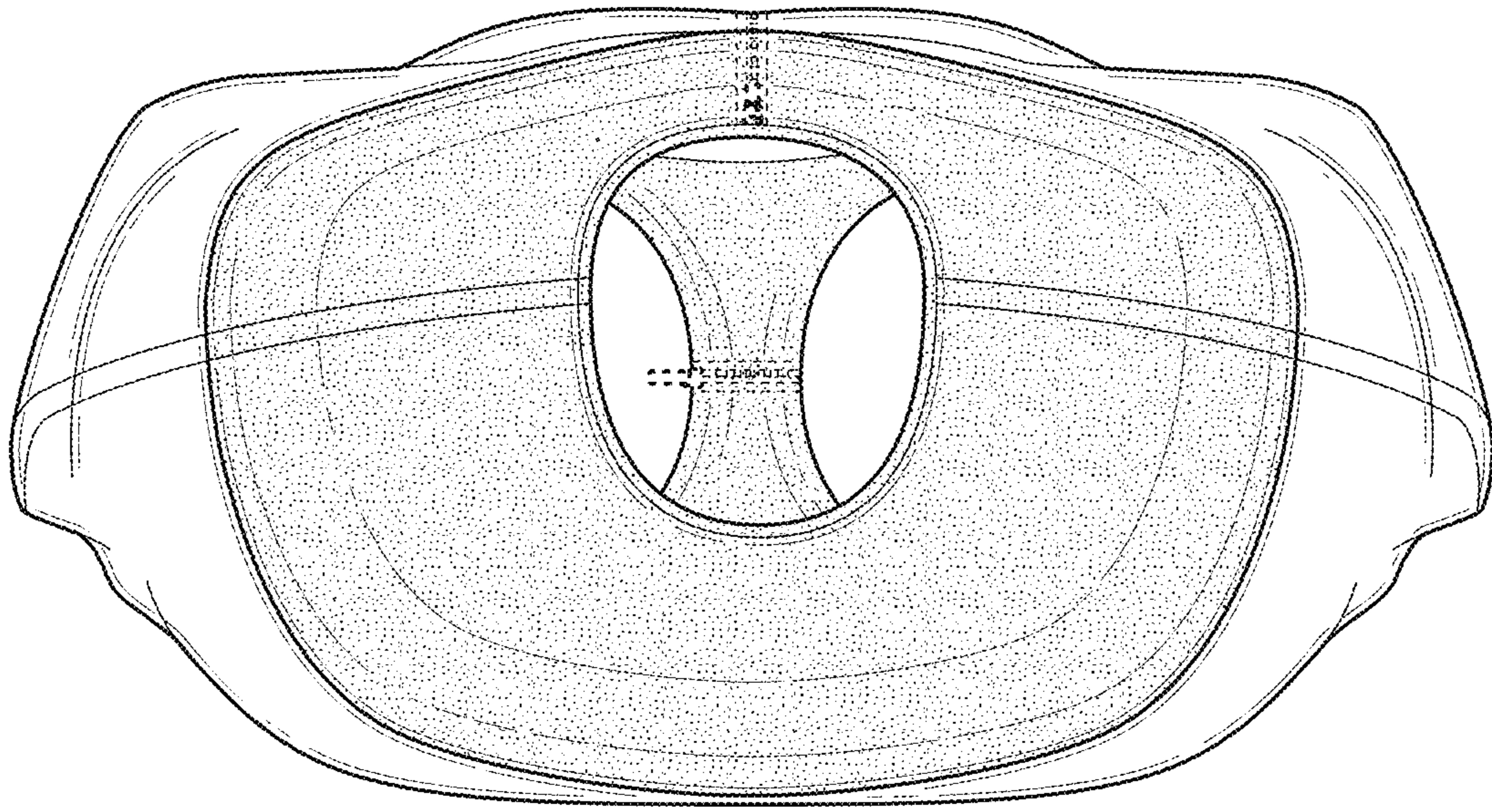


FIG. 6

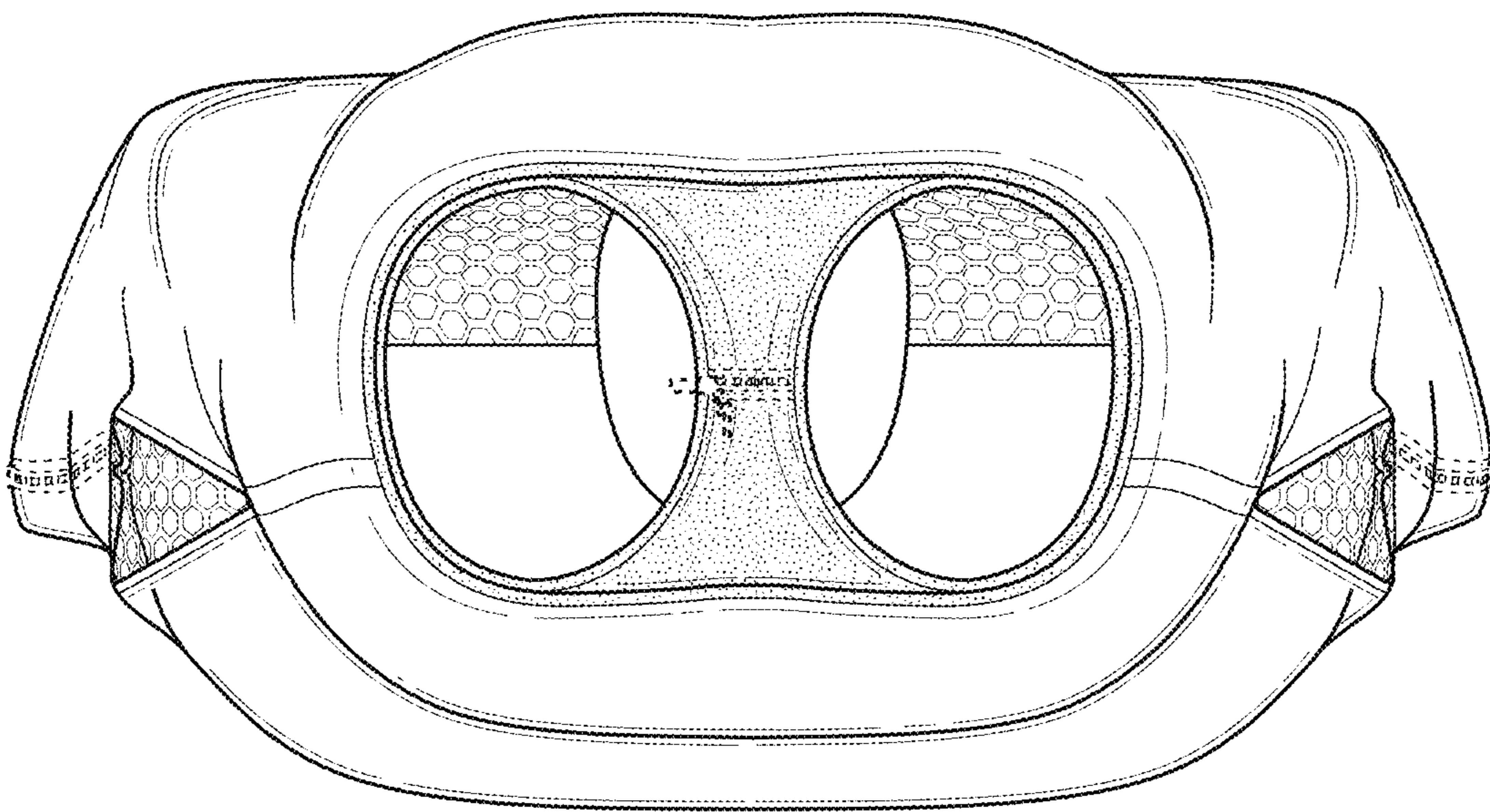


FIG. 7