



US00D865952S

(12) **United States Design Patent** (10) **Patent No.:** **US D865,952 S**  
**Ståhl et al.** (45) **Date of Patent:** **\*\* Nov. 5, 2019**

(54) **SANITARY ARTICLE**  
(71) Applicant: **Essity Hygiene and Health Aktiebolag, Göteborg (SE)**  
(72) Inventors: **Shadi Ståhl, Göteborg (SE); Anna Bagger-Sjöbäck, Göteborg (SE); Anita Haraldsson Hedbratt, Mölnlycke (SE); Daniela Alonso, Morelos (MX)**  
(73) Assignee: **Essity Hygiene and Health Aktiebolag, Gothenburg (SE)**

D674,483 S \* 1/2013 Hood ..... D24/125  
D678,518 S \* 3/2013 R. Marcelo ..... D24/125  
D724,205 S \* 3/2015 Cardin ..... D24/124  
D759,233 S \* 6/2016 Gressle ..... D24/125  
D766,428 S \* 9/2016 Gressle ..... D24/125  
D782,661 S \* 3/2017 Latshaw ..... D24/125  
D782,662 S \* 3/2017 Latshaw ..... D24/125  
D787,049 S \* 5/2017 Lundstrom ..... D24/125  
D806,866 S \* 1/2018 Bova ..... D24/125  
D815,275 S \* 4/2018 Hood ..... D24/124  
D816,214 S \* 4/2018 Bruce ..... D24/125  
D825,743 S \* 8/2018 Canfield ..... D24/124  
D833,605 S \* 11/2018 Persson ..... D24/125

(\*\*) Term: **15 Years**  
(21) Appl. No.: **29/637,820**  
(22) Filed: **Feb. 22, 2018**

**FOREIGN PATENT DOCUMENTS**

EM RCD2575142 5/2015  
EM 2495796 9/2015  
EM 2471581 6/2016  
EM 2576926 6/2016

\* cited by examiner

(30) **Foreign Application Priority Data**  
Aug. 22, 2017 (EM) ..... 004157873  
(51) **LOC (12) Cl.** ..... **24-04**  
(52) **U.S. Cl.**  
USPC ..... **D24/125**  
(58) **Field of Classification Search**  
USPC ..... D24/124, 125, 126; 604/347, 348,  
604/358-361, 378, 380, 385.01, 385.22,  
604/385.24, 385.25  
CPC ..... A61F 13/704; A61F 13/5616; A61F  
13/4758; A61F 13/472  
See application file for complete search history.

*Primary Examiner* — Cathron C Brooks  
*Assistant Examiner* — Samatha Q Lawrence  
(74) *Attorney, Agent, or Firm* — Wood Herron & Evans LLP

(57) **CLAIM**

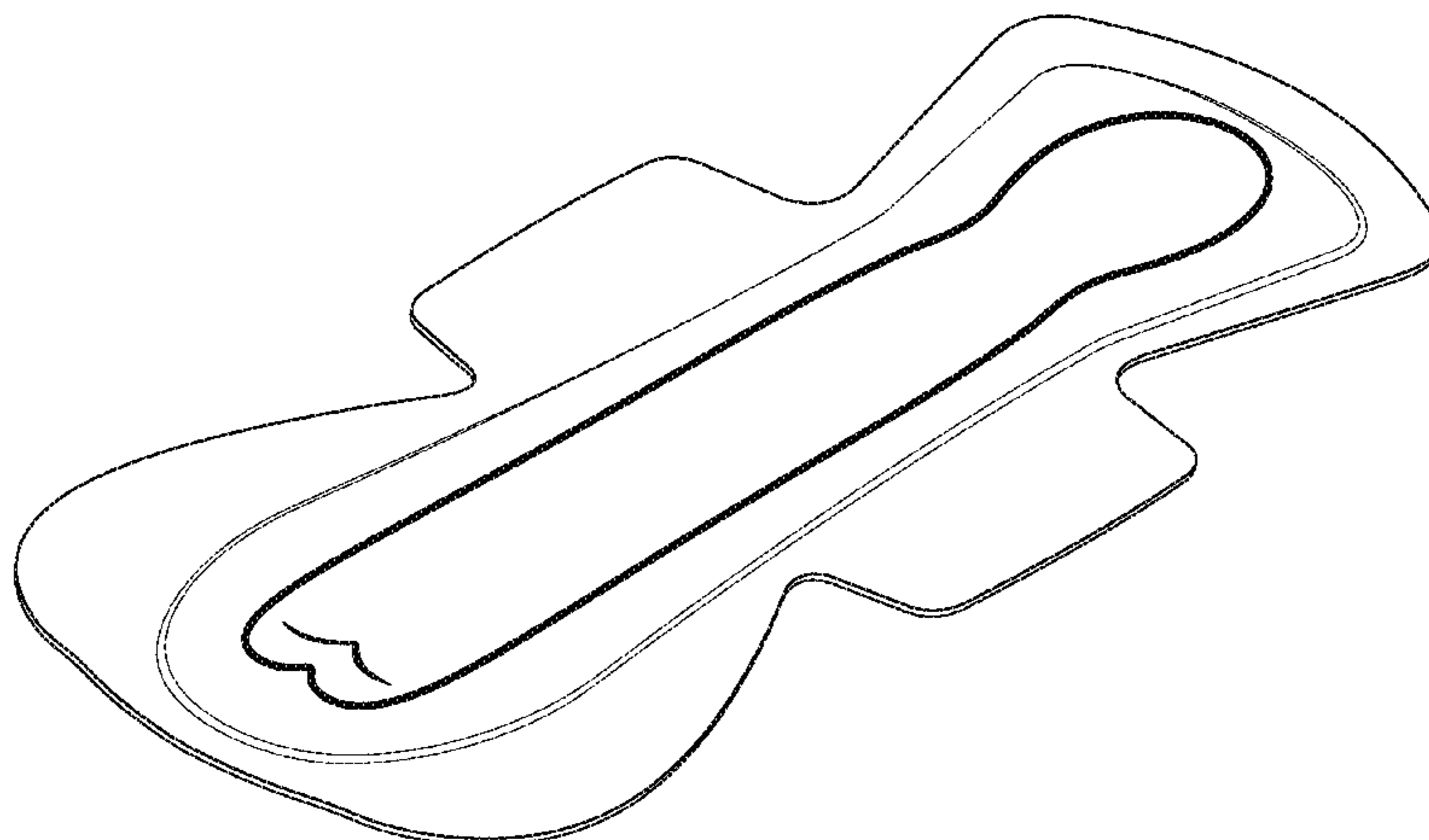
The ornamental design for a sanitary article, as shown and described.

**DESCRIPTION**

FIG. 1 is a top perspective view of a sanitary article showing our new design.  
FIG. 2 is a top plan view thereof.  
FIG. 3 is a bottom plan thereof.  
FIG. 4 is a left side elevational view thereof.  
FIG. 5 is a right side elevational view thereof.  
FIG. 6 is a front elevational view thereof; and,  
FIG. 7 is a rear elevational view thereof.

(56) **References Cited**  
**U.S. PATENT DOCUMENTS**  
D481,796 S \* 11/2003 De Carvalho ..... D24/125  
D607,560 S \* 1/2010 Bruzadin ..... D24/124  
D612,491 S \* 3/2010 Sullivan Conrad ..... D24/124  
D641,867 S \* 7/2011 Hood ..... D24/124  
D664,643 S \* 7/2012 Ungers ..... D24/125

**1 Claim, 7 Drawing Sheets**



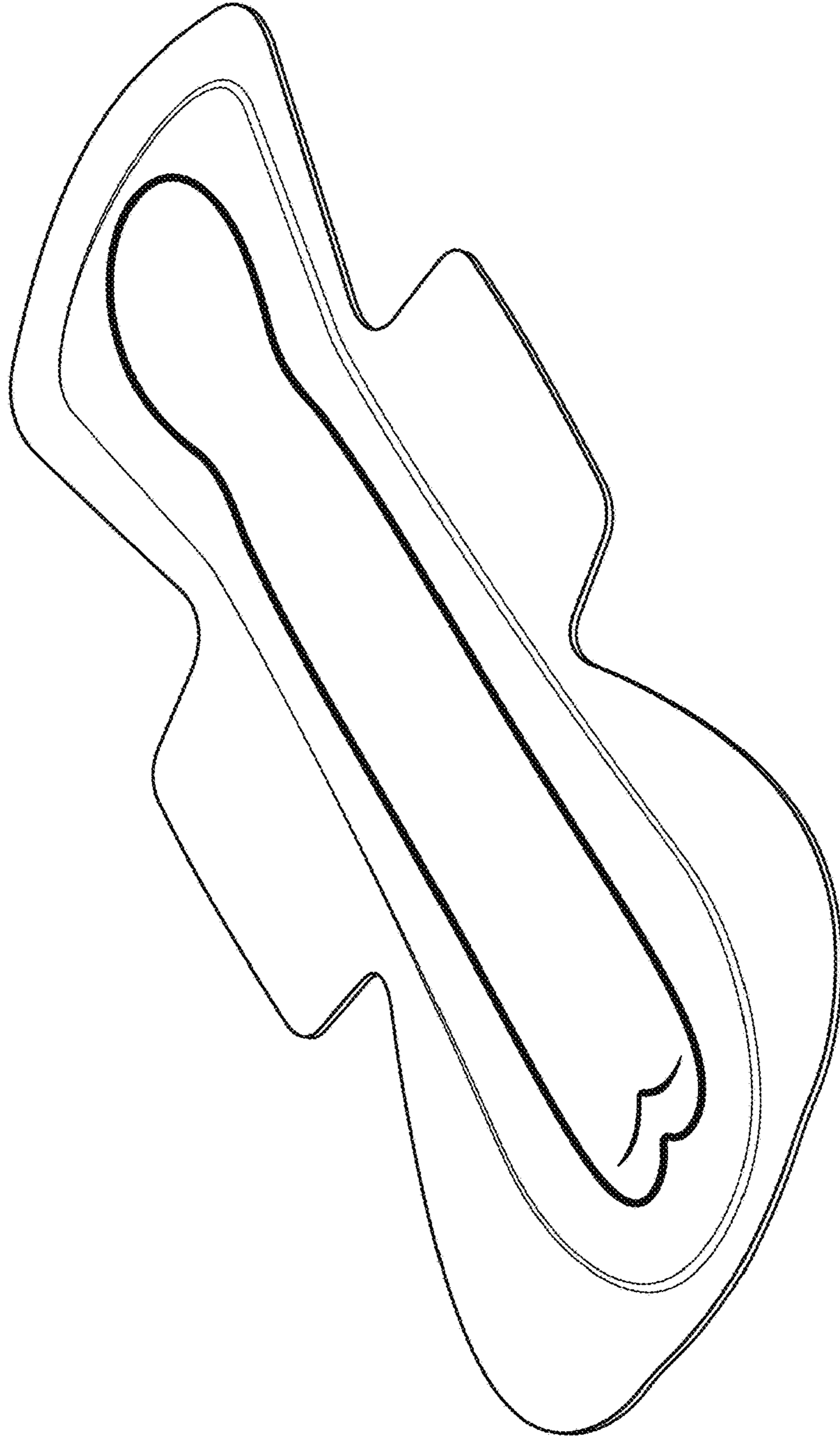


FIG. 1

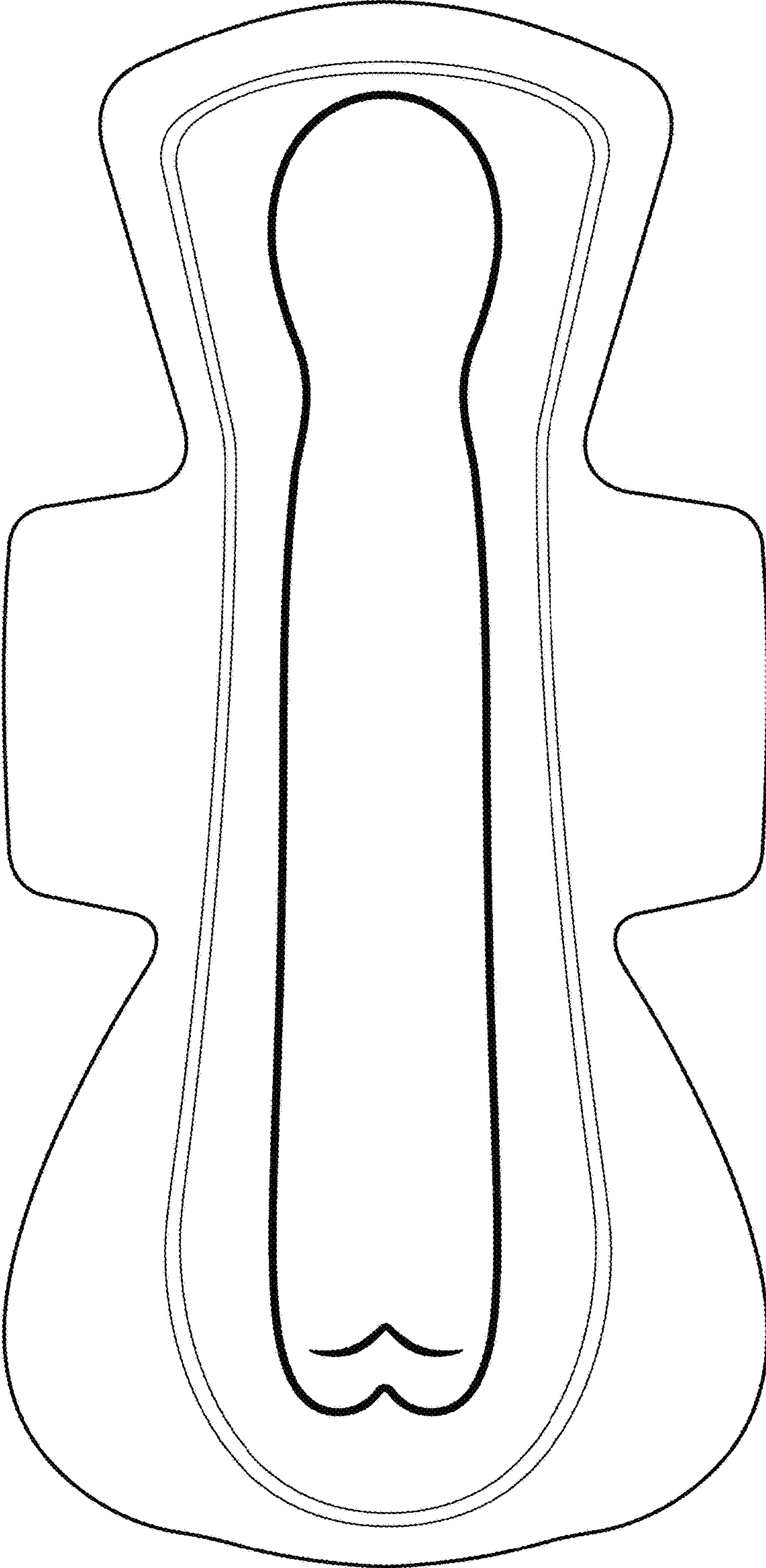


FIG. 2




FIG. 3

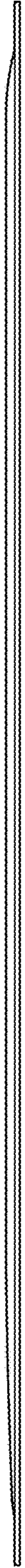


FIG. 4



FIG. 5

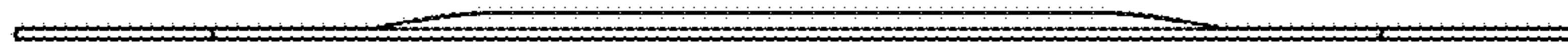


FIG. 6




FIG. 7