



US00D865946S

(12) **United States Design Patent** (10) **Patent No.:** **US D865,946 S**  
**Horlock** (45) **Date of Patent:** **\*\* Nov. 5, 2019**

(54) **DRUG DELIVERY DEVICE**  
(71) Applicant: **Norton Healthcare Limited**, Castleford (GB)  
(72) Inventor: **Mark Horlock**, Munich (DE)  
(73) Assignee: **Norton Healthcare Limited**, Castleford (GB)

(\*\*) Term: **15 Years**  
(21) Appl. No.: **29/612,595**

(22) Filed: **Aug. 2, 2017**  
(51) **LOC (12) Cl.** ..... **24-02**  
(52) **U.S. Cl.**  
USPC ..... **D24/114**  
(58) **Field of Classification Search**  
USPC ..... D24/127-131, 112-114, 133, 186;  
606/181, 185; 604/264, 523-528, 272,  
604/187, 158, 164.01-164.11, 181, 184,  
604/227; 600/101, 139, 143;  
128/200.24, 207.14, 207.15  
CPC ..... A61M 5/178; A61M 3/00; A61M 5/20;  
A61M 5/31; A61M 5/3146; A61M  
5/3129; A61M 5/3148; A61M 5/315  
See application file for complete search history.

(56) **References Cited**  
U.S. PATENT DOCUMENTS

D696,774 S	*	12/2013	Guarraia	.....	D24/113
D757,255 S	*	5/2016	Wohlfahrt	.....	D24/113
D758,566 S	*	6/2016	Chen	.....	D24/113
D774,641 S	*	12/2016	Miggels	.....	D24/113
D802,750 S	*	11/2017	Jones	.....	D24/113
D810,282 S	*	2/2018	Ratjen	.....	D24/113

D814,022 S	*	3/2018	Boyaval	.....	D24/113
D815,732 S	*	4/2018	Mills	.....	D24/112
D815,737 S	*	4/2018	Bergstrom	.....	D24/130
D816,212 S	*	4/2018	Daniel	.....	A61M 5/2033 D24/112
D819,198 S	*	5/2018	Boyaval	.....	D24/113
D819,200 S	*	5/2018	Stonecipher	.....	D24/114
D819,804 S	*	6/2018	Knight	.....	D24/113

\* cited by examiner

*Primary Examiner* — David G Muller  
(74) *Attorney, Agent, or Firm* — Gardella Grace P.A.

(57) **CLAIM**

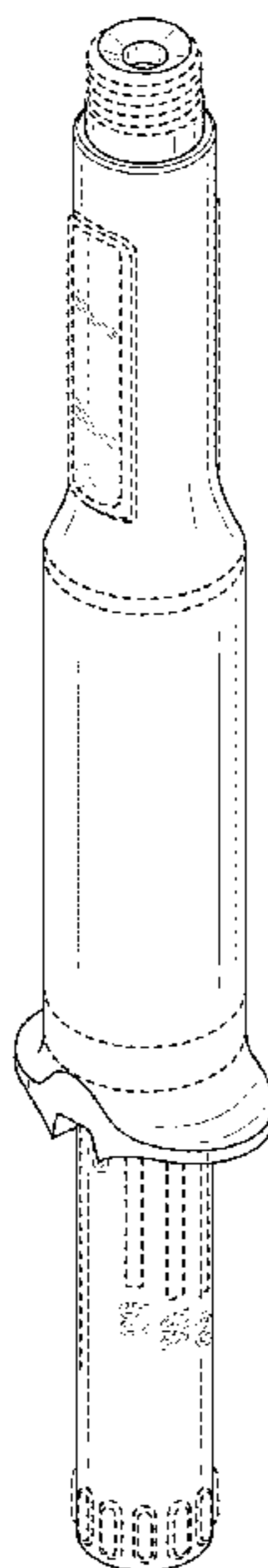
The ornamental design for a drug delivery device, as shown and described.

**DESCRIPTION**

FIG. 1 is a perspective view of a drug delivery device showing an embodiment of our new design;  
FIG. 2 is a first side view thereof;  
FIG. 3 is a second side view thereof;  
FIG. 4 is a third side view thereof;  
FIG. 5 is a fourth side view thereof;  
FIG. 6 is a front view thereof;  
FIG. 7 are a rear view thereof;  
FIG. 8 is a perspective view of a drug delivery device showing an embodiment of our new design;  
FIG. 9 is a first side view thereof;  
FIG. 10 is a second side view thereof;  
FIG. 11 is a third side view thereof;  
FIG. 12 is a fourth side view thereof;  
FIG. 13 is a front view thereof; and,  
FIG. 14 are a rear view thereof.

The broken lines in the drawings illustrate environmental subject matter and form no part of the claimed design.

**1 Claim, 12 Drawing Sheets**



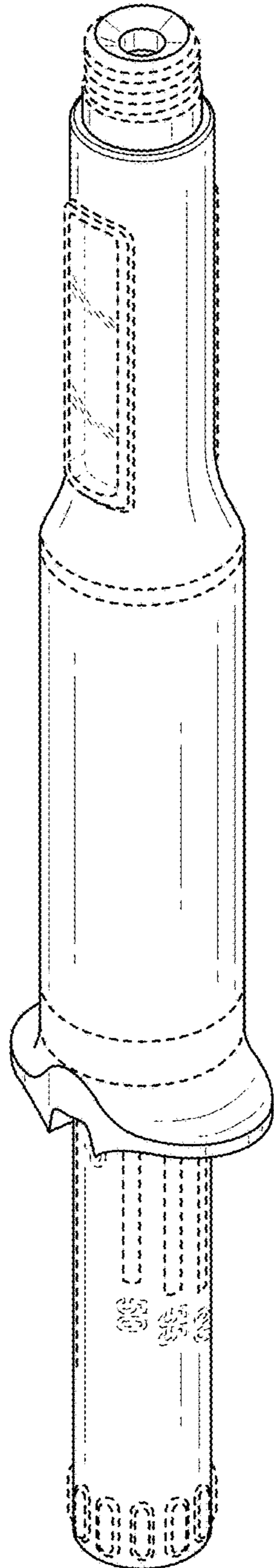


FIG. 1

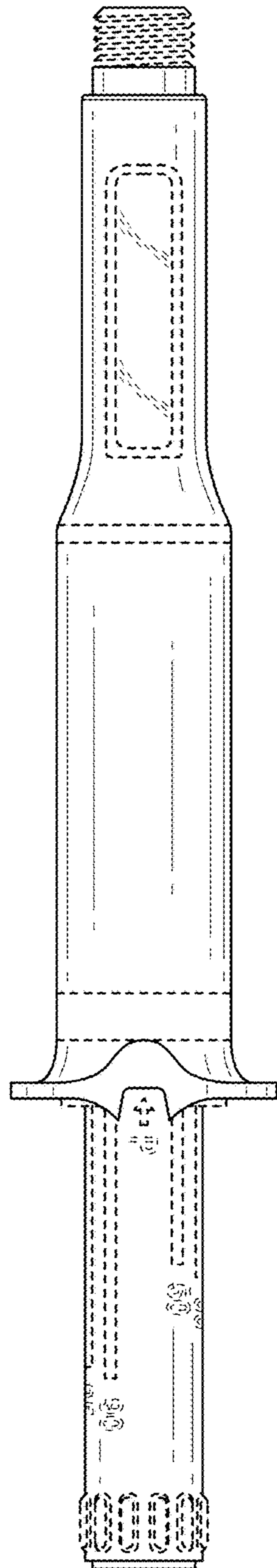


FIG. 2

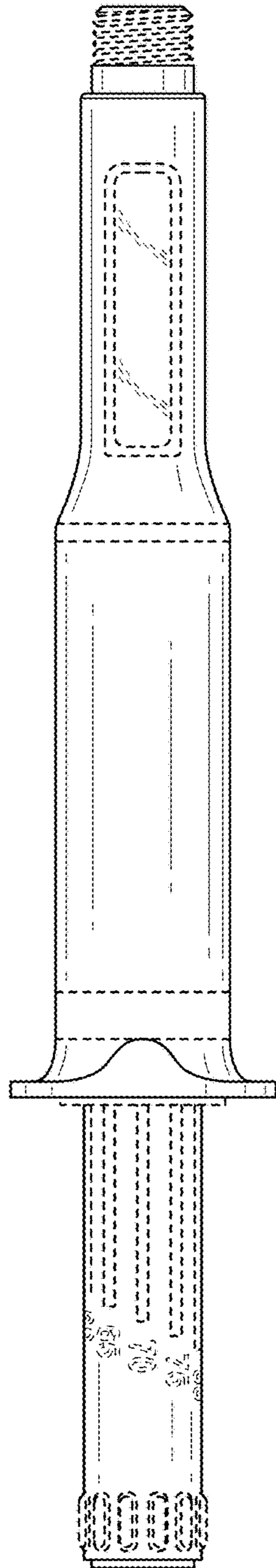


FIG. 3




FIG. 4




FIG. 5

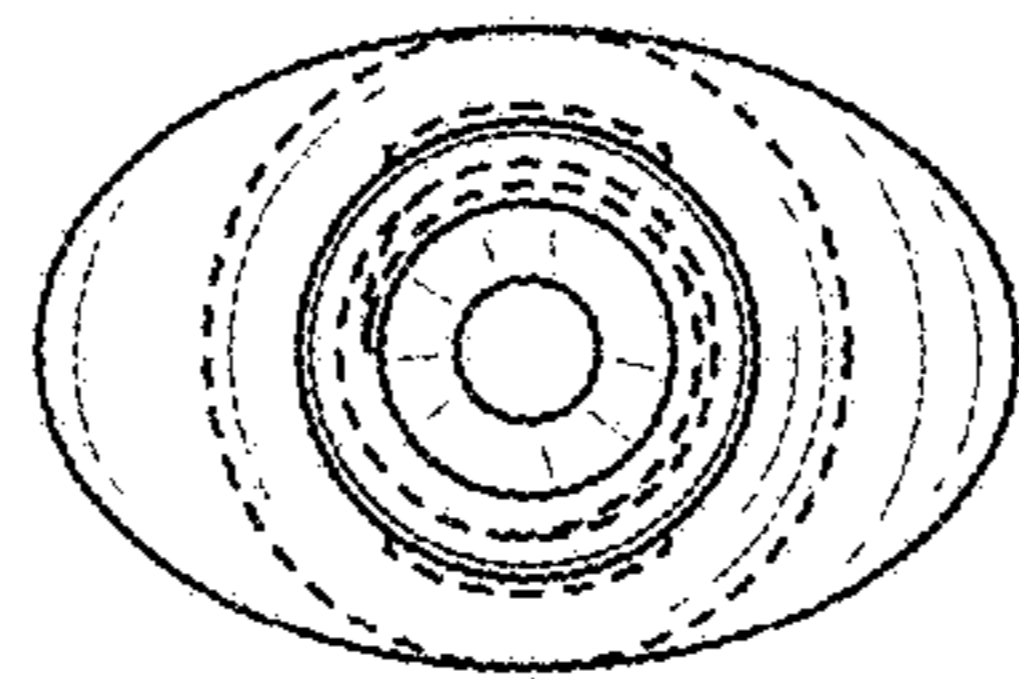


FIG. 6

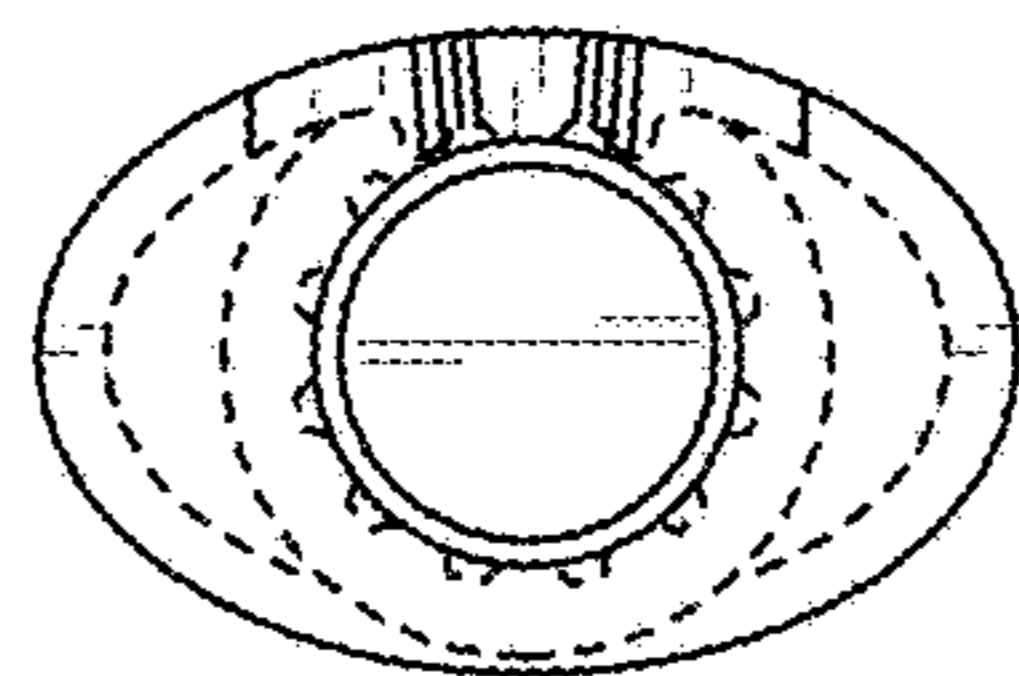


FIG. 7

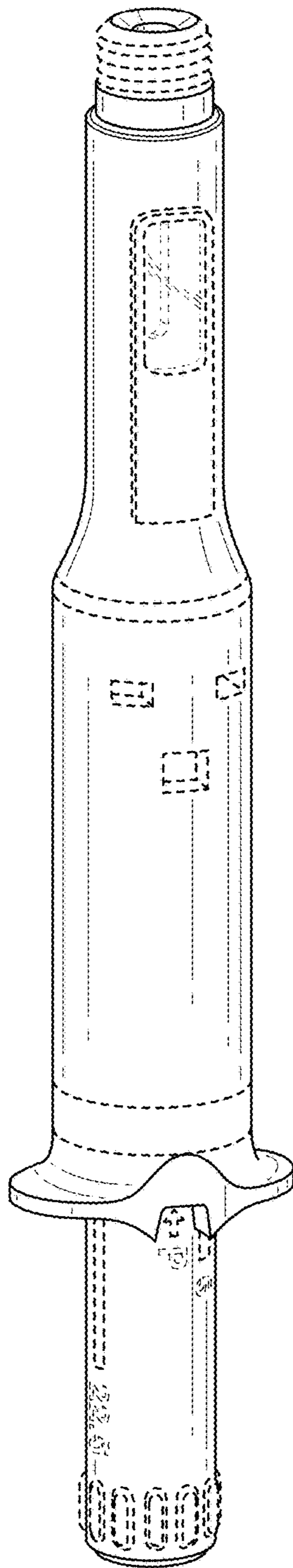


FIG. 8



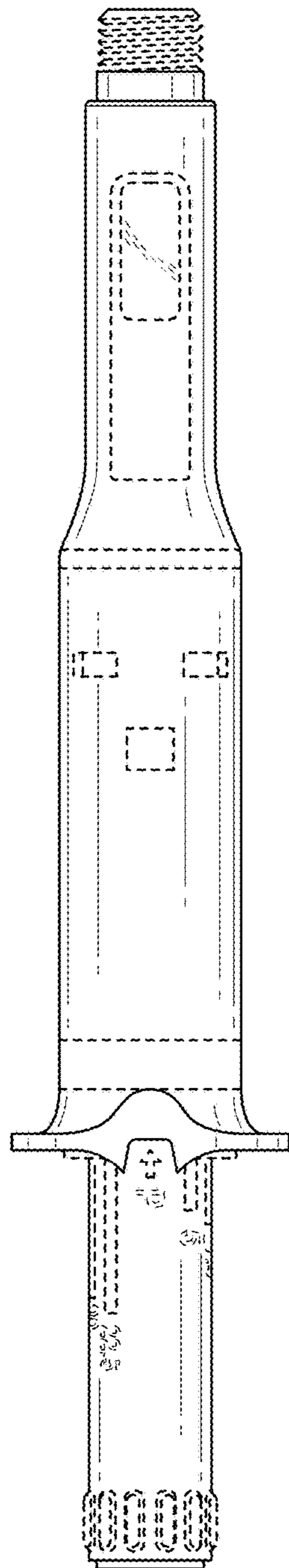


FIG. 9

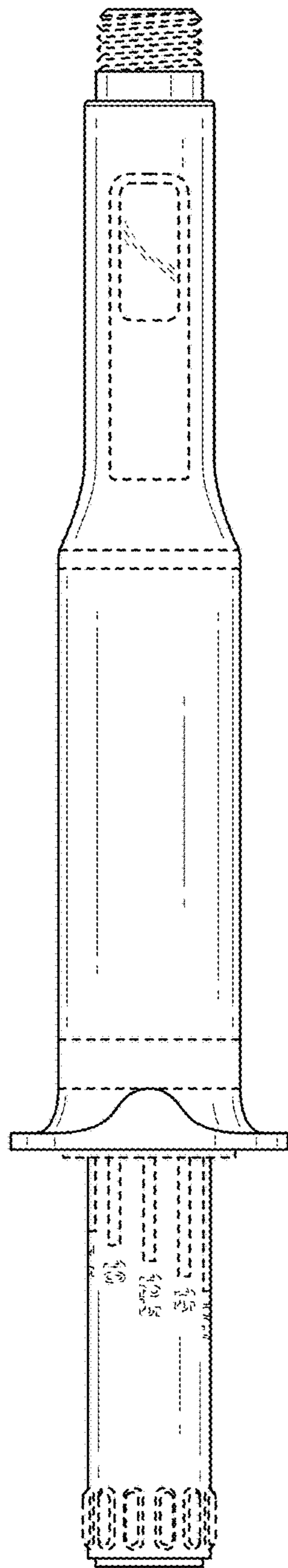


FIG. 10

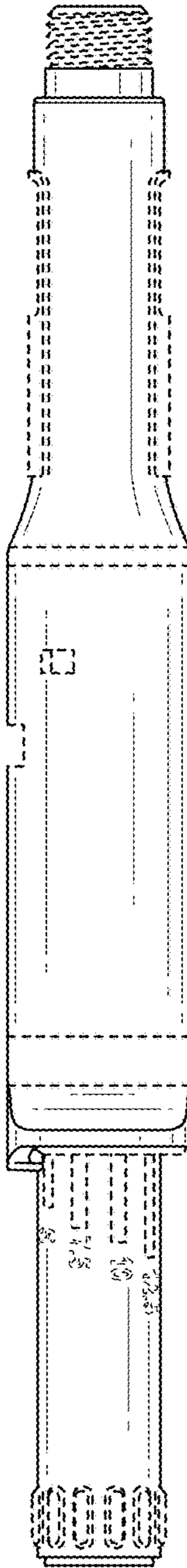


FIG. 11




FIG. 12

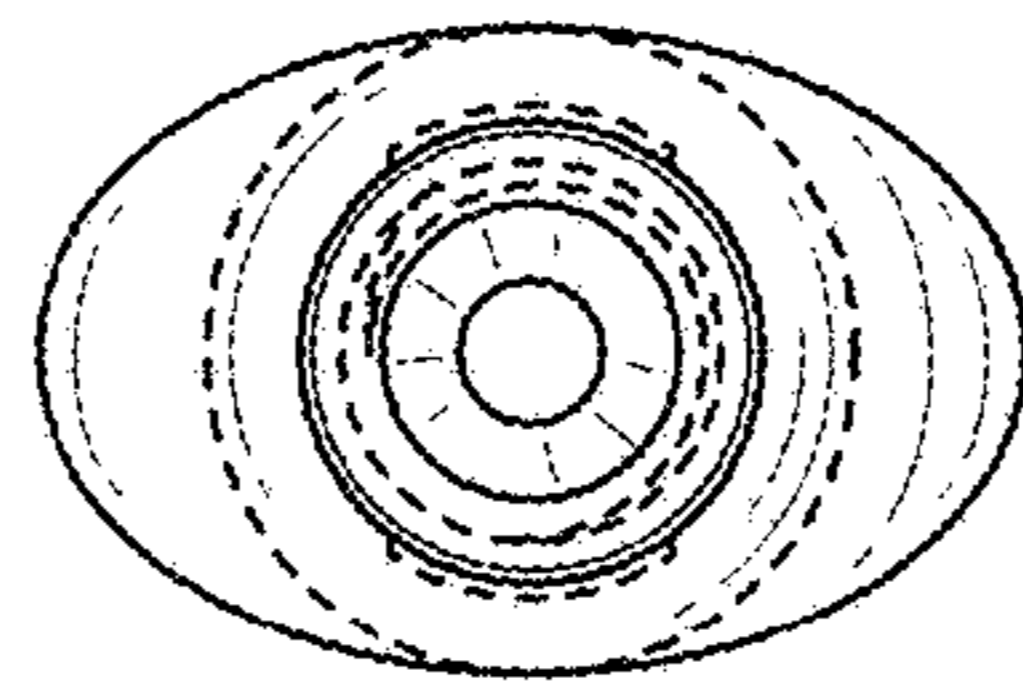


FIG. 13

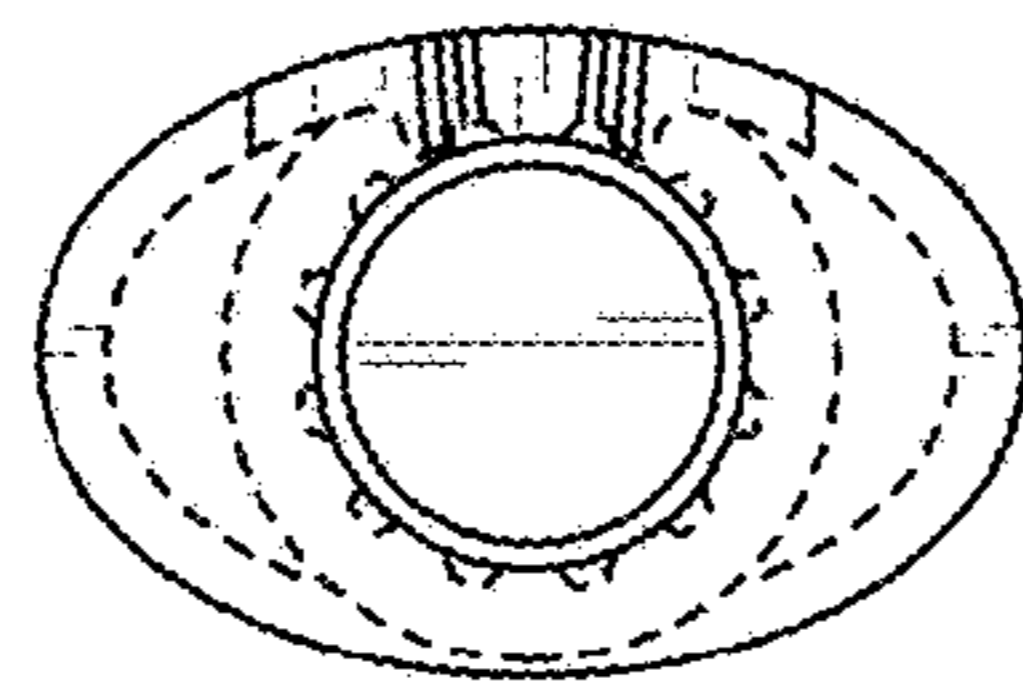


FIG. 14