



US00D865924S

(12) **United States Design Patent** (10) **Patent No.:** **US D865,924 S**
Vlahinos (45) **Date of Patent:** **** Nov. 5, 2019**

(54) **FLUID TRANSPORTATION DEVICE WITH DIRECTED COOLING**

(71) Applicant: **Thaddeus Medical Systems, Inc.**,
Rochester, MN (US)

(72) Inventor: **Andreas Vlahinos**, Castle Rock, CO
(US)

(73) Assignee: **Thaddeus Medical Systems, Inc.**,
Rochester, MN (US)

(**) Term: **15 Years**

(21) Appl. No.: **29/639,781**

(22) Filed: **Mar. 8, 2018**

(51) **LOC (12) Cl.** **23-03**

(52) **U.S. Cl.**
USPC **D23/314; D9/456**

(58) **Field of Classification Search**
USPC D23/314, 322, 323, 328, 341, 386, 499;
D9/456, 414, 424, 430, 431, 432, 429;
D24/24, 225, 226, 227, 229, 230, 231
CPC A61J 1/165; A61J 2200/44; A61J 2200/50;
F25D 17/045; A42B 3/125; A42B 3/283;
A42B 3/12; B65D 81/113
See application file for complete search history.

(56) **References Cited**

U.S. PATENT DOCUMENTS

D259,999 S *	7/1981	Wilkerson	D9/424
4,640,418 A *	2/1987	Lowry	B65D 5/509
				206/499
5,205,410 A *	4/1993	Kuipers	B65D 57/00
				206/386
D618,092 S *	6/2010	Whitaker	D9/431
D707,121 S *	6/2014	Choi	D9/432

9,714,173 B2 *	7/2017	Wiesner	H01G 11/24
2011/0278533 A1 *	11/2011	Hillhouse	B81B 7/0006
				257/9
2012/0231290 A1 *	9/2012	Ho	B82Y 30/00
				428/566
2014/0001188 A1 *	1/2014	Nahm	A61J 1/165
				220/592.01
2014/0370321 A1 *	12/2014	Wakayama	H01F 1/0579
				428/544

* cited by examiner

Primary Examiner — Michelle E. Wilson

Assistant Examiner — Ania Aman

(74) *Attorney, Agent, or Firm* — Schwegman Lundberg & Woessner, P.A.

(57) **CLAIM**

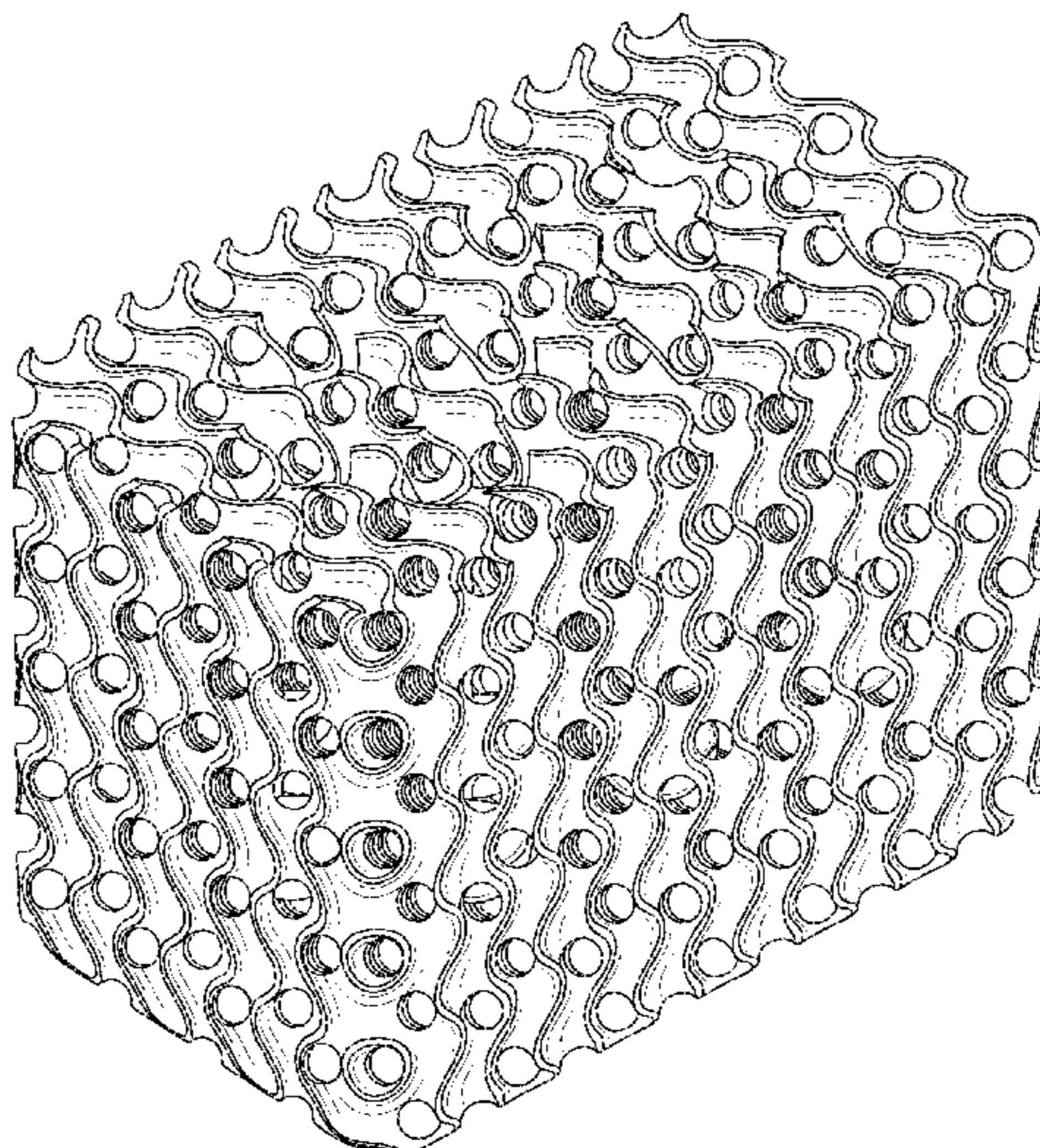
I claim, the ornamental design for a fluid transportation device with directed cooling, as shown and described.

DESCRIPTION

FIG. 1 is a top-left-perspective view of our fluid transportation device with directed cooling showing my new design; FIG. 2 is a top-left-perspective view of our fluid transportation device with directed cooling; FIG. 3 is a back view thereof; FIG. 4 is a front view thereof; FIG. 5 is a right-side view thereof; FIG. 6 is a left-side view thereof; FIG. 7 is a top view thereof; and, FIG. 8 is a bottom view thereof.

In FIG. 1, the broken lines depict unclaimed subject matter only and form no part of the claimed design.

1 Claim, 5 Drawing Sheets



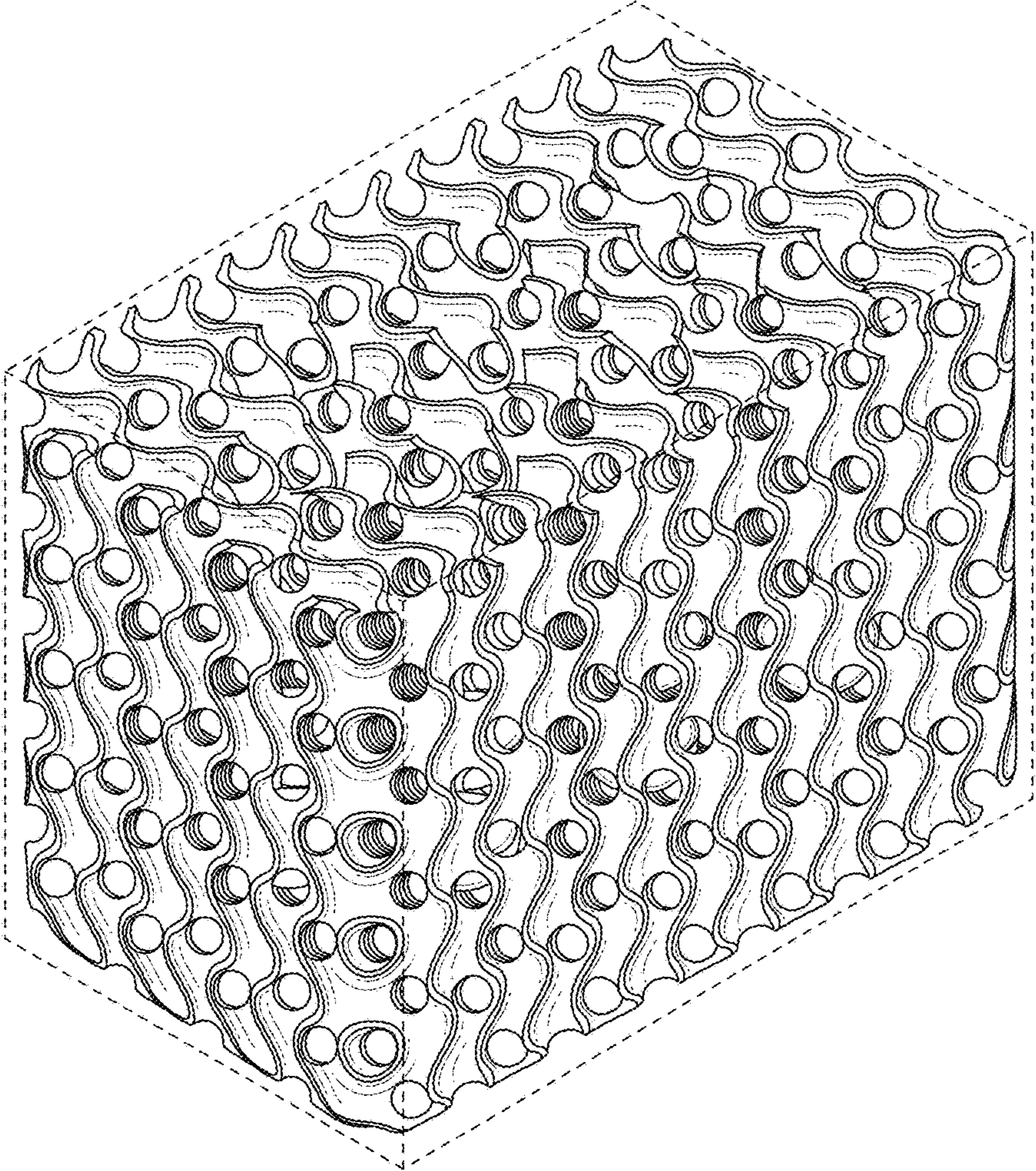


FIG. 1

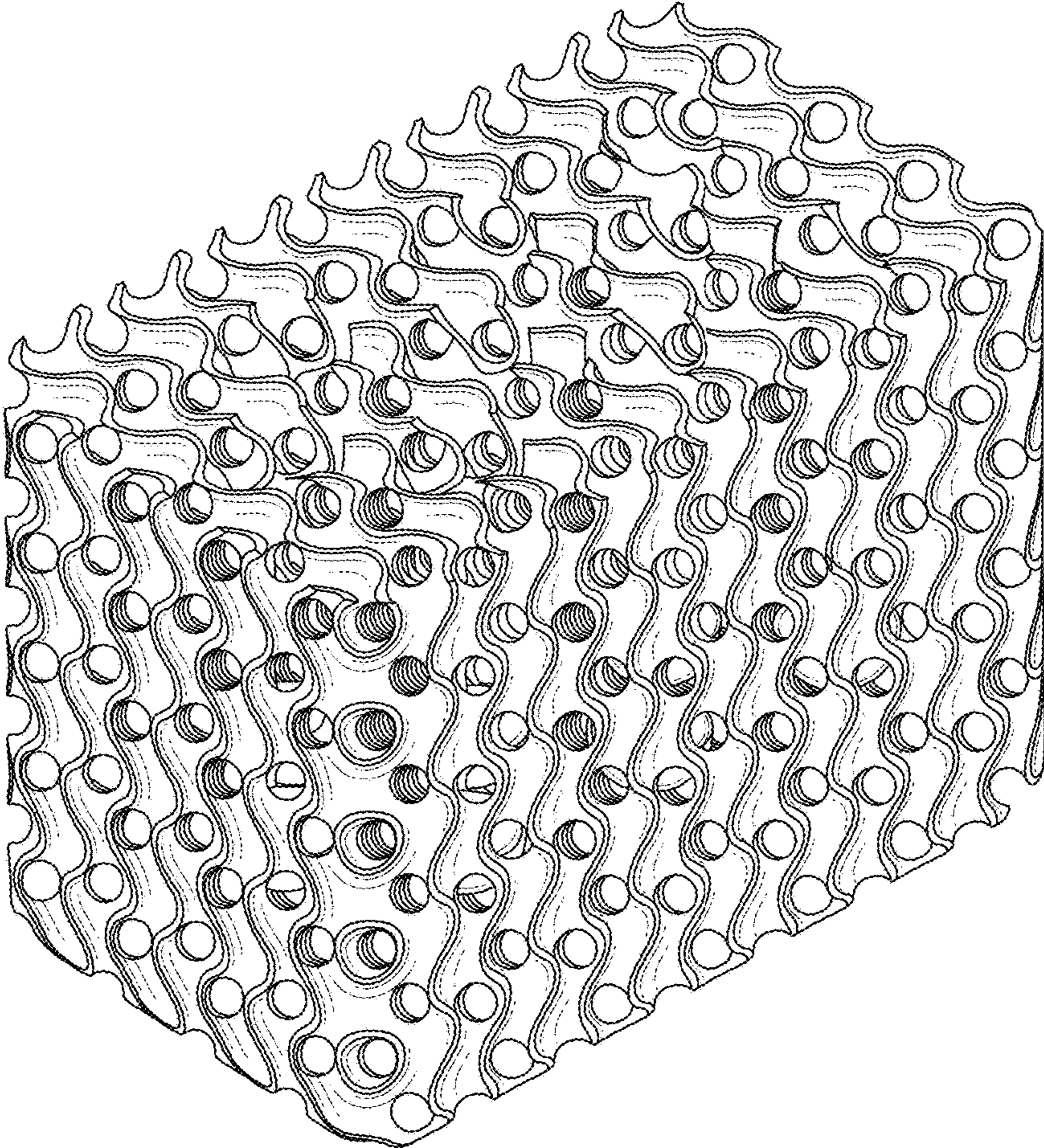


FIG. 2




FIG. 3




FIG. 4




FIG. 5




FIG. 6




FIG. 7




FIG. 8